

THREE YEAR CAPITAL PLAN

2021-2022 TO 2023-2024

51

ON THE COVER:

*High Level Bridge in the City of
Lethbridge river valley*



DR. ROBERT PLAXTON
ELEMENTARY SCHOOL

Lethbridge School Division's newest elementary school in south Lethbridge
opening September 2021



Lethbridge
SCHOOL DIVISION

TABLE OF CONTENTS

EXECUTIVE SUMMARY	4	EXECUTIVE SUMMARY
SECTION ONE	13	WHO WE ARE
	16	MISSION, VISION, GUIDING PRINCIPLES
	17	BOARD OF TRUSTEES
	18	ADMINISTRATION
	18	FACILITIES COMMITTEE
	18	FACILITIES DEPARTMENT MISSION AND VISION
	19	STUDENT ENROLMENT
	20	CITY OF LETHBRIDGE GROWTH AND PLANNING
SECTION TWO	25	DRIVERS FOR CAPITAL PLANNING
	26	THREE-YEAR CAPITAL PLAN
	27	AREA UTILIZATION
	29	PLANNING FOR GROWTH
	30	BOUNDARY REVIEW
	36	CAPITAL APPROVAL PROCESS
	37	MODERNIZING LEARNING ENVIRONMENTS
	38	COLLABORATION WITH COMMUNITY PARTNERS
SECTION THREE	41	CRITERIA FOR NEW CONSTRUCTION AND MODERNIZATION
	42	CURRENT CAPITAL PROJECTS
	43	CONSTRUCTION AND MODERNIZATION SUMMARY
	47	NEW CONSTRUCTION
	49	MAJOR MODERNIZATIONS
	58	GROWTH IN SCHOOLS
SECTION FOUR	62	DIVISION ENROLMENT, CAPACITY AND UTILIZATION
	64	ENROLMENT AND CAPACITY BY SECTOR OF CITY
	66	ENROLMENT TRENDS AND PROJECTIONS
	70	ELEMENTARY SCHOOL ENROLMENT
	73	MIDDLE SCHOOL ENROLMENT
	75	HIGH SCHOOL ENROLMENT
	77	ALTERNATE PROGRAM ENROLMENT
	78	SCHOOL BUILDING AND DEMOGRAPHIC SUMMARIES
	124	CURRENT SCHOOL BOUNDARIES & NEW FOR 2021-2022
	130	GLOSSARY OF TERMS

EXECUTIVE SUMMARY

Introduction

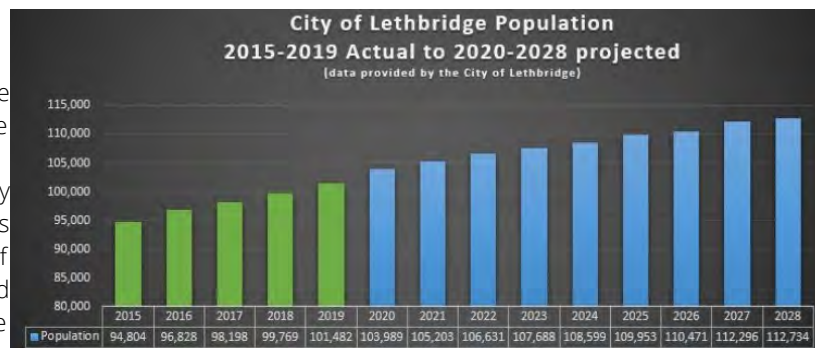
Lethbridge School Division ("LSD") provides public education services to the citizens of the City of Lethbridge, Alberta, Canada. The Division was established in 1886 and has proudly served our community for over 135 years.

LSD serves approximately **11,335** students from early education (pre-school) to grade twelve in 2020-2021. The Division provides high quality learning experiences for students through a broad range of educational programs in twenty three (23) schools and four (4) institutional programs. Lethbridge School Division has 629 full time equivalent (FTE) certificated staff and 517 FTE support staff that provide quality teaching and learning for our students.

The Three-Year Capital Plan for 2021-2022 to 2023-2024 is an analysis of future school capital needs for Lethbridge School Division to address future enrolment growth and modernizing learning spaces to provide the best spaces for teaching and learning.

City of Lethbridge and Population Growth

Lethbridge School Division is the public school system for the residents of the City of Lethbridge. Lethbridge is a growing, vibrant city with over **101,482** residents. It is home to The University of Lethbridge, Lethbridge College, and the Lethbridge Research Centre, one of the largest agricultural research facilities in Canada. The city also houses two large manufacturing plants involved in raw product development. Well situated in the southwestern part of Alberta, Lethbridge residents enjoy access to state-of-the-art cultural and recreational facilities, and green spaces. Comprehensive retail services attract consumers from southern Alberta, southeastern British Columbia and northern Montana. Lethbridge continues to attract new investment, it's anticipated to boost the population by **11%** from 2019 to 2028 from approximately **101,500** to **112,700** and anticipated to reach **150,000** residents by 2050..



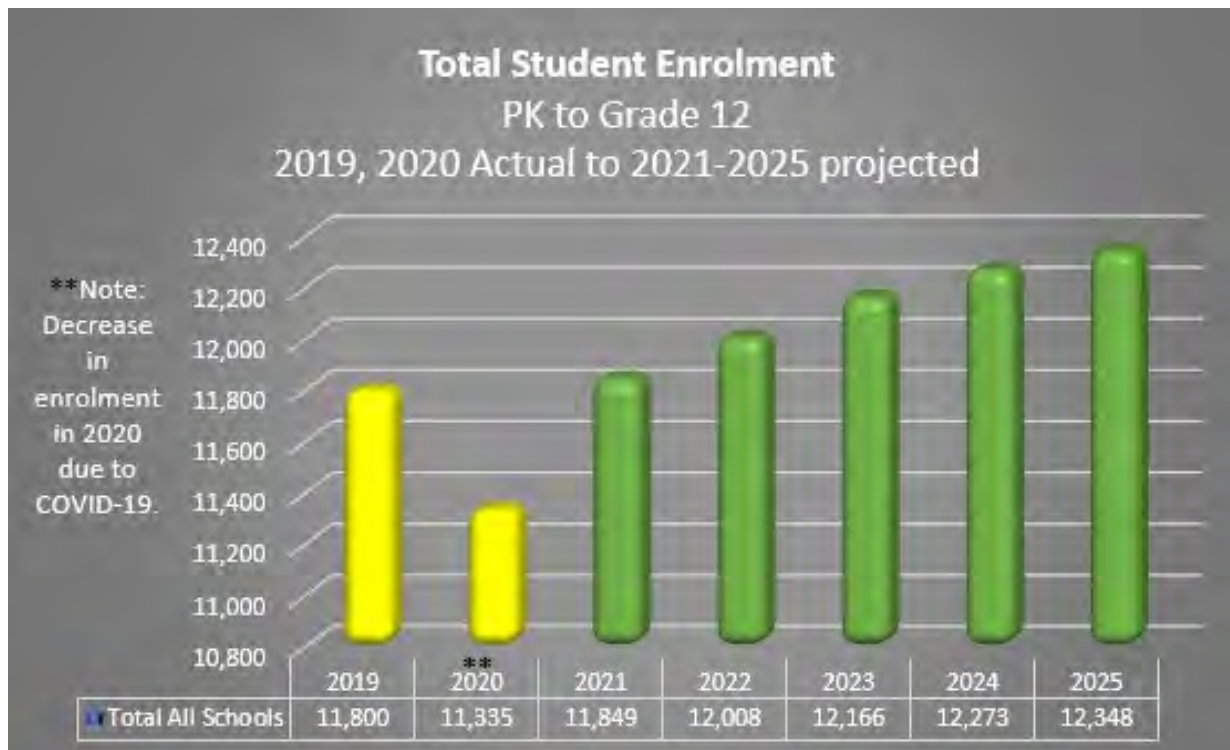
City of Lethbridge Development

Lethbridge is divided between North and South by a major highway (Highway 3). West Lethbridge is separated from both South and North Lethbridge by coulees and the Oldman River valley.

The City of Lethbridge, has identified areas for future growth and new neighbourhoods to support future growth. There are five main areas of growth identified. The very north of Lethbridge, south east Lethbridge and North, South and Mid west Lethbridge. West Lethbridge is the fastest growing community in Lethbridge and as such there is more area planned for future development in the west sector of the city. The City of Lethbridge planning department has also confirmed the need for two new public and one separate (Catholic) school in west Lethbridge siting anticipated growth of **1,758** students from age 5 to 19 in growth areas of West Lethbridge by 2028.



STUDENT ENROLMENT GROWTH



The school Division has experienced sustained growth over the prior five years, then experienced a significant reduction in 2020 due to COVID-19. As the chart above illustrates, Lethbridge School Division will continue to see growth each year over the Three-Year Capital Plan period, reaching **12,166** students by 2023-2024. This is a growth of **831** students or **7.33%** from 2020. The Division will see further sustained growth reaching **12,348** students in five years which is an increase of **1,013** students or **8.94%** from 2020.

Over the three-year capital plan period, growth will be greatest in the west side of Lethbridge with an increase of **8.27%**. North Lethbridge will see an increase in student population of **8.16%** and the south **5.30%**. This projected enrolment growth correlates with historical growth in population in these city sectors. Interesting to note is that these enrolment growth factors do not take into account additional enrolment due to city economic development and new community development, such as the Southbrook subdivision that will provide approximately **400** elementary aged students in south east Lethbridge in the next 10 years. With the economic development that has been occurring in Lethbridge it is anticipated that the potential enrolment growth could be greater in every sector of the city.

THREE-YEAR EDUCATION PLAN

Lethbridge School Division prepares a three-year education plan as required by Alberta Education which is updated annually. The Board of Trustees of Lethbridge School Division approved the 2020-2023 Three Year Plan and Annual Education Results Report for 2019-2020 on November 25th, 2020. This document is a highly collaborative effort and reflects the plans and Annual Education Results Reports of each of the Division's schools, with input from partners, as the Division continues on the journey of innovating and improving practice. You will find Division priorities, trends, issues, opportunities, accomplishments and strategies that will provide Lethbridge School Division students with continued success. The Division is proud of the tireless efforts of our staff and students. This being said, Lethbridge School Division is continually committed to being better tomorrow than we were today. The 2020-2023 Three Year Plan and Annual Education Results Report may be found on the Division's website.

FACILITY UTILIZATION

The school division begins to get concerned over space utilization when the utilization rate is over **85%**. When looking at utilization the Division considers not only base utilization but also core utilization. Core utilization takes into account the facility core learning spaces and does not include modular classroom facilities. Modular Classrooms may have been added to address immediate enrolment pressures, however through the facilitation of added enrolment may have exceeded rated core capacity. When this capacity gets very high programming space is impacted such as gymnasiums and learning commons.


This chart illustrates that the West Sector will have utilization rates approaching 85% in next three years. Core utilization is especially high in the South and West Sectors of the city.

77%

projected utilization rates by 2023/2024

72%

current utilization

 **Note that COVID-19 resulted in a reduction in enrolment in 2020 and as such has had an impact on enrolment projections in the Capital Plan.**

Area Utilization by City Sector (Actual and Projected)

City Sector	Full Area		Projected Growth in three year period	Core Area Only	
	2020-2021 Actual	2023-2024 Projected		2020-2021 Actual	2023-2024 Projected
North	68%	74%	8.16%	79%	79%
South	63%	74%	5.20%	71%	92%
West	77%	83%	8.27%	131%	140%
Total District	72%	77%	6.31%	96%	102%

CURRENT CAPITAL PROJECTS

Dr. Robert Plaxton Elementary School is a K-5, 600 student elementary school in the Southbrook subdivision in south east Lethbridge. The school is identical to Coalbanks Elementary School in west Lethbridge, completed in 2017. The difference between the two schools is that Dr. Robert Plaxton Elementary School will have Photovoltaic Solar Panels that will provide energy efficiency and environmental educational opportunities for our students. The school began construction in the spring of 2019 and will be opened in September 2021. The City of Lethbridge planning department predicts that this area will see growth of 620 students aged 5 to 19 years old by 2034.

Current Capital Projects

Projected Opening/Completion	School/Community	City Sector	Project Type	Grade	Approved Capacity	Approval Date	% Complete as of March 2021	Estimated Cost
2021-2022	Dr. Robert Plaxton Elementary/ Community of Southbrook	South	New Construction	Kindergarten to Grade 5	600	Jun-18	Substantial Completion	\$20.4 million



New School Construction

Year	Priority	Community/School	City Sector	Site Readiness	Type	Grade	Capacity	2020 Cost (\$)
2021-2022	1	Garry Station Elementary School (West Lethbridge- North)	West	Site Available	New Construction	K-5	900	\$31.1 million
2022-2023	2	West Lethbridge Elementary School (West Lethbridge - South)	West	Site Not Yet Determined	New Construction	K-5	900	\$31.1 million

The #1 new school project was approved by Alberta Education on March 10th, 2021 for initial opening of 610 spaces with a full build out to 900 student capacity.

NEW SCHOOL CONSTRUCTION REQUESTS

Lethbridge School Division is requesting a number of new construction projects to alleviate current enrolment pressures and for anticipated growth in the City of Lethbridge due to economic growth, and future development plans to address an anticipated growth in population of over **11%** in the next 10 years. The chart below provides information on the two new school construction projects requested in the Three-Year Capital Plan.

The two new construction priorities are the Garry Station (West Lethbridge—North) and West Lethbridge Elementary (West Lethbridge-South) Schools. West Lethbridge is the fastest growing community in the city of Lethbridge. Currently there are six communities in development or proposed development that include Country Meadows, Gary Station, Riverstone, Copperwood, Watermark, and The Piers. Two new elementary schools are required in west Lethbridge as all four elementary schools have core utilization that are very high ranging from **145% to 209%**. Core utilization is high due to the number of modular facilities added for enrolment growth. This impacts instructional programming and puts a strain on core school areas such as gymnasiums and library commons.

The City of Lethbridge projects that in the areas of growth in West Lethbridge that there will be an additional **225** students aged 5 to 19 by 2022, **354** by 2024 and **1,758** by 2034 putting further significant strain on West Lethbridge elementary schools exceeding core utilization and the only High School that is at capacity in West Lethbridge.

Boundary Review

The school division undertook a comprehensive review of school boundaries and made significant changes for the 2021-2022 school year. See Boundary Review Section for further detail

BOUNDARY REVIEW

The WHY

Due to facility utilization concerns in West Lethbridge elementary schools and high school, the opening of a new elementary school in South Lethbridge, and a need to balance enrolment in North Lethbridge, a comprehensive review of school boundaries was undertaken. A committee was formed for each sector of the city to analyze data and develop a plan.

+600

Responses on Feedback Loop

+2000

Watch the Boundary Review Presentation on the website

Public Engagement

January 12th: Proposed boundary changes were presented to the staff and the public through a live stream video. COVID-19 restrictions prevented in person consultation. A dedicated website created to gather feedback on the proposed changes, provide information items such as boundary maps and FAQ's.
February 10th: Trustees were provided with information from public feedback. Concerns raised were considered in light of the boundary changes proposed.
February 23rd: Boundary changes finalized and approved by the Board of Trustees

What is changing?

West Lethbridge: French Immersion at Ecole Nicholas Sheran will be moved to Ecole Agnes Davidson. Elementary Boundaries will be adjusted amongst all the West Lethbridge Elementary Schools. A new high school boundary created to move some West Lethbridge High School Students to Lethbridge Collegiate Institute in South Lethbridge over a four year period.

South Lethbridge: Ecole Agnes Davidson becomes a French Immersion only school with addition of West Lethbridge French Immersion students. Elementary boundaries re drawn to allocate students to Dr. Robert Plaxton Elementary School opening in the fall.

North Lethbridge: Elementary boundaries redrawn to make boundaries more contiguous and better balance enrolment amongst the elementary schools.

65%

Of schools impacted

MODERNIZATION OF SCHOOL FACILITIES REQUEST

Some of the oldest school facilities in Lethbridge are elementary schools. These schools require significant dollars of investment to upgrade for health and safety, environmental sustainability and to provide learning spaces to meet today's learner. Lethbridge School Division is requesting that seven (7) elementary schools receive approval for modernization.

There are four schools in north Lethbridge that require modernization. These elementary schools have core utilization between **49% to 108%**. Student enrolment growth in the north sector of Lethbridge will be **8.16%** over the three-year capital planning period.

In west Lethbridge there are three elementary schools that require modernization. These three elementary schools have core utilization ranging from **145% to 179%**, with anticipated enrolment growth in west Lethbridge of **8.27%** over the three-year capital planning period. As these schools are necessary for sustained enrolment in west Lethbridge they require modernization to ensure facility standards for optimal educational opportunities of our students.



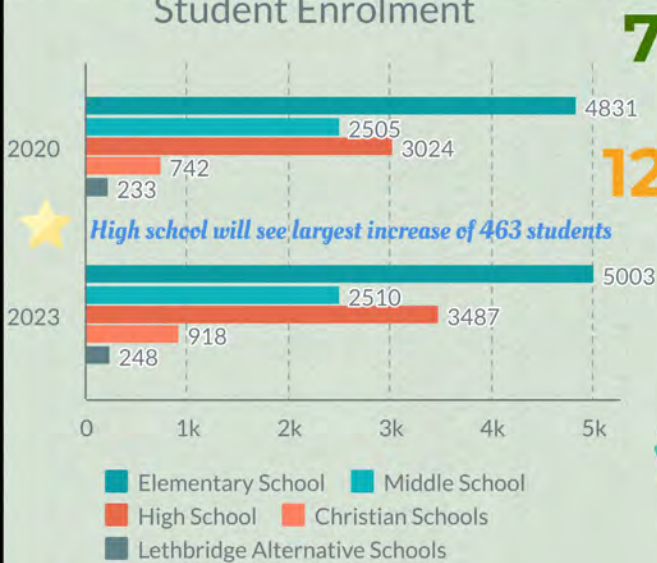
Modernization Projects							
Year	Priority	Community/School	Facility Age	City Sector	Type	Grade	2020 Cost (\$)
2021-2022	1	Galbraith Elementary School	107 years	North	Modernization-Preservation	K-5	\$15 million
	2	Park Meadows Bementary School	39 years	North	Modernization-Preservation	K-5	\$11.5 million
	3	Ecole Nicolas Sheran Bementary School	39 years	West	Modernization-Preservation	K-5	\$13.4 million
2022-2023	4	Mike Mountain Horse Bementary School	33 years	West	Modernization-Preservation	K-5	\$15 million
	5	Dr. Gerald B. Probe Bementary School	28 years	West	Modernization-Preservation	K-5	\$15 million
	6	Victoria Park High School	63 Years	South	Modernization-Preservation	9-12	\$12 million
2023-2024	7	Senator Buchanan Bementary School	65 years	North	Partial Modernization-Preservation	K-5	\$10 million
	8	Westminster Bementary School	66 years	North	Partial Modernization-Preservation	K-5	\$10 million

Lethbridge School Division Three-Year Capital Plan

Year **2021-2022 to 2023-2024**

Growth and Facility Utilization

Student Enrolment



In 2020, COVID-19 resulted in a decrease in student enrolment of 4% (465 students)

West Lethbridge Utilization% in 2023
83% : Core only 140%
Before boundary changes



New School Construction

Estimated cost of **two** new schools
\$62 million


The #1 new school project was approved by Alberta Education on March 10th, 2021 for initial opening of 610 spaces with a full build out to 900 student capacity.

1
West Lethbridge Elementary School-North
K-5
900 students

Opening September 2021
Dr. Robert Plaxton Elementary School
K-5
600 students

2
West Lethbridge Elementary School-South
K-5
900 students

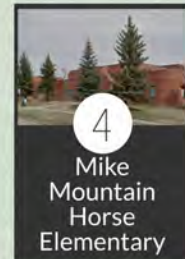
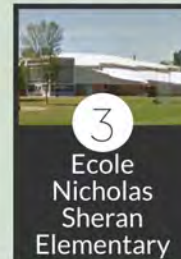
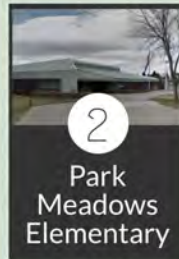
Did you Know?
West Lethbridge sector largest growth 8.27% by 2023 with Current Core utilization at 131%



Major Modernizations

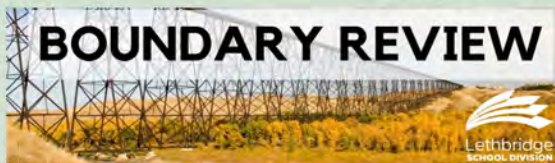
Galbraith is
108 years old!

Did you Know?
75% of school facilities
are 30+ years old. 60%
are over 50+ years old




Estimated cost

\$102 million



+600

Responses on
Feedback Loop



Public Engagement

January 12th: Proposed boundary changes were presented to the staff and the public through a live stream video. COVID-19 restrictions prevented in person consultation. A dedicated website created to gather feedback on the proposed changes, provide information items such as boundary maps and FAQ's.

February 10th: Trustees were provided with information from public feedback. Concerns raised were considered in light of the boundary changes proposed.

February 23rd: Boundary changes finalized and approved by the Board of Trustees

+2000

Watch the Boundary Review
Presentation on the website



The WHY

Due to facility utilization concerns in West Lethbridge elementary schools and high school, the opening of a new elementary school in South Lethbridge, and a need to balance enrolment in North Lethbridge, a comprehensive review of school boundaries was undertaken. A committee was formed for each sector of the city to analyze data and develop a plan.



What is changing?

65%

Of schools impacted



West Lethbridge: French Immersion at Ecole Nicholas Sheran will be moved to Ecole Agnes Davidson. Elementary Boundaries will be adjusted amongst all the West Lethbridge Elementary Schools. A new high school boundary created to move some West Lethbridge High School Students to Lethbridge Collegiate Institute in South Lethbridge over a four year period.

South Lethbridge: Ecole Agnes Davidson becomes a French Immersion only school with addition of West Lethbridge French Immersion students. Elementary boundaries re drawn to allocate students to Dr. Robert Plaxton Elementary School opening in the fall.

North Lethbridge: Elementary boundaries redrawn to make boundaries more contiguous and better balance enrolment amongst the elementary schools.

Lethbridge School Division facilities are the best places for teaching and learning



LETHBRIDGE SCHOOL DIVISION EDUCATION CENTRE



SECTION ONE

Introduction to



Lethbridge
SCHOOL DIVISION

WHO WE ARE

Lethbridge School Division ("LSD") provides public education services to the citizens of the City of Lethbridge, Alberta, Canada. The Division was established in 1886 and has proudly served our community for over 134 years.

LSD serves approximately **11,335** students from early education (pre-school) to grade twelve in 2020-2021. **There was a significant reduction in enrolment in 2020 due to COVID-19.** The Division provides high quality learning experiences for students through a broad range of educational programs in twenty three (23) schools and four (4) institutional programs.

LSD is a local government entity established under the Alberta School Act; whereas, the Division is chosen by and is accountable to the local community by means of local elections (elected Board of Trustees). The Division delivers its educational programs under the authority of the Alberta School Act

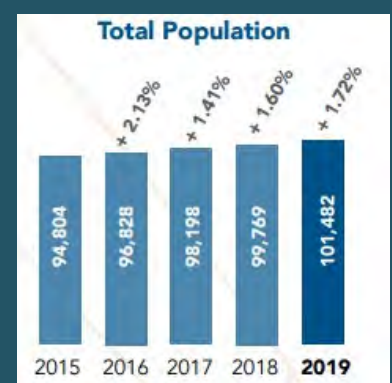
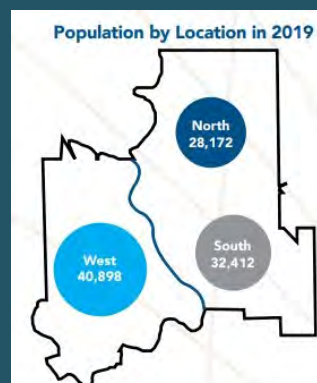


GEOGRAPHICAL INFORMATION

Lethbridge School Division is the public school system for the residents of the City of Lethbridge. The City has a population of approximately **101,482** residents and is located in the southern part of the Province of Alberta at latitude 49.7 degrees north and 112.8 degrees east longitude and covers just over 124 square kilometers of land.

The City of Lethbridge is home to the University of Lethbridge, Lethbridge College, and the Lethbridge Research Centre, one of the largest agricultural research facilities in Canada. The City also houses two large manufacturing plants involved in raw product development.

- Statistical information is an extract from the City of Lethbridge's 2019 annual report.



LETHBRIDGE, ALBERTA

Well situated in the south-western part of Alberta, Lethbridge residents enjoy access to state-of-the-art cultural and recreational facilities. Comprehensive retail services attract consumers from southern Alberta, south-eastern British Columbia and northern Montana.



SCHOOL INFORMATION

Lethbridge School Division operates 23 schools and other various outreach facilities throughout the City. Our schools have a grade structure comprised of the following:

- 14 Elementary Schools - 12 Pre-kindergarten to grade five students, 2 Alternate Christian Schools
- 4 Middle Schools - grade six to eight students
- 5 High Schools - 3- grade nine to twelve students, 1 Alternate Christian grade 6 to 12 and 1 Outreach School.

ELEMENTARY SCHOOLS

There are 14 Elementary schools that provide instruction to students from Kindergarten to grade five, except for Lethbridge Christian School that provides instruction from Kindergarten to grade eight.



Coalbanks Elementary School

230 Coalbanks Blvd. W.
Grades PK-5 - 628 students



Dr. Gerald B. Probe School

120 Rocky Mt Blvd West
Grades PK -5 - 582 students



Ecole Agnes Davidson

2103 20th St South
Grades PK -5 - 545 students



Ecole Nicholas Sheran

380 Laval Blvd West
Grades PK -5 - 453 students



Fleetwood-Bawden School

1222 9th Ave South
Grades PK -5 - 310 students



Galbraith Elementary School

1801 8th Ave A North
Grades PK -5 - 377 students



General Stewart School

215 Corvette Cres South
Grades 1-5 - 170 students



Immanuel Christian

2010-5th Avenue North
Grades PK-5 - 251 students



Lakeview Elementary School

1129 Henderson Lake Blvd South
Grades PK -5 - 480 students



Lethbridge Christian School

3 St James Blvd North
Grades 1-8 - 201 students



Mike Mountain Horse School

155 Jerry Potts Blvd West
Grades PK -5 - 507 students



Park Meadows School

50 Meadowlark Blvd North
Grades PK -5 - 325 students



Senator Buchanan School

1101 7th Ave North
Grades PK -5 - 275 students



Westminster School

402 18th St North
Grades PK -5 - 179 students

NEW SCHOOL

New school construction began in the spring of 2019 in the community of Southbrook. Dr. Robert Plaxton Elementary will open September 2021.

MIDDLE SCHOOLS

Lethbridge School Division has four middle schools that educate students in grades six through grade eight.



Gilbert Paterson Middle School

2109 12th Ave South
Grades 6-8 - 762 students



Wilson Middle School

2003 9th Ave North
Grades 6 - 8 - 653 students



G.S. Lakie Middle School

50 Blackfoot Blvd West
Grades 6 - 8- 496 students



Senator Joyce Fairbairn Middle School

301 Rocky Mountain Blvd
Grades 6-8 - 594 students

HIGH SCHOOLS

Lethbridge School Division has five high schools offering instruction to students in grades nine through twelve, except for Immanuel Christian Secondary School that offers instruction to students in grades six through twelve.



Chinook High School

259 Britannia Blvd. W
Grades 9 -12 - 1165 students



Winston Churchill High School

1605 15th Ave North
Grades 9-12 - 906 students



Immanuel Christian Secondary

802 - 6th Avenue North
Grades 6 -12 - 251 students



Victoria Park High School

1515 5th Ave South
Grades 9-12 - 233 students



Lethbridge Collegiate Institute

1701 5th Ave South
Grades 9-12 - 953 students

INSTITUTIONAL PROGRAMS

Lethbridge School Division has four institutional programs:

- CAMP (Lethbridge Regional Hospital School) - both an inpatient and outpatient program for youth who require psychiatric treatment and mental health services as well as those patients requiring specialized assistance with school curriculum
- Harbour House School - provides interim education and support to students of women who reside at the Women's Emergency Shelters.
- Pitawani School - attached to the Sifton Family and Youth Services site and provides educational programming to students residing in the centre who have behavioral and emotional difficulties as well as students who are in Secure Services.
- Stafford Ridge School (AADAC) - located at AADAC's Youth Residential Treatment Center, provides a co-ed residential school within a 12 week voluntary addictions treatment program.

MISSION, VISION & GUIDING PRINCIPLES

MISSION STATEMENT

Lethbridge School Division is inclusive, forward-thinking, and accountable for engaging students in a breadth of quality learning experiences that develop innovative minds and responsible global citizens.

VISION STATEMENT

Our learners are innovative thinkers who are successful, confident, respectful and caring.

GUIDING PRINCIPLES

The Board believes a focus on learning builds capacity for continual improvement, innovative thinking, and confident, caring, and respectful citizens.

The following principles provide the foundation for our learning system:



LEARNING FOUNDATIONS

- Every child can learn
- Learning is a lifelong activity
- Learners that grow are adaptable and confident
- Students learn in different ways and at different rates
- Innovative thinkers engage critically and creatively

CULTURAL FOUNDATIONS

- Schools are welcoming, safe, caring, and respectful
- Diversity is celebrated in an inclusive culture
- Students are empathetic and responsible for the well-being of self and others
- Schools inspire a passion for learning

SYSTEM FOUNDATIONS

- Our system functions within the structure of Alberta Education
- Priorities and decisions are further guided by collaboratively developed educational goals
- Parents/Guardians are foundational to their children's learning
- Quality education goes beyond the school walls and involves opportunities for engagement within the community
- High standards result in successful school completion and transition to the adult world.

BOARD OF TRUSTEES

A seven-person Board of Trustees, which is elected every four years (previously three years) effective for the 2017 elections, governs Lethbridge School Division. All trustees are elected at large and do not specifically serve geographic locations within the City of Lethbridge.

The Board of Trustees of Lethbridge School Division operates under the authority of the Education Act (Statutes of Alberta, 2012) and policies and regulations pursuant to that legislation. The Board is charged with the responsibility to ensure that each of its resident students are provided with an education program consistent with the requirements of the Education Act and exercises its authority through policy, regulations, and resolutions approved at duly conducted meetings of the Board.



Back row: Doug James, Clark Bosch, Tyler Demers

Front row: Lola Major, Donna Hunt, Christine Light, Jan Foster

Members of the Board of Trustees elected to serve on the school board are:

TRUSTEE

Christine Light, Board Chair
Tyler Demers, Board Vice Chair
Clark Bosch, Trustee
Jan Foster, Trustee
Donna Hunt, Trustee
Doug James, Trustee
Lola Major, Trustee

SERVED FROM

October, 2017
October 2007 – 2010, 2013
October 2017
October 1983 - 1992, 2007
October 2013
October 2017
October 2007

The term of office for the above Trustees will expire in October 2021. Municipal elections occur in 2021 to elect new school board trustees.

ADMINISTRATION

Lethbridge School Division employs senior administrative officials to manage the operations of the Division and formally operate as the Executive Council to the School Board. Lethbridge School Division Executive Council members are:



DR. CHERYL GILMORE
Superintendent



MORAG ASQUITH
Associate
Superintendent,
Instructional Services



MIKE NIGHTINGALE
Associate
Superintendent,
Human Resources



CHRISTINE LEE
Associate
Superintendent,
Business Affairs

FACILITIES COMMITTEE

The Three-Year Capital plan is developed in consultation with the Facilities Committee that includes the following:

Doug James, Trustee and Committee Chair

Jan Foster, Trustee

Christine Lee, Associate Superintendent, Business Affairs

Daniel Heaton, Director of Facility Services

Chris Chapman, Coordinator of Operations and Maintenance

FACILITIES DEPARTMENT MISSION & VISION

VISION

Lethbridge School Division facilities are the best spaces for teaching and learning.

MISSION

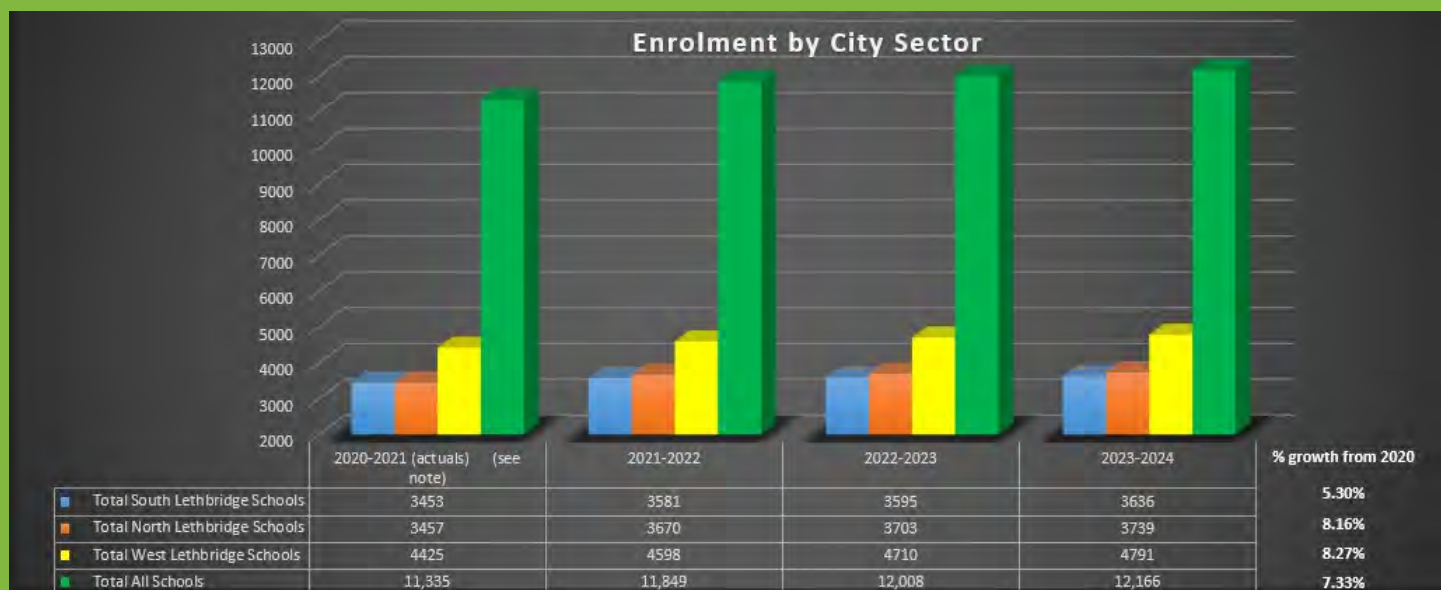
The Maintenance and Caretaking teams work collaboratively to facilitate and support safe and clean learning environments for students and staff.

VALUES

The Maintenance team values:

- Collaboration: With the team, with our schools
- Accountability: To the team, to our schools
- Trust: In each other
- Respect: For each other

STUDENT ENROLMENT



Student enrolment is a significant factor in determining the planning of new and existing facilities. The Division has experienced sustained growth over the last four years and then a significant decline in enrolment due to COVID-19. As the chart below illustrates, Lethbridge School Division will continue to see growth each year over the Three-Year Capital Plan period reaching **12,166** students by 2023-2024. This is a growth of **841** students or **7.33%** overall.

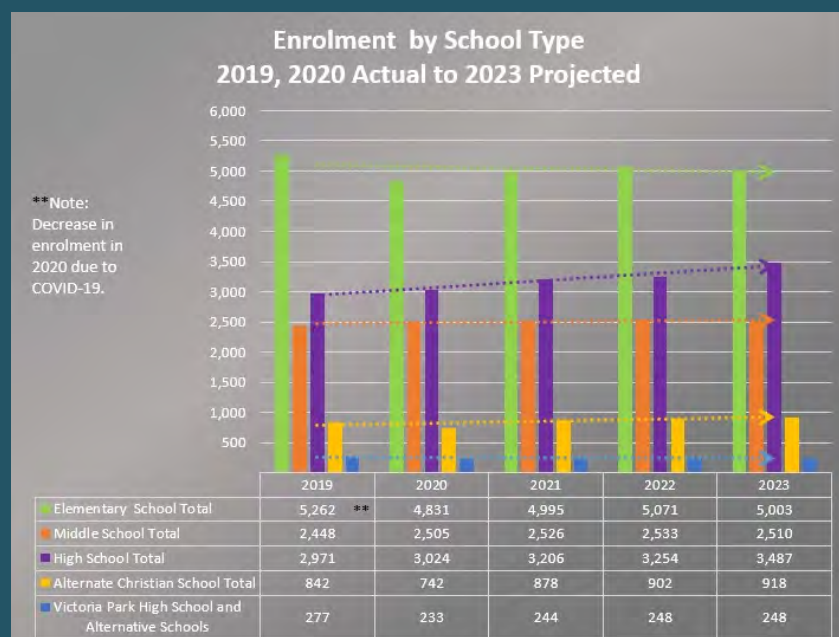
Growth will be greatest in the west side of Lethbridge with an increase of **8.27%**. North Lethbridge will see an increase in student population of **8.16%** and the south **5.30%**.

With the biggest enrolment pressure being in west Lethbridge, in particular at the elementary school level, there is a strong need for two new school facilities to address this growth. West Lethbridge has 4 out of 6 new communities currently in development in the City of Lethbridge. Due to facility capacity and growth concerns, boundaries have been redrawn to alleviate pressure at elementary and high schools in west Lethbridge. See the Boundary Review section for details.

In south Lethbridge, what is not factored into the enrolment estimates below is the development of the Southbrook subdivision which will yield approximately **400** elementary aged students in the next 10 years. With existing elementary facilities with high capacity, a new elementary schools is required in the south Lethbridge.

Also in west Lethbridge, the only high school in this sector, Chinook High School, will see significant growth in the next few years. This growth will require immediate modular classrooms and a further long term strategy to address the projected growth at this school.

Overall growth will be greatest at High School with **463** more students expected leading up to 2023.



CITY OF LETHBRIDGE GROWTH AND PLANNING

In 2016 the City of Lethbridge was the fastest growing community in Alberta and 5th in all of Canada. The city has now reached over **101,000** residents, planning for community growth is foremost in planning of communities and services to meet needs of the city of Lethbridge. Economic Development Lethbridge reports that in 2019 there were **292** new multi-family housing starts, which is the most actively seen since 2009.

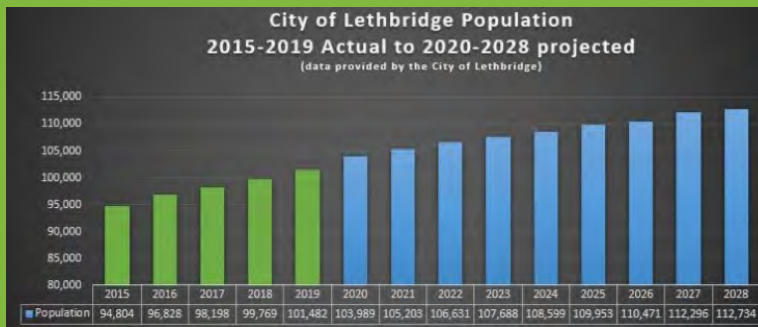
2019 CENSUS DATA

Lethbridge continues to grow with the official 2018 census results showing a population of **101,482**, an increase of **1,713 (1.72 per cent)** over the 2018 municipal census number. Lethbridge consistently demonstrates a consistent rate of growth. The 2019 census numbers show the strongest growth occurred in West Lethbridge with **938** new residents. There was no census taken in 2020. The next census will be in 2021. The City of Lethbridge has estimated that growth in 2020 is approximately **1.4%**, despite COVID-19. In 2020 Lethbridge also has the **second highest growth in the age 0-14 group** per data from Canadian Municipalities Association.

Region	2018	2019	Change in #'s	Change in %
North Lethbridge	27,700	28,172	472	1.70%
South Lethbridge	32,109	32,412	303	0.94%
West Lethbridge	39,960	40,898	938	2.35%
Totals	99,769	101,482	1,713	1.72%

ECONOMIC GROWTH = POPULATION GROWTH

Lethbridge continues to attract so much new investment, it's anticipated to boost the population by **11%** from approximately **101,500** in 2019 to **112,700** in 2028. The city's mayor, Chris Spearman, said the city is laying down the groundwork to accommodate that growth. "We have a billion dollars of new investment in our city," he said. "So, things are great." [source CBC News, January 18, 2018]



PLANNING FOR NEW COMMUNITIES

The City of Lethbridge, in the maps that follow on the next page, have identified areas for future growth and new neighborhoods to support future growth. There are five main areas of growth identified. The very north of Lethbridge, south east Lethbridge and North, South and Mid west Lethbridge. Naturally with west Lethbridge being the fastest growing community in Lethbridge there is more area planned for future development.

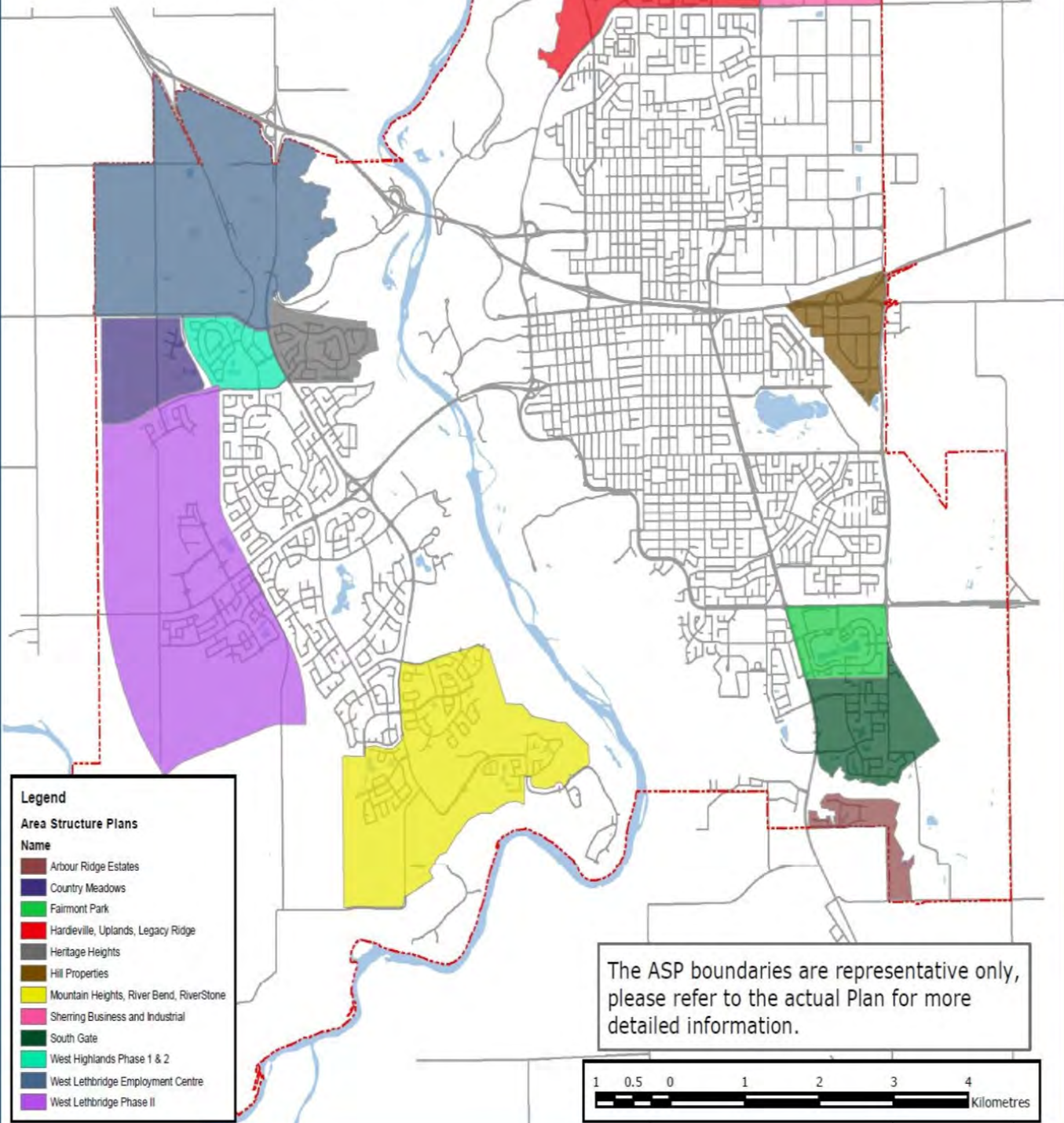




CITY OF
Lethbridge



APPROVED AREA STRUCTURE PLANS

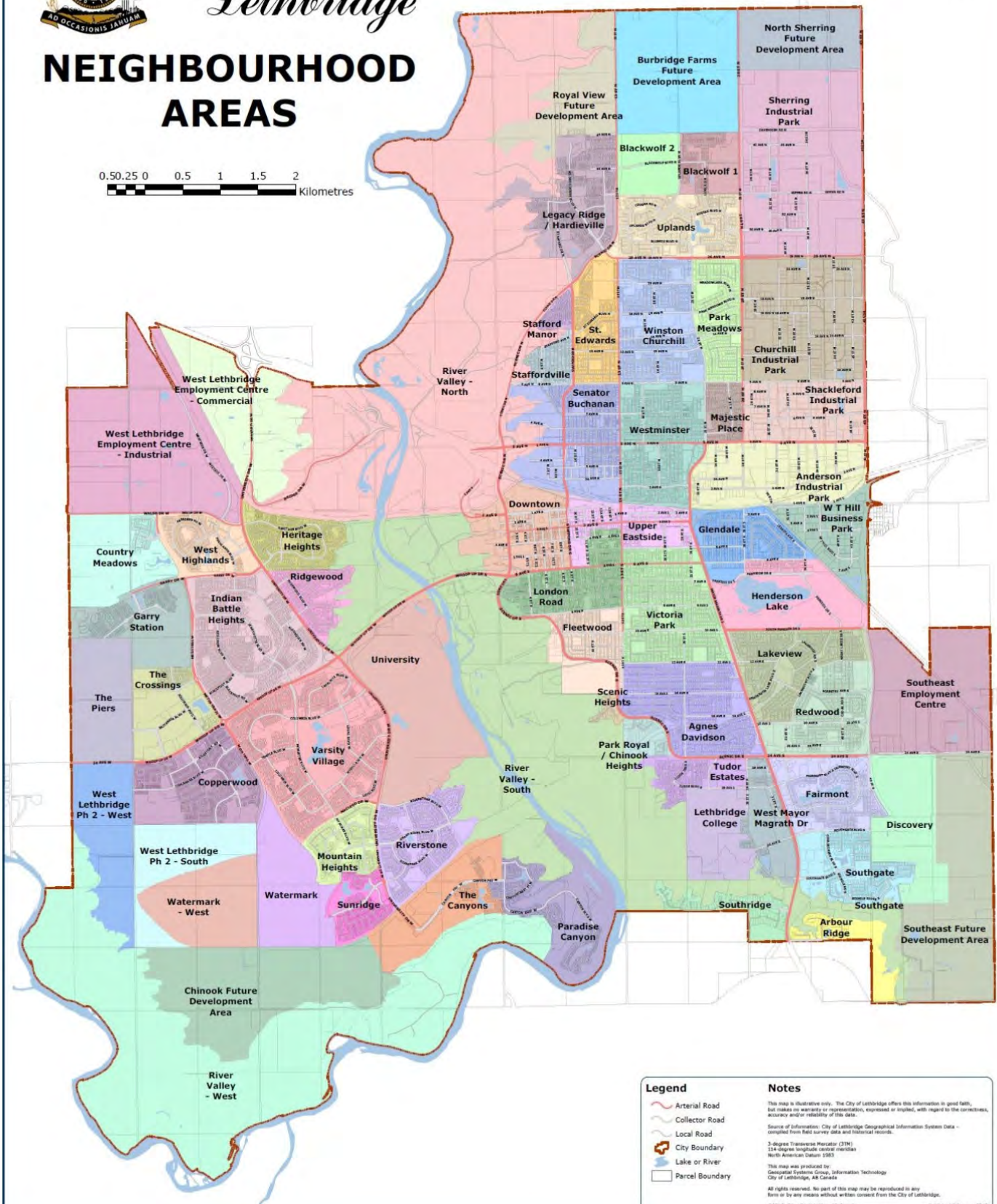




CITY OF
Lethbridge

NEIGHBOURHOOD AREAS

0.50.25 0 0.5 1 1.5 2
Kilometres





Education Minister Adriana LaGrange and MLA Nathan Neudorf visit
Coalbanks Elementary School
September 2019



SECTION TWO

CAPITAL PLANNING



Lethbridge
SCHOOL DIVISION

DRIVERS FOR CAPITAL PLANNING

Lethbridge School Division considers the following drivers when developing the Three-Year Capital plan:

- **Instructional Program** – Facility Projects that will enable the delivery of contemporary instructional programming. This includes careful analysis of long term enrolment projections to determine appropriate learning spaces.
- **Community Development** – New schools required in new facilities and growing communities to meet needs for a local school in the community. This includes a careful review of the City of Lethbridge's subdivision plans and projected population growth.
- **Aging Facilities** – Older schools that require modernization, rehabilitation or replacement in order to provide appropriate learning environments for students. It is estimated the cost for the major maintenance and repair of Lethbridge School Division educational facilities is in excess of \$118 million which includes approximately \$90 million for modernization.
- **Partnership Opportunities**– Working with community partners to not only provide contemporary learning spaces, but to focus on building relationships with parents, partners, and the community.



NEW CONSTRUCTION FACTORS

Important factors for requesting new construction are community growth and enrolment pressure. An important factor in modernization is aging facilities that are not meeting today's contemporary learning requirements, and the significant long term maintenance costs to meet health and safety standards. The chart below demonstrates the age of the school Division's facilities. Seventy five percent (**75%**) of the school Division's facilities are **30+ years**, with **55%** being between **51 and 80** years old. Our oldest school, Galbraith Elementary is **107** years old and is our number one modernization project in the Three-Year Capital Plan.

Age of District Owned School Facilities		
AGE (in years)	# of Schools	% of Total
0 to 5	2	10.00%
6 to 10	0	0.00%
11-30	3	15.00%
31-50	3	15.00%
51 to 80	11	55.00%
81 to 110	1	5.00%
Total	20	100.00%

THREE-YEAR CAPITAL PLAN

Each year school divisions are required to assess their school capital needs and prioritize proposed projects based on safety of existing school facilities, enrolment pressures, modernization needs, etc. These projects are identified in the Three-Year Capital Plan. The Three-Year Capital Plan is developed in consultation with the school division Facilities Committee and must be approved by the Board of Trustees prior to being submitted to Alberta Education for approval and funding.

The Province of Alberta requires that each school board submit a Three-Year Capital Plan that includes the following:

- identify the highest priority school facility/infrastructure needs for the three-year period;
- be updated by the school jurisdiction and submitted on an annual basis;
- include, at a minimum, the detailed breakdown of costs by facility;
- required to complete the web-based New School Project Application and the Expansion and Modernization Project Application (Infrastructure's Forms 1 and 2 available on the Web Application Program [WAP]);
- demonstrate that the school jurisdiction has evaluated its ability to deliver the requested projects during the three-year period; and
- complete the Site Readiness Checklist for new or replacement school projects that are included in the first year of the jurisdiction's three year capital request.



PROJECT REQUESTS

The projects requested in the 2021-2022 to 2023-2024 Three-Year Capital plan are illustrated in the chart below and by priority.

The #1 new school project was approved by Alberta Education on March 10th, 2021 for initial opening of 610 spaces with a full build out to 900 student capacity.

New Construction & Modernization Project Requests						
Year	Priority	Community/School	City Sector	Type	Grade	2020 Cost (\$)
2021-2022	1	Garry Station Elementary School (West Lethbridge - North)	West	New Construction (900 student spaces)	K-5	\$31.1 million
	2	Galbraith Elementary School	North	Modernization-Preservation	K-5	\$15 million
	3	Park Meadows Elementary School	North	Modernization-Preservation	K-5	\$11.5 million
	4	Nicolas Sheran Community School	West	Modernization-Preservation	K-5	\$13.4 million
2022-2023	5	West Lethbridge Elementary School (West Lethbridge - South)	West	New Construction (900 student spaces)	K-5	\$31.1 million
	6	Mike Mountain Horse Elementary School	West	Modernization-Preservation	K-5	\$15 million
	7	Dr. Gerald B. Probe Elementary School	West	Modernization-Preservation	K-5	\$15 million
	8	Victoria Park High School	South	Modernization-Preservation	9-12	\$12 million
2023-2024	9	Senator Buchanan Elementary School	North	Partial Modernization-Preservation	K-5	\$10 million
	10	Westminster Elementary School	North	Partial Modernization-Preservation	K-5	\$10 million

AREA UTILIZATION

Every year, Alberta Infrastructure sends an Area, Capacity and Utilization (ACU) report to the school division. This report provides information about the gross area, capacity and, utilization rate of facilities. Gross area is used in the calculation of IMR funding, and capacity and utilization rates contribute to planning decisions such as modular classroom allocations and capital project approvals.

INSTRUCTIONAL AREA

A school's utilization is considered by defining the Instructional area of the school and reducing for any spaces that are considered exempt. Instructional spaces are any room or area within a school that is or could be primarily designated as a learning area such as classrooms, science labs, ancillary rooms, breakout rooms, computer and technology labs, stages, music, art and drama rooms. Areas that are exempt and would reduce a school's capacity would be areas that are leased to not-for-profit entities (such as parent link centers) as well as administration spaces.



CAPACITY

Net capacity of a school is determined by dividing the instructional area of the school by an instructional area per student, and then adding the rated capacity for CTS labs, gymnasiums, physical activity rooms and libraries.

UTILIZATION RATE

The utilization rate measures the student capacity of a school or jurisdiction's facilities. Displayed as a percentage, utilization rates give insight into how close a school or jurisdiction is to its maximum student capacity. Alberta Education considers a school to be full, using all of its instructional area, when the utilization rate is 100 per cent. School utilization rates as per the ACU Report are reported in the Appendices section on pages 66 and 67.

UTILIZATION RATE

The school division begins to get concerned over space utilization when the utilization rate is over **85%**. When looking at utilization the Division considers not only total utilization but also core utilization. Core utilization takes into account the facility core learning spaces and does not include modular classroom facilities. Modular Classrooms may have been added to address immediate enrolment pressures, however through facilitation of this added enrolment the additional enrolment may have exceeded rated core capacity. For example G.S. Lakie Middle School was built for **600** students. Due to significant enrolment growth, Modular Classrooms were added to hold **300** students more than the original intended capacity. When Senator Joyce Fairbairn was opened in 2018 to relieve enrolment pressures at middle school in west Lethbridge seven (7) modular classroom were removed from G.S. Lakie to the new middle school.



Senator Joyce Fairbairn Middle School Learning Commons.

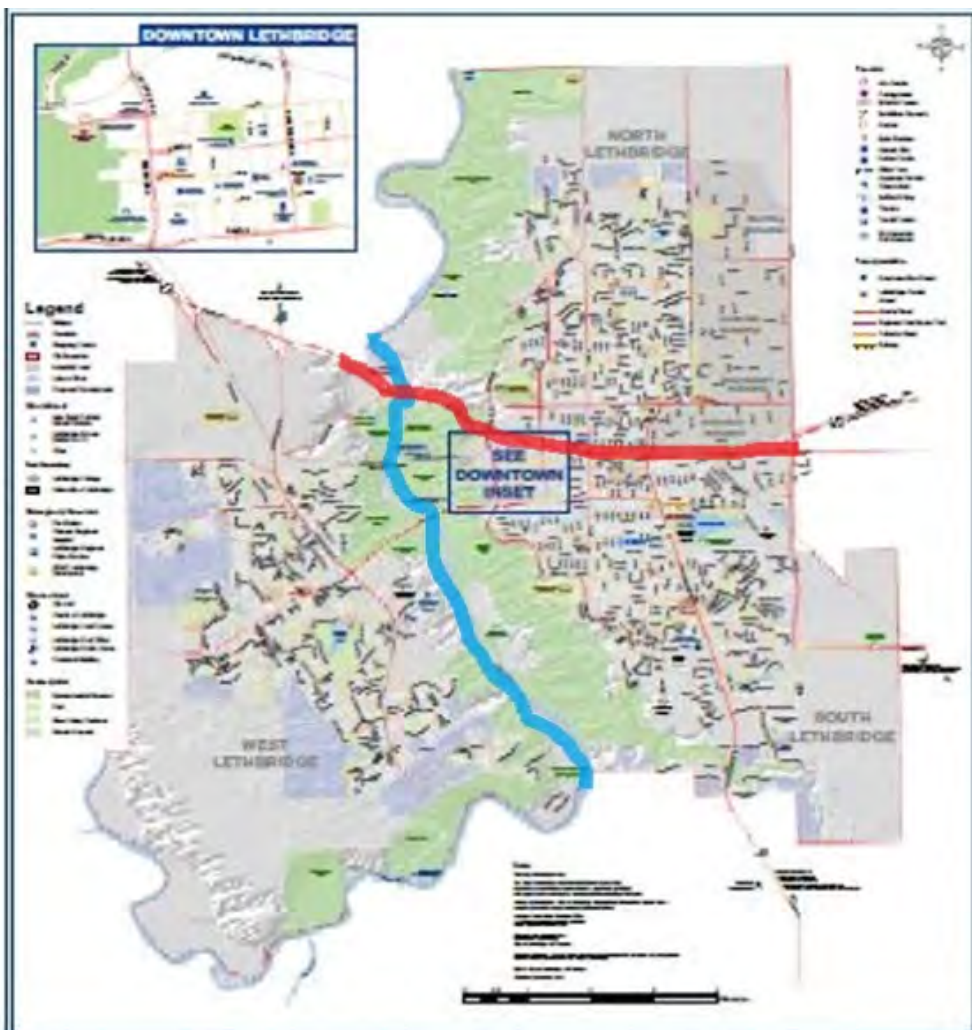
The school division reviews utilization by school and by sector. Utilization by sector is in the chart on the next page. This chart illustrates that the West sector has core utilization rates over **100%**. Due to significant growth in the next three years, in particular in West Lethbridge, core utilization rates are at **140%** in 2022 which will result in significant pressure on programming and services to students within these schools.

AREA UTILIZATION

The City of Lethbridge is divided into three distinct geographic sectors. The chart below illustrates the utilization (full and core area only) for each sector of the city and for the school division as a whole.

**Area Utilization by City Sector
(Actual and Projected)**

City Sector	Full Area		Projected Growth in three year period	Core Area Only	
	2020-2021 Actual	2023-2024 Projected		2020-2021 Actual	2023-2024 Projected
North	68%	74%	8.16%	79%	79%
South	63%	74%	5.20%	71%	92%
West	77%	83%	8.27%	131%	140%
Total District	72%	77%	6.31%	96%	102%



UTILIZATION RATE

Analyzing utilization by city sector is important due to the geographic layout of the City of Lethbridge.

The City of Lethbridge is divided between North and South by a major highway (Highway 3).

West Lethbridge is separated from both South and North Lethbridge by coulees and the Oldman River valley.

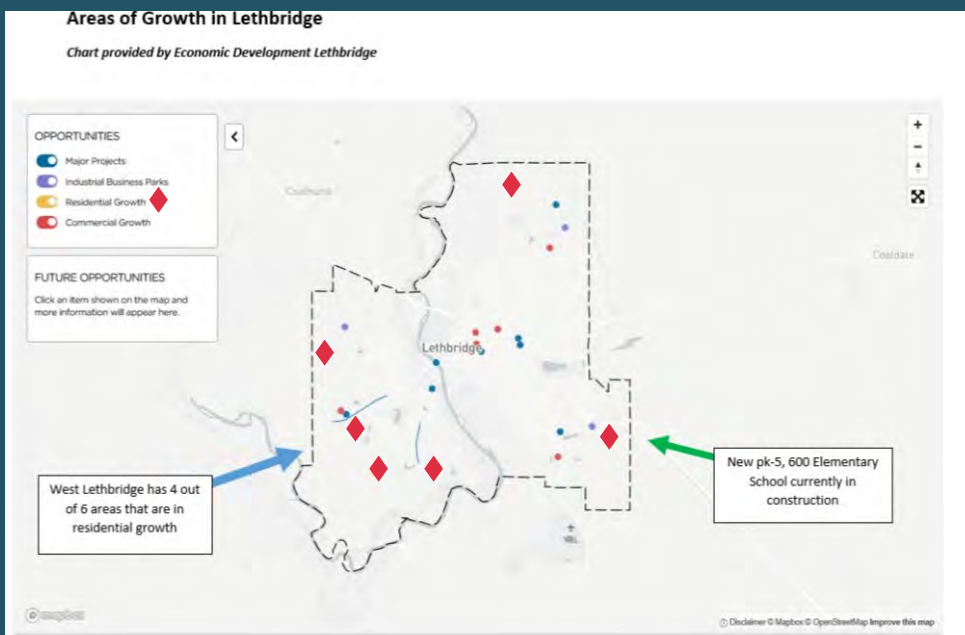
PLANNING FOR GROWTH

Lethbridge School Division works closely with the City of Lethbridge when the city is planning new neighborhoods to identify future sites for new school construction. Population growth within the city factors into the development of new schools sites. The chart below, from the 2019 City of Lethbridge Census, illustrates the growth in various areas within the city.

Quadrant	2015	2016	2017	2018	2019	Change from 2018 in #'s	Change from 2018 in %	Change from 2015 in #'s	Change from 2015 in %
North Lethbridge - West	9,437	9,676	9,789	9,951	10,049	98	0.98%	612	6.49%
North Lethbridge - East	17,314	17,503	17,664	17,749	18,123	374	2.11%	809	4.67%
South Lethbridge - West	9,291	9,317	9,341	9,318	9,330	12	0.13%	39	0.42%
South Lethbridge - East	22,046	22,403	22,319	22,791	23,082	291	1.28%	1,036	4.70%
West Lethbridge - North	15,343	15,878	16,541	16,995	17,383	388	2.28%	2,040	13.30%
West Lethbridge - South	21,373	22,051	22,544	22,965	23,515	550	2.39%	2,142	10.02%
Totals	94,804	96,828	98,198	99,769	101,482	1,713	1.72%	6,678	7.04%

There are currently areas of land that have been designated to the school division as future school sites. These sites are designated in West Lethbridge – North, and in South Lethbridge – East. A future school site will be required to be designated in West Lethbridge-South and more distant in the future in North Lethbridge.

Lethbridge School Division considers where new areas are being developed in the city and along with consideration of current school utilization and projected enrolment growth plans how to address future capital needs. When funding for new construction is not immediately available the school Division will apply for modular classroom facilities to provide learning spaces. In some instances it may be necessary to look at adjusting school boundaries and transport students to other school sites when schools do not have the capacity for future enrolment growth.



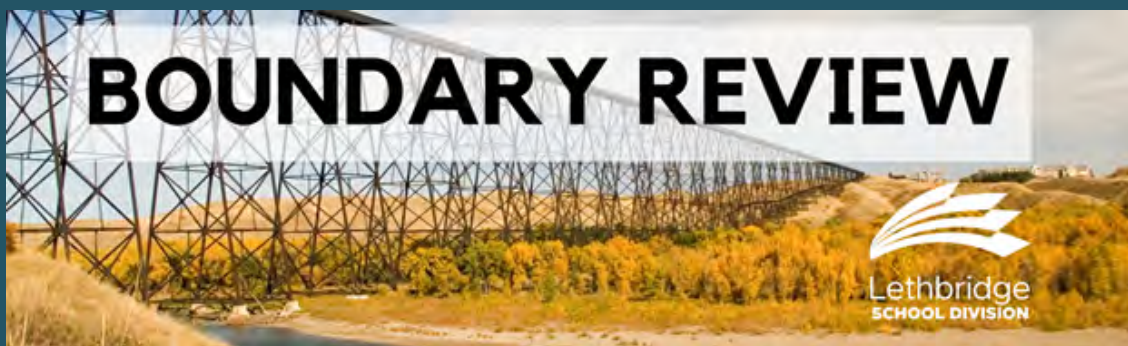
Enrolment data by school type and city sector is provided for the periods 2019, 2020 and projected to 2035 in the appendices section of the Three-Year Capital Plan. This enrolment data helps to determine where immediate and long term new sites or other solutions are required. In particular there is significant pressure on elementary schools in west Lethbridge due to new communities and planned growth within the city of Lethbridge. There is also significant enrolment pressure on high school enrolment in west Lethbridge that will need to be addressed in the immediate future.

BOUNDARY REVIEW

PURPOSE

The purpose for a city wide review of boundaries came out of a need to adjust boundaries to address the following:

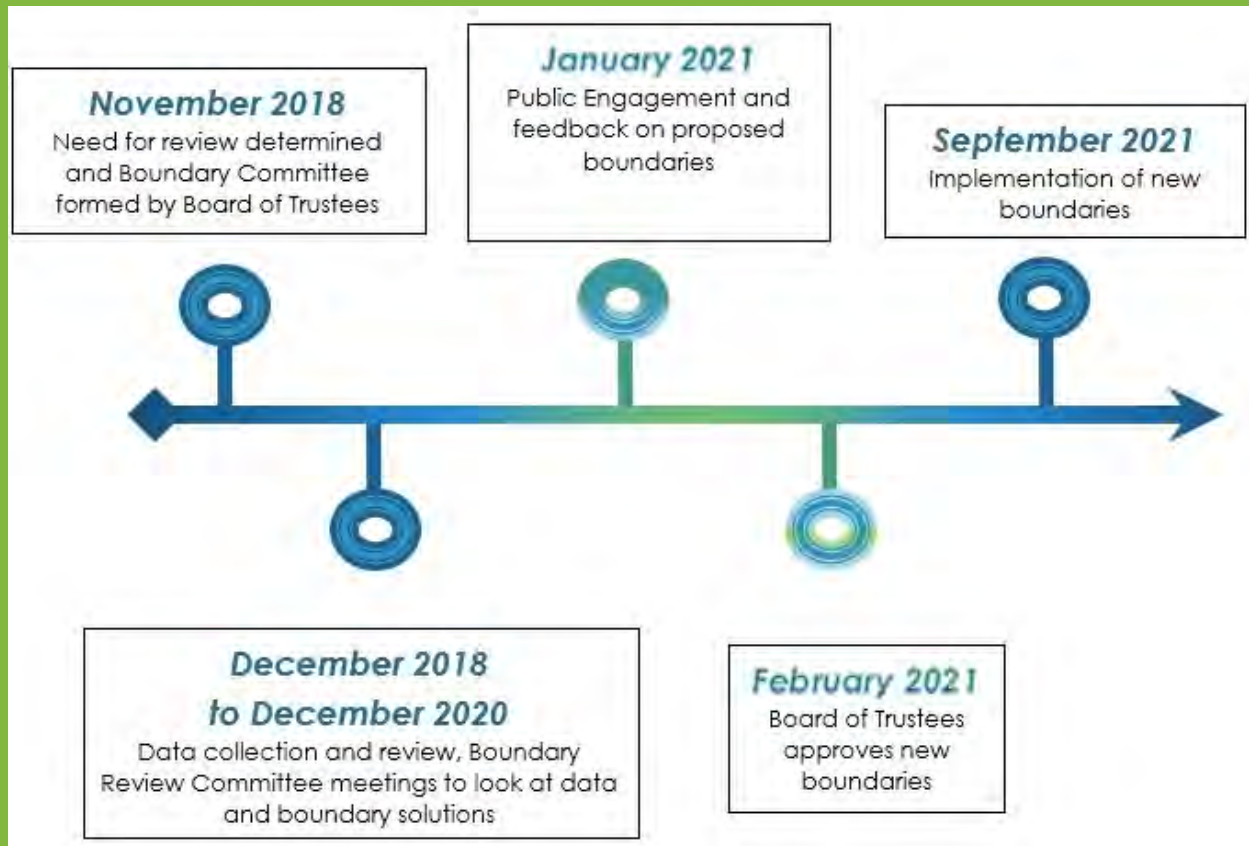
- To address facility capacity, programming and growth pressures in **west Lethbridge** schools.
 - In analyzing demographic, city growth, and enrolment trends, along with capacity pressure in west Lethbridge, there was a need to take immediate action. When announced a new elementary school will be 3 to 4 years from opening and west Lethbridge's only high school was going to exceed capacity by 300 students in a few years.
- To create a new boundary for the opening of a new elementary school in **south Lethbridge**, Dr. Robert Plaxton Elementary School.
 - With additional space opening up in south Lethbridge, boundaries needed to be drawn to allocate students to the new school. There was also an opportunity to review capacity to determine if an opportunity existed to use capacity in south Lethbridge to ease capacity concerns in west Lethbridge.
- To align boundaries and balance enrolment and capacity in **north Lethbridge** elementary schools.
 - North Lethbridge elementary school boundaries are not contiguous creating concerns for walk limits. Also with growth occurring in the far north end of the sector, there was a need to re balance enrolment amongst all elementary schools to support programming needs.



Considerations for the Boundary Review



BOUNDARY REVIEW TIMELINE



BOUNDARY REVIEW COMMITTEES

To ensure that the review takes into consideration a number of factors and perspectives, three committees, one committee for each sector of the city (west, south, north) were formed to review data, discuss possible solutions and develop proposed boundary changes. These committees comprised of members from schools that will be most impacted by a proposed change to school boundaries, senior administration, trustees, facilities services, and transportation. Involvement of these stakeholders at the beginning is important to the process of reviewing growth and capacity challenges in all areas of the City of Lethbridge.



SIGNIFICANT BOUNDARY CHANGES

WEST LETHBRIDGE

West Lethbridge Elementary

West Lethbridge elementary schools are at or over capacity, particularly at Coalbanks and Dr. Probe elementary school. There are also a significant number of modular classrooms that have been added to all schools putting strain on core learning spaces.

To create more space for growth, it was determined to move the French Immersion program back to Ecole Agnes Davidson in south Lethbridge freeing up 230 student spaces. Boundaries were then redrawn to allocate Coalbanks elementary students north of Whoop-up Drive to Mike Mountain Horse or Nicholas Sheran school. A small adjustment was made to allocate some students at Dr. Probe to Nicholas Sheran.



Dr. Probe Elementary Students participating in one minute plank "unofficial" world record



G.S. Lakie COVID Bucket Challenge

West Lethbridge High School

Chinook High School is in excess of 85% capacity and enrolment projections indicated that the school will be well over 100% in a few short years. Based on growth patterns in west Lethbridge it was determined that a portion in the south end of west Lethbridge would be designated to attend LCI in south Lethbridge. LCI has current capacity of 42%. The move will be done in stages with grade 9 students in 2021-022, grade 9 & 10 the following year, and a grade a year until 2024-2025.

Current students at Chinook may remain at Chinook. Also over the transition period if a student has a sibling already at Chinook that student may attend Chinook.

West Lethbridge Middle Schools

In 2018 Senator Joyce Fairbairn opened on the south end of West Lethbridge creating an additional middle school in west Lethbridge with G.S. Lakie in the north end. This alleviated the growth and capacity concerns that were faced at the middle school level. A boundary change has been made to allocate additional students to G.S. Lakie to create more balance enrolment between the two schools and ensure that there is programming opportunities at both middle schools.



Chinook High School option collaboration Computers and Rock Pop

SIGNIFICANT BOUNDARY CHANGES

SOUTH LETHBRIDGE

South Lethbridge Elementary

With the opening of Dr. Robert Plaxton in September 2021, new boundaries for elementary school were needed to designate students to the new school.

With the need to move students in elementary in west Lethbridge, Ecole Nicholas Sheran French immersion students will now attend Ecole Agnes Davidson in the south. The decision was made to make Ecole Agnes Davidson a single track French immersion school. English students in the Ecole Agnes Davidson area will be attending either Lakeview Elementary or Dr. Plaxton Elementary.

Students will be drawn from existing Lakeview and Ecole Agnes Davidson schools to attend Dr. Plaxton. Students south of 24th Ave or South Parkside Dr will attend Dr. Plaxton Elementary School.

A small change was made to make the share boundary between Lakeview School and Fleetwood Bawden to only be designated to Fleetwood Bawden. General Stewart Elementary boundaries remained unchanged.



Dr. Robert Plaxton Elementary School opening September 2021



LCI Student Art Showcase

South Lethbridge High School

Lethbridge Collegiate Institute (LCI) has a capacity of 42%. When reviewing capacity and growth concerns at Chinook High School in west Lethbridge, it was determined that there was an opportunity to move students from west Lethbridge to LCI. Starting in 2021-2022 students in part of the south end of west Lethbridge will begin transitioning to LCI over a 4 year period starting with grade nine students. This transition allows students to remain at Chinook that started at Chinook and allow for time to prepare and upgrade learning spaces in LCI.

No boundary changes made at South Lethbridge Middle School

SIGNIFICANT BOUNDARY CHANGES

NORTH LETHBRIDGE

North Lethbridge Elementary Schools

Since the school division was reviewing west and south boundaries, it was determined that the boundaries should be reviewed for north Lethbridge elementary schools. These boundaries had not been reviewed for many years and growth has occurred in the north end of the sector. Boundaries are also not contiguous between schools which resulted in confusion and walk limit concerns. The opportunity to review boundaries provided the opportunity to make the boundaries contiguous and better balance enrolment amongst the elementary schools to meet programming needs.



Galbraith Elementary School Fundraiser Teacher Torture event

No boundary changes made at North Lethbridge Middle or High Schools

FRENCH IMMERSION



French Immersion at Ecole Agnes Davidson School



In 2016 when Coalbanks Elementary School was opening for the fall of 2017, south Lethbridge Elementary schools, in particular Ecole Agnes Davidson, were experiencing capacity pressures. With new spaces opening up in west Lethbridge, at that time it was decided to open up a second elementary French Immersion program at Nicholas Sheran Elementary in west Lethbridge. This new program alleviated pressure in south Lethbridge.

In 2018, a new south Lethbridge Elementary School was announced and construction began in 2019. In 2017 Coalbanks elementary school in West Lethbridge opened at **98%** which was unexpected and west Lethbridge continued to grow faster than other sectors of the city of the last five years creating facility utilization concerns at all schools in west Lethbridge.

Now here we are in 2020-2021 and have additional space opening in south Lethbridge and an opportunity to assist the growth pressures in west Lethbridge by moving French Immersion back to south Lethbridge at Ecole Agnes Davidson. To ensure that Ecole Agnes Davidson is not over crowded as in the past, it was decided to make the school a single track French Immersion School. By doing so, elementary students will have a more rich and immersive experience in French language instruction and culture.

BOUNDARY REVIEW COMMUNITY ENGAGEMENT

The public was offered the opportunity to learn about the proposed boundary changes in a virtual manner due to COVID-19. Below outlines the Feedback opportunity provided to the community. Also, Trustees and members of senior leadership attended school council meetings in January at impacted schools to address questions related to the boundaries. Below outlines the presentation and feedback opportunity.

A pre-recorded presentation that outlines the proposed boundary review changes for West Lethbridge will be posted on the website for both staff and the public on **January 12th**. Staff will view the presentation starting at 3 p.m. and the public at 6:30 p.m.



Feedback Opportunity/Questions and Answers

Following the presentation of the video, both staff and parents will have the opportunity to provide feedback on the proposed boundary review changes. The website will ask for specific input on the following questions:

1. What do you see as a significant challenge with the boundaries as presented?
2. Do you have a solution for consideration that may address this challenge?
3. Please share any ideas you believe should be given consideration related to the proposed boundaries.
4. Additional Comments on the boundaries as proposed

Feedback will be accepted until January 28th, 2021. The feedback will be provided to the Board of Trustees in early February. The Board will review the feedback and the proposed boundaries will be provided for consideration and approval at the February 23rd meeting of the Board of Trustees.

The School Division understands that staff and students may have many questions related to the proposed boundaries that were presented. The Division, in anticipation of these questions, has posted a Frequently Asked Questions area on the Boundary Review website. There will also be the opportunity to post additional questions.

JANUARY 2021

+2,000
VIEWS OF THE BOUNDARY
PRESENTATION

COMMENTS

+600

Feedback forms completed
by the community

Approved New Boundaries 2021-2022

After reviewing the feedback received by the community and considering possible changes, new boundaries were approved impacting 65% of the Division's schools on February 23rd, 2021. Draft boundary maps illustrating the new boundaries are included in the appendices section.

CAPITAL APPROVAL PROCESS

Lethbridge School Division, department of Business Affairs, Facilities Department carefully reviews facility conditions, City of Lethbridge subdivision plans, city future economic development, student enrolment projection and facility utilization information. This data is prepared and analyzed to develop new construction and modernization requests in the capital plan. This draft plan is then provided to the facilities committee for consideration. Once finalized the facilities committee submits the Three-Year Capital Plan to the Board of Trustees for approval and then submits to Alberta Education.

As required by the Education Act ministerial approval must be obtained before a school jurisdiction can begin work on any capital project. Funding will not be provided to a jurisdiction for a project that has been started without prior written ministerial approval.



MODERNIZING LEARNING ENVIRONMENTS

Alberta Education provides modernization funding to support the renovation of a school building or portion of a school building to address aging of the physical structure and/or improve the functionality and suitability for present and future educational programs. Alberta Education assesses modernization projects based on the following criteria [School Capital Manual, 2015]:

- health and safety
- current and projected enrolments
- utilization rate
- strategic location
- cost savings by right sizing functionality
- condition as determined by a facility audit



A modernization project involves renovations to all or part of an existing school in order to:

- overcome major deficiencies throughout a building or a section of a building that threaten the health and safety of students and staff;
- accommodate educational programs and integrate delivery of technology, including Career and Technology Studies (CTS) equipment, associated with the modernization project;
- provide access and facilities for persons with disabilities;
- replace or upgrade building structural components, mechanical and electrical services, and architectural finishes. [School Capital Manual, 2015]



Modernization funding is provided for projects where the total construction cost for non-program specific renovations exceeds \$1 million. The school Division will use Infrastructure Maintenance and Renewal (IMR) funding for major maintenance upgrades under this threshold unless specifically approved by Alberta Education.

If it is deemed that a modernization project is estimated to cost more than **75 percent** of a replacement facility, then a replacement facility may be requested as a priority in the Three-Year Capital Plan. The current Three-Year Capital plan does not request any replacement facilities.

Lethbridge School Division carefully considers the age, facility conditions, health and safety consideration and enrolment when determining whether a facility is in need of a modernization.

COLLABORATION WITH COMMUNITY

Lethbridge School Division is fortunate to have community support for new facilities and for programming in our schools.

CITY OF LETHBRIDGE

Net capacity of a school is determined by dividing the instructional area of the school by an instructional area per student, and then adding the rated capacity for CTS labs, gymnasiums, physical activity rooms and libraries.



Lethbridge is very fortunate that it has a City that provides many parks, playgrounds, and sports fields for community use. Lethbridge School Division has benefited from this partnership. The City of Lethbridge also has supported the construction of new school facilities through providing funding support for expanded gym space in elementary schools to facilitate community use. For example the City of Lethbridge contributed **\$750,000** to the gym expansion at Coalbanks Elementary School and has committed **\$850,000** to the gym expansion at Dr. Robert Plaxton Elementary School opening September 2021 in south Lethbridge.



The City of Lethbridge invested \$4 million for sports fields and the Watermark All Wheel Park at Senator Joyce Fairbairn Middle School



OTHER PARTNERS

The school division has many partners that support our schools. These partners include Parents as Teachers, It's a Blast (before and after school care), The Boys and Girls Club of Lethbridge and The Family Centre just to name a few. These partners are provided space within our division schools to provide support to the community. The Family Centre has recently partnered with the school division to open a west Lethbridge branch of the Parent Link Centre at Coalbanks elementary school.

It is through collaboration and support that the school division, along with our partners, provide more than just learning opportunities to the school community



Galbraith Elementary School

At 108 years old Galbraith is the oldest school in the Division and the #1 priority for modernization

SECTION THREE

NEW CONSTRUCTION AND MODERNIZATION



Lethbridge
SCHOOL DIVISION

CRITERIA FOR NEW CONSTRUCTION AND MODERNIZATION

Alberta Education prioritizes project requests by first considering school jurisdiction priorities and then the following criteria [School Capital Manual, 2015]:

1. Health and Safety – Impact on health and safety of occupants of not proceeding with the project.

2. Building Condition – Facility condition evaluation is a key tool in the school division's long-term capital planning process. It assists with determining priorities for investing in maintenance, upgrades and new infrastructure.

3. Utilization Rates – The utilization formula is used as a measure of the relative occupancy levels of a school. When a facility reaches or exceeds a utilization of **85** per cent this indicates that a capital expansion may be considered. A high utilization rate at a school will not automatically result in the approval of additional infrastructure by Alberta Education. Demographic trends, total utilization of the area, funding considerations and overall provincial priorities also need to be taken into consideration, along with the relative priorities for school capital projects identified by the school division in the Three-Year Capital Plan. The school division has **3 out of 23** schools with utilization over **85%** and **9 out of 23** where core utilization exceeds **100%**. Utilization decreased in 2020 due to a reduction in enrolment due to COVID -19



West Lethbridge Middle School fields and basketball courts

4. Enrolment Projections – Trends and subsequent school board plans for the accommodation of students. Enrolment is expected to increase by **7.33%** over the three-year period 2021-2022 to 2023-2024.

5. Education Program Delivery and Impact – Alignment with the direction the board has described in the Three-Year Education Plan and the importance of the project to achieving ministry program delivery requirements.

6. Site Readiness – An appropriately sized site that is serviced and has appropriate access should be available. {This has proven to be a difficult criteria as investment in site development by a developer or municipality is motivated by approved school construction not the potential possibility of the school project approval}

7. Infrastructure Performance – Recognition of infrastructure that is generally in greater need of attention due to poor functionality or poor physical condition; or that high utilization results in the need to adjust program delivery capacity.

8. Additional Information, including opportunities for partnership/collaborations between one or more school jurisdictions and/or other partners and other supplementary information such as studies, regional plans.

CURRENT CAPITAL PROJECTS

The chart below shows the school division's current capital projects that are just wrapping up or will be completed within the next few years.

Current Capital Projects								
Projected Opening/Completion	School/Community	City Sector	Project Type	Grade	Approved Capacity	Approval Date	% Complete as of March 2021	Estimated Cost
2021-2022	Dr. Robert Plaxton Elementary/ Community of Southbrook	South	New Construction	Kindergarten to Grade 5	600	Jun-18	Substantial Completion	\$20.4 million

SOUTH LETHBRIDGE ELEMENTARY SCHOOL

The South Lethbridge Elementary School, named Dr. Robert Plaxton Elementary, was the #1 priority on the school division's 2018 Three-Year Capital Plan. Approval for this school to proceed to the construction phase of this 600 student, K-5 school was granted in June 2018. This will be the first new school in south Lethbridge in over 60 years. Construction began late spring of 2019 with completion scheduled for 2021. As of February 2021 the school is substantially complete. Dr. Robert Plaxton Elementary School is in the Southbrook subdivision and is identical to Coalbanks Elementary School that was opened in 2017. The difference with the south school will be the addition of photovoltaic solar panel for energy efficiency and to engage students in educational opportunities around environmental stewardship and sustainability.




Dr. Robert Plaxton Elementary School in final stages of completion, January 2021



CONSTRUCTION AND MODERNIZATION SUMMARY

Below is a table of all new construction and modernization requests for the 2021-2022 to 2023-2024 Three-Year Capital Plan ranked by priority.

New Construction & Modernization Project Requests						
Year	Priority	Community/School	City Sector	Type	Grade	2020 Cost (\$)
 2021-2022	1	Garry Station Elementary School (West Lethbridge - North)	West	New Construction (900 student spaces)	K-5	\$31.1 million
	2	Galbraith Elementary School	North	Modernization-Preservation	K-5	\$15 million
	3	Park Meadows Elementary School	North	Modernization-Preservation	K-5	\$11.5 million
	4	Nicolas Sheran Community School	West	Modernization-Preservation	K-5	\$13.4 million
2022-2023	5	West Lethbridge Elementary School (West Lethbridge - South)	West	New Construction (900 student spaces)	K-5	\$31.1 million
	6	Mike Mountain Horse Elementary School	West	Modernization-Preservation	K-5	\$15 million
	7	Dr. Gerald B. Probe Elementary School	West	Modernization-Preservation	K-5	\$15 million
	8	Victoria Park High School	South	Modernization-Preservation	9-12	\$12 million
2023-2024	9	Senator Buchanan Elementary School	North	Partial Modernization-Preservation	K-5	\$10 million
	10	Westminster Elementary School	North	Partial Modernization-Preservation	K-5	\$10 million

The #1 new school project was approved by Alberta Education on March 10th, 2021 for initial opening of 610 spaces with a full build out to 900 student capacity.

NEW CONSTRUCTION

Lethbridge School Division is requesting a number of new construction projects to alleviate current enrolment pressures and for anticipated growth in the City of Lethbridge due to economic growth, and future development plans to address an anticipated growth in population of over **11%** in the next **10** years.

The chart below provides information on the two new school construction projects requested in the Three-Year Capital Plan.

New School Construction								
Year	Priority	Community/School	City Sector	Site Readiness	Type	Grade	Capacity	2020 Cost (\$)
2021-2022	1	Garry Station Elementary School (West Lethbridge- North)	West	Site Available	New Construction	K-5	900	\$31.1 million
2022-2023	2	West Lethbridge Elementary School (West Lethbridge - South)	West	Site Not Yet Determined	New Construction	K-5	900	\$31.1 million

The #1 new school project was approved by Alberta Education on March 10th, 2021 for initial opening of 610 spaces with a full build out to 900 student capacity.

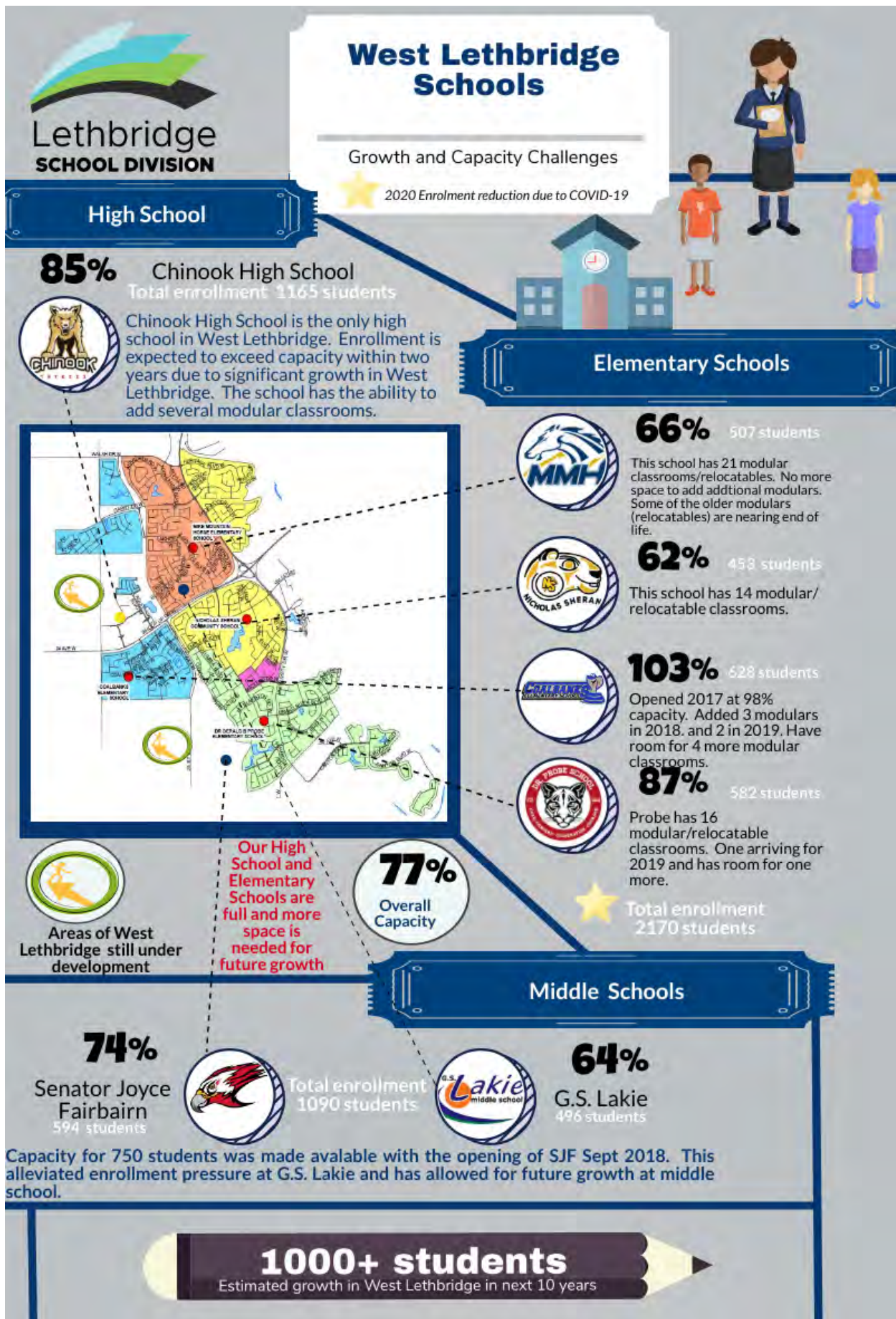
TOP PRIORITIES

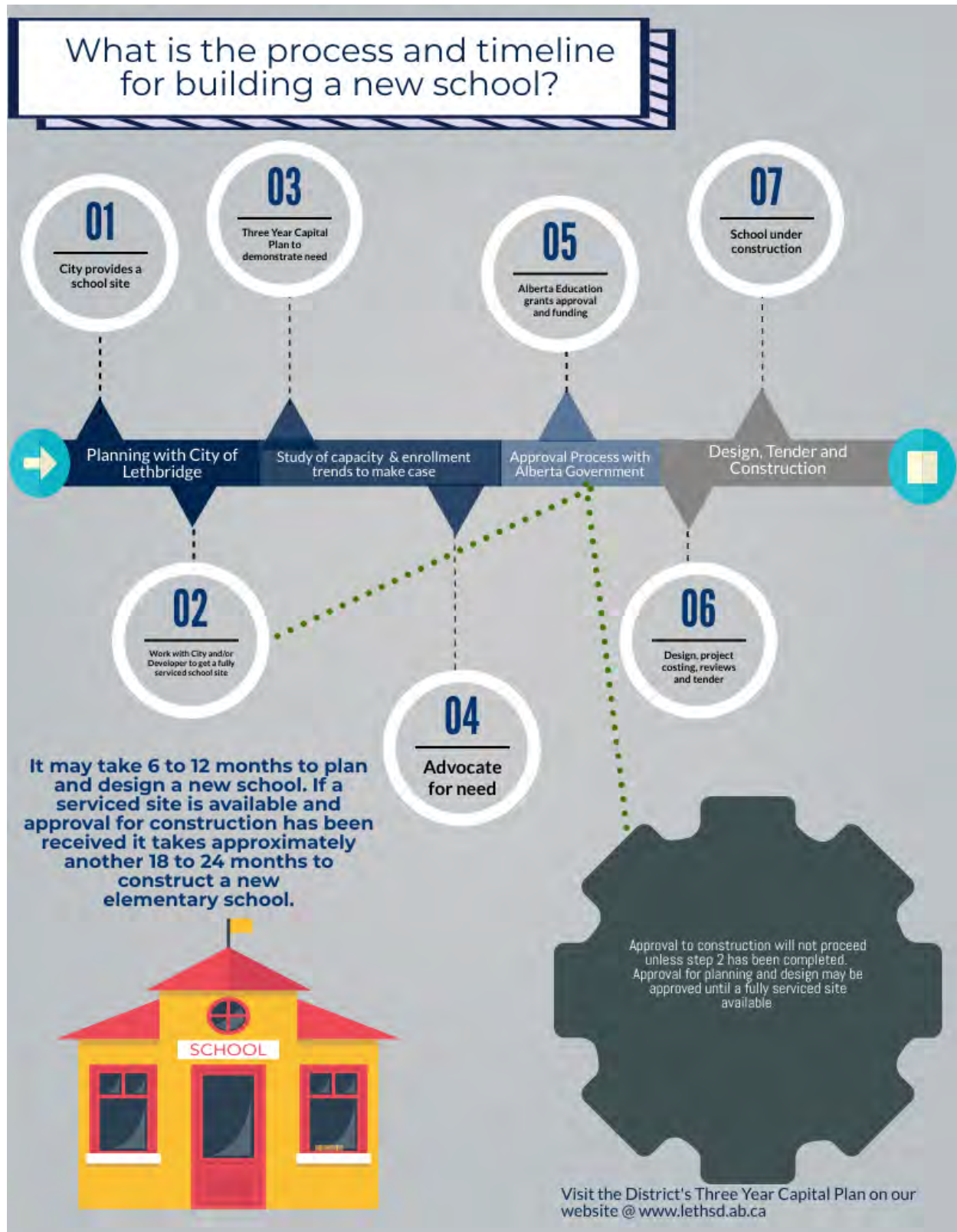
The number one and two new construction priorities are the Gary Station (West Lethbridge—North) and West Lethbridge Elementary (West Lethbridge-South) Schools. West Lethbridge is the fastest growing community in the city of Lethbridge. Currently there are six communities in development or proposed development that include Country Meadows, Gary Station, Riverstone, Copperwood, Watermark, and The Piers. Two new elementary schools are required in west Lethbridge as all four elementary school have core utilization that are very high ranging from **175% to 202%**. Over the years many Modular Classrooms have been added to address immediate enrolment growth resulting in the high core utilization. This impacts instructional programming and puts a strain on core school areas such as gymnasiums and library commons.

The City of Lethbridge projects that in the areas of growth in West Lethbridge that there will be an additional **225** students aged 5 to 19 by 2022, **354** by 2024 and **1,758** by 2034 putting further significant strain on West Lethbridge elementary schools exceeding core utilization and the only High School that is at capacity in West Lethbridge.

The graphic on the next page illustrates the growth and capacity challenges in West Lethbridge Schools and the urgent need for additional schools and classroom spaces.







NEW CONSTRUCTION

NEW CONSTRUCTION PRIORITY: 1




Garry Station elementary school

PROJECT DRIVERS: Enrolment pressure

LEVEL OF NEED: High Need

COMMUNITY PROFILE



Garry Station is located in the northwestern portion of west Lethbridge.

This new subdivision which has already established residential housing is part of the City's West Lethbridge Phase 2 Area Structure plan. This area structure plan includes Gary Station, Piers, Copperwood, the Crossings, and Watermark subdivision development. Gary Station, Copperwood and the Crossings, are currently in residential development.



ENROLMENT PROFILE

The only elementary school that is in west Lethbridge that is north of Whoop-up drive is Mike Mountain Horse school. This school is currently has a core capacity of **145%**. Mike Mountain Horse has 21 Relocates and Modular Classrooms. There are eight (8) of these modular classrooms that are nearing end of life. Mike Mountain Horse no longer has the land availability to add more modular classrooms. Communities under the West Lethbridge phase 2 that are being developed that will provide more student enrolment include Gary Station, Piers, and the Crossings. Coalbanks Elementary School that is in west Lethbridge—South of Whoop-up drive is already at capacity and expected to growth significantly. The two other elementary schools that are south of Whoop-up drive, Ecole Nicolas Sheran and Dr. Gerald Probe have core capacity of **151% and 179%** respectively. Both of these schools are limited in their ability to add more modular classrooms. As such a new school is required to relieve enrolment pressures in the North sector of West Lethbridge that only has one elementary school.

SITE PLANNING

The City of Lethbridge has currently designated an elementary school site in the Gary Station subdivision. The site sits on land that is currently owned by more than one developer. Once approval has been received to begin design, the demonstrated commitment to approve a school will assist in getting partners together to fund the infrastructure required for the development of this schools site. As this is a subdivision that has already begun housing development this should not be an onerous ask of the City and land developers. The City of Lethbridge has stated in a letter to the Ministers of Education and Infrastructure that they are supportive of a new school and will assist in getting a site ready.

RECOMMENDATION

It is recommended that the school Division request a new 900 student capacity, K-5 elementary school in northwest Lethbridge to address enrolment pressures. **The #1 new school project was approved by Alberta Education on March 10th, 2021**

NEW CONSTRUCTION

NEW CONSTRUCTION PRIORITY: 2

Southwest Lethbridge elementary

PROJECT DRIVERS: Enrolment pressure

LEVEL OF NEED: Medium/high

COMMUNITY PROFILE

The school site is yet to be determined. This will be done in coordination with the City of Lethbridge land development department in 2019.



ENROLMENT PROFILE

Due to Coalbanks Elementary being at **98%** capacity upon opening in September 2017, there is a need for another elementary school in south west Lethbridge. For the short term three modular classrooms have been requested for 2021-2022. Three modular classrooms were received in 2018-2019 and two for 2019-2020. In 2020-2021 Coalbanks Core Capacity is at **209%** and Dr. Gerald Probe is at **179%**. Enrolment growth will necessitate another **900** student school.

SITE PLANNING

As site has not yet been determined, planning will commence upon determination of site location.

RECOMMENDATION

It is recommended that the school Division request a new 900 student capacity, K-5 elementary school in southwest Lethbridge to address enrolment pressures.

MAJOR MODERNIZATION

Modernization Projects							
Year	Priority	Community/School	Facility Age	City Sector	Type	Grade	2020 Cost (\$)
2021-2022	1	Galbraith Elementary School	107 years	North	Modernization-Preservation	K-5	\$15 million
	2	Park Meadows Elementary School	39 years	North	Modernization-Preservation	K-5	\$11.5 million
	3	Ecole Nicolas Sheran Elementary School	39 years	West	Modernization-Preservation	K-5	\$13.4 million
2022-2023	4	Mike Mountain Horse Elementary School	33 years	West	Modernization-Preservation	K-5	\$15 million
	5	Dr. Gerald B. Probe Elementary School	28 years	West	Modernization-Preservation	K-5	\$15 million
	6	Victoria Park High School	63 Years	South	Modernization-Preservation	9-12	\$12 million
2023-2024	7	Senator Buchanan Elementary School	65 years	North	Partial Modernization-Preservation	K-5	\$10 million
	8	Westminster Elementary School	66 years	North	Partial Modernization-Preservation	K-5	\$10 million

Some of the oldest school facilities in Lethbridge are elementary schools. These schools require significant dollars of investment to upgrade for health and safety, environmental sustainability, and to provide learning spaces to meet today's learner.

There are four elementary schools in north Lethbridge that require modernization and have core utilization between **49% to 108%**. Student enrolment growth in the north sector of Lethbridge will be **8.16%** over the three-year capital planning period.

In west Lethbridge there are three elementary schools that require modernization. These three elementary schools have core utilization ranging from **145% to 179%**, with anticipated enrolment growth in west Lethbridge of **8.27%** over the three-year capital planning period. As these schools are necessary for sustained enrolment in west Lethbridge they require modernization to ensure facility standards for optimal educational opportunities of our students.



Wilson Middle School modernization.

MAJOR MODERNIZATION

MODERNIZATION PRIORITY: 1

Galbraith Elementary School

PROJECT DRIVERS:

Health & Safety, Building Condition, Enrolment Pressure, Functionality and Programming

LEVEL OF NEED:

High need

FACILITY DESCRIPTION

The main wing of Galbraith Elementary School was constructed in 1912 and is a three-story load bearing brick building with wood floor and roof structure on a concrete foundation. The 1962 classroom and gymnasium addition of approximately 2420sq. m. was constructed as a load bearing masonry building with concrete slab on grade with wood roof structure. An entrance was constructed in 1968 and a library was added in 1993. The former third floor physical education space of the 1912 portion of the building was renovated for open classroom use in 2015. Core facility utilization is **73%**. (note utilization % decrease in 2020 due to COVID-19)



PROJECT DESCRIPTION

The planned modernization at Galbraith Elementary is planned as a refresh of our oldest building to serve the North Lethbridge community for another 100 years. The original 1912 building charter is a defining element in this part of the city and the 1962 section can, with some much needed attention, go forward in that same 100 years. The building will not be increased in size but stay within the existing walls; however further concept development might show need for additional areas and therefore an addition might be warranted. All major systems such as heating including boilers and electrical such as LED light fixtures and modern computer wiring and communication systems will be upgraded. New ventilation system will be threaded through the existing building to meet modern-day fresh air requirements. Extra efforts will be taken in maintain the existing historical character of the 1912 buildings with proposed new flooring, wall and ceiling finishes as well as carrying that flavour into the 1962 wing. Special attention to the school administration suite as it is under sized and lacking in meeting and office spaces as well as wrap around services. The existing built up roofing on the vast majority of the school building has reached it limit and will be replaced in the modernization project.



MAJOR MODERNIZATION

MODERNIZATION PRIORITY: 2**Park Meadows Elementary School****PROJECT DRIVERS:****Building Condition, Functionality
and Programming****LEVEL OF NEED:****Medium need (3-5 years)**

FACILITY DESCRIPTION

The school building was built in 1980 before Nicholas Sheran which are the sister schools. There are eight relocatable classrooms that were part of the original construction in 1980 and 2 more relocatable classrooms were added in 1985 to complete the main building. The school is a one story elementary school building with a mezzanine that contains the main mechanical room and a series of observation areas. The area of the school is approximately 4178 sq. m. No significant modernizations have been conducted with the exception of localized refurbishment of various building components.



PROJECT DESCRIPTION

Park Meadows is the smaller sister school to Ecole Nicholas Sheran and was the first school building on Lethbridge's northern expansion of the early 80's. That being said this school population has not expanded as fast the west side has expanded. This school now has a population of what it was built for due to the inclusion of relocatable classrooms at or near the original construction of the base building school. With age the building finishes and systems have been stressed to their services limits. New flooring and paint on wall surfaces are a need so is new energy efficient lighting and acoustic ceiling systems. The existing plan layout is unique as all student required spaces are on one floor and the gymnasium was constructed sized for use as a school gymnasium and is still right size gym for the school population that it carries today. The building could use some renovations to incorporate new teaching philosophies and standards with more coloration and small group learning areas within the existing footprint. Modern retrofit of equipment replacement of major mechanical heating, ventilation and power and communication systems are due as the building reaches 40 plus years of continued and expanding use. All existing standing seam roofs have been replaced under maintenance programs and are in excellent shape as well as the existing windows and doors.



MAJOR MODERNIZATION

MODERNIZATION PRIORITY: 3

Ecole Nicholas Sheran

PROJECT DRIVERS:

**Building Condition, Enrolment Pressure,
Functionality and Programming**

LEVEL OF NEED:

Medium need (3-5 years)

FACILITY DESCRIPTION

Ecole Nicholas Sheran was completed in 1980. Eight relocatable classrooms were added to the southwest corner of the building in 1980. Another two relocatable classrooms were added to the cluster in 1985. The school has a main building total floor area of 4840 sq. m. Two pairs of Modular Classrooms have been added in 2015 and 2017 due to enrolment increases. The entire building, including the portables has a common roof. The school is a one story elementary school building with a mezzanine that contains the main mechanical room and a series of observation areas. No significant modernizations have been conducted with the exception of localized refurbishment of various building components. Core facility utilization is **151%**. **Note utilization decrease in 2020 due to COVID-19.**



PROJECT DESCRIPTION

Ecole Nicholas Sheran was the first school building on Lethbridge's westerly expansion of the late 1970s. That being said this school has expanded as the west side has expanded. This school now has a population twice what it was built for through the addition of relocatable and modular classrooms. With increased use pressures that building finishes and systems too have been stressed beyond limits. New flooring and paint on wall surfaces are a need so is new energy efficient lighting and acoustic ceiling systems. The existing plan layout is unique as all student required spaces are on one floor and the gymnasium was constructed over sized as a community resource but is now fully unutilized as the right size gym for a school population that it carries today. The building could use some renovations to incorporate new teaching philosophies and standards with more coloration and small group learning areas within the existing foot print. Modern retrofit of equipment replacement of major mechanical heating, ventilation and power and communication systems are due as the building reaches 40 plus years of continued and expanding use. As far as the exterior goes all of the existing standing seam roofs have been replaced under maintenance programs and are in excellent shape as too are the windows and doors.

MAJOR MODERNIZATION

MODERNIZATION PRIORITY: 4

Mike Mountain Horse Elementary School

PROJECT DRIVERS:

**Building Condition, Enrolment Pressure,
Functionality and Programming**

LEVEL OF NEED:

Medium need (3-5 years)

FACILITY DESCRIPTION

Mike Mountain Horse School is a one story brick clad structure. The school was originally constructed in 1986, with 10 relocatable classrooms as part of the main building construction along the east side in 1986 and 1990. The original school is approximately 3353 square meters in size. 11 Modular Classrooms have been added over the years since the original construction was completed due to enrolment increases. Eight modular classrooms are nearing end of life and may require replacement. The school contains a partial basement level utilized for mechanical equipment and storage. Core facility utilization is **145%**. **Note utilization decrease in 2020 due to COVID-19**



PROJECT DESCRIPTION

Mike Mountain Horse School was the second public school building of 1986 in Lethbridge's westerly expansion of the late 1970s. That being said this school has expanded as the west side has expanded. This school now has a population more than twice what it was built for through the addition of relocatable and numerous modular classrooms. These outnumber the main building classroom counts.



The relocatable classrooms built in place with wood frame construction at the time of the base building are now reaching their service life. Further these relocatables are sandwiched between the masonry base building and newer modular classrooms. We envision demolishing them where they stand and would rebuild in place to suit the unique circumstances that would not only increase the size of the base building but would allow for right sized classrooms and these are under what is considered as standard classroom size. With increased use pressures that building finishes and systems too have been stressed beyond limits. New flooring and paint on wall surfaces are a need so is new energy efficient lighting and acoustic ceiling systems. The existing plan layout is unique as all student required spaces are on one floor and the gymnasium was constructed slightly over sized but is now fully unutilized for a school population that it carries today. The building could use some renovations to incorporate new teaching philosophies and standards with more coloration and small group learning areas within the existing foot print. Modern retrofit of equipment replacement of major mechanical heating, ventilation and power and communication systems are due as the building reaches 30 plus years of continued and expanding use. As far as the exterior goes all of the existing roofs have been replaced with new SBS roofing in the last few under maintenance programs and are in excellent shape as too are the windows and doors.

MAJOR MODERNIZATION

MODERNIZATION PRIORITY: 5

Dr. Gerald B. Probe Elementary School

PROJECT DRIVERS:

**Building Condition, Enrolment Pressure,
Functionality and Programming**

LEVEL OF NEED:

Medium need (3-5 years)

FACILITY DESCRIPTION

Dr. Gerald B. Probe School is a one story brick clad structure. The school services students from grades K-8. The school was originally constructed in 1991, with four relocatable classrooms as part of the main building along the south side in 1991. Since the completion of the school there has been 12 Modular Classrooms due to enrolment increases. The school contains a partial basement level utilized for mechanical equipment and storage. Core facility utilization is **179%**. **Note utilization decrease in 2020 due to COVID-19.**



PROJECT DESCRIPTION

Dr. Gerald B. Probe School is the sister school to Mike Mountain Horse and was the third public school building of 1991 on Lethbridge's west side but to the south end of that community. That being said this school has expanded as well as the west side and the other schools in our system has expanded.



This school now has a population more than twice what it was built for through the addition of relocatable and numerous modular classrooms. These out number the main building classroom counts. The relocatable classrooms built in place with wood frame construction at the time of the base building are now reaching their service life. Further these relocatables are sandwiched between the masonry base building and newer modular classrooms. We envision demolishing them where they stand and would rebuild in place to suit the unique circumstances that would not only increase the size of the baser building but would allow for right sized classrooms and these are under what is considered as standard classroom size. With increased use pressures that building finishes and systems too have been stressed beyond limits. New flooring and paint on wall surfaces are a need so is new energy efficient lighting and acoustic ceiling systems. The existing plan layout is unique as all student required spaces are on one floor and the gymnasium was constructed slightly over sized but is now fully utilized for a school population that it carries today. The building could use some renovations to incorporate new teaching philosophies and standards with more coloration and small group learning areas within the existing foot print. Modern retrofit of equipment replacement of major mechanical heating, ventilation and power and communication systems are due as the building reaches 30 plus years of continued and expanding use. As far as the exterior goes all of the existing roofs have been replaced with new SBS roofing in the last few under maintenance programs and are in excellent shape as too are the windows and doors.

MAJOR MODERNIZATION

MODERNIZATION PRIORITY: 6

Victoria Park High School

PROJECT DRIVERS:

**Health and Safety, Building Condition,
Functionality and Programming**

LEVEL OF NEED:

Medium need (3-5 years)

FACILITY DESCRIPTION

The Victoria Park High School is housed in the easterly portion of a Lethbridge historic school building. The other portion of the building functions as the Divisions Administrative Office known as the Education Centre. This part was built as the public-school systems only high school in 1928. The building was converted into a junior high school when the new high school was opened nearby in 1945. In 1953 a major addition was added to provide junior high school space to the expanding population of Lethbridge. With construction of a new junior high school 20 years ago the building was converted to the present-day Education Centre and outreach high school. Victoria Park high School occupies of 3745m² of spaces for classrooms, gymnasium, CTF, science, art and other school related teaching functions. The building is constructed of concrete foundations, load bearing masonry with steel and wood super structure. The building is clad in face brick with aluminum framed in-fill windows and spandrel panels. The building is a 3 ½ storey building that interconnected to the Education building by main floor corridors and stairs along with a third-floor enclosed pedestrian bridge.



PROJECT DESCRIPTION

Victoria Park High School is aging due to minimal upgrade and Maintenance programs in the past. There needs to be a major a staged Mechanical and Electrical upgrade completed in stages to keep the building functioning. The steam boilers must be replaced with hot water with radiant panel distribution system, installation of a ventilation equipment and ducting systems as well as modern power, data and LED lighting. These upgrades when completed add significant life to the building however along with those these systems upgrades floor plan modifications are planned to provide more effective present day teaching in all academic areas along with the provision of small group or individual sized learning spaces. Interiors of the building are to have new flooring, walls painted, and new ceiling installed.

The installation of an elevator to the second floor is of paramount importance to provide code required barrier free access to all the floors. The design and installation of this access will prove to be challenging as the 3 ½ floors have staggered floor plate elevations. For a school built in the 50's and the student population the existing gymnasium is what is required, but the addition of a central gathering space would be an asset for this inner-city school to provide all weather student interaction and alternate learning potential. All washroom fixtures, fitments and finishes would be upgraded accounting for present day comfort and barrier free requirements during this project. New roofs and windows and doors are required on the exterior for a modernization. The grounds might also be reconfigured to alleviate parking, bus and drop off problems that are a safety concern.

MAJOR MODERNIZATION

MODERNIZATION PRIORITY: 7

Senator Buchanan Elementary School

PROJECT DRIVERS:

**Health & Safety, Building Condition,
Functionality and Programming**

LEVEL OF NEED:

Medium need (5-7 years)

FACILITY DESCRIPTION

Senator Buchanan Elementary School is a two-story, steel and masonry block structure which includes a basement mechanical room and a crawl space under the gymnasium. The building consists of two sections with original two-story building constructed in 1954 and the single-story addition constructed on the north end in 1973. The total floor area of the building is 3093m². There has been a staged Mechanical and Electrical upgrade completed over the past 5 years. The steam boilers have been replaced to hot water with radiant panel distribution, ventilation equipment and ducting as well as a refit of the lighting to LED. These upgrades added significant life to the building however these systems upgrades have left original finishes, fittings such as washrooms still in their original state with only cosmetic touches added.



PROJECT DESCRIPTION

The building is a classic example of Mid-Century Modern School design style and planning. Over the years the piece meal maintenance and systems replacement have taken place of all the infrastructure systems has been good but that is not the limit of what this building is need of. This well utilized building does require modernization to bring it into what is considered a 21st century teaching and learning environment standard. The most serious need is that of barrier free access with the installation of an elevator to the second floor to provide the mandated inclusive education requirements. All washroom fixtures, fitments and finishes are in desperate need of upgrade again accounting for barrier free requirements.

For a school population of its size the existing gymnasium is half the size it should be. A new full sized 430m² gymnasium as required by Alberta Education is required to meet the school population. The Division would also request a partnership with the City of Lethbridge to finance upsizing the gym to 630m² as a community use space. Further we envision that the existing gymnasium, stage, and the nearby administration area would all be converted into a modern central gathering space with a new main office directly attached and visually connected. The new elevator and wide access stair to the second floor would be immediately accessible from this communal circulation space.

To deliver the present-day curriculum, modifications would take place within the floor plan to provide more effective small group or individual sized learning spaces. New roofs, windows and doors would be required for the exterior modernization and the interior finishes are to be replaced such as new flooring, walls painted and new ceilings. The design and configuration of the school's grounds will also be reconfigured to alleviate parent parking, bus and student drop off problems that are serious a safety concern.

MAJOR MODERNIZATION

MODERNIZATION PRIORITY: 8

Westminster Elementary School

PROJECT DRIVERS:

Project Drivers: Health & Safety, Building Condition, Functionality and Programming

LEVEL OF NEED:

Medium need (5-7 years)

FACILITY DESCRIPTION

The Westminster Elementary School is two-story building containing classrooms, offices, a gymnasium, a library, and a partial basement level used for storage and mechanical purposes. The school is constructed of poured concrete foundations and slabs, steel, and wood framing, and was originally constructed in 1953 of Mid-century Modern styling. The school has a total floor area of 3,280 m².



PROJECT DESCRIPTION

This school was first built as a high school, then was converted to a junior high and in the last 50 years used as an elementary school. It is a classic example of typical 1950's high school architecture that of classrooms aligned on a central corridor. Being built as a high school, the building has much wider corridors, larger classrooms compared to an elementary school. As the building is aging it does require modernization to bring it into the 21st century. There has been a staged Mechanical and Electrical upgrade completed over the past 5 years. The steam boilers have been replaced to hot water with radiant panel distribution, ventilation equipment and ducting as well as a refit of the lighting to LED. These upgrades added significant life to the building however these systems upgrades have left original finishes, fittings such as washrooms still in their original state with only cosmetic touches added.



The installation of an elevator to the second floor is of paramount importance to provide barrier free access to the second floor which is nearly half of the total floor area of the school. For a school built in the 50's and with the elementary school student population the existing gymnasium is what is required of a K-5 school of today, but the addition of a central gathering space would be an asset in this busy inner-city school. In addition to this all washroom fixtures and finished would be upgraded accounting for present day comfort and barrier free requirements.

New roofs and windows and doors are required on the exterior in this modernization plan. The grounds might also be reconfigured to alleviate parking, bus and drop off problems that are a safety concern. Floor plan modifications are planned to provide more effective small group or individual sized learning spaces. Interiors of the building are to have new flooring, walls painted, and new ceiling installed.

GROWTH IN SCHOOLS



MODULAR CLASSROOMS

Alberta Education provides funding for modular classrooms to ease enrolment pressures in communities where school jurisdictions are experiencing high student enrolment growth. Modular classrooms are provided to address increases in enrolment and may be removed as enrolment declines. Funding may also be provided for new modular classrooms to replace older relocatable classrooms where there are demonstrated health and safety concerns. The school division currently has **75 modular classrooms** (modular classrooms built offsite and may be moved as required), and **36 relocatable classroom spaces** (older built in place classrooms that are moveable) on division schools.

Modular classroom units can be requested each year in early November through the Modular Submission Process. For the 2021-2022 school year, the school Division requested 6 new modular classrooms over three school faculties due to enrolment pressures. Due to significant and rapid growth in west Lethbridge, in particular at elementary and high school levels, all of the 6 modular classrooms requested are for west Lethbridge schools. One school, Coalbanks Elementary opened September 2017 at **98%** capacity and requires two more classroom spaces and one washroom units due to the prior modular classroom additions. Three moduls were received and were available for occupancy in December 2018, and another two in the fall of 2019. As the Copperwood community continues development, Coalbanks enrolment is increasing significantly. Projected growth in elementary on the west side necessitates immediate need for modular and a longer term solution of two new elementary schools.

Three Modular Classrooms arrive and are being stored on the parking lot at Chinook High School. These 10-year old moduls were acquired from a school that was being demolished in Medicine Hat. The moduls will be placed on one or more schools in West Lethbridge



GROWTH IN SCHOOLS

New Modular Classroom Request for 2021-2022

Facility	Sector	Grades	Number of Units	Reason for Request
Coalbanks Elementary School	West	K-5	3	Enrolment pressure. School opened in 2017-2018 and is at 103% capacity with significant growth projected in next 5 years.
Dr. Gerald B Probe Elementary School	West	K-5	1	Enrolment pressure. School is at 87% Capacity with growth anticipated in next 5 years.
Chinook High School	West	9-12	2	Enrolment pressure. Only High School in West Lethbridge. Current Capacity is 85% with significant growth projected in next 5 years.

Note: Division provided with opportunity to obtain three modular classrooms in January 2021 that are 10 years old from a school that was set to be demolished in another school jurisdiction. The Division has obtained them and is currently planning best location amongst one or more of the schools listed above.



MODULAR CLASSROOMS

Dr. Gerald B. Probe Elementary School modular move in September 2019.

Even a cold and snowy Saturday will not stop this crew from bringing in our new classroom spaces!



COALBANKS ELEMENTARY SCHOOL

Gymnasium, 2017

SECTION FOUR

APPENDICES

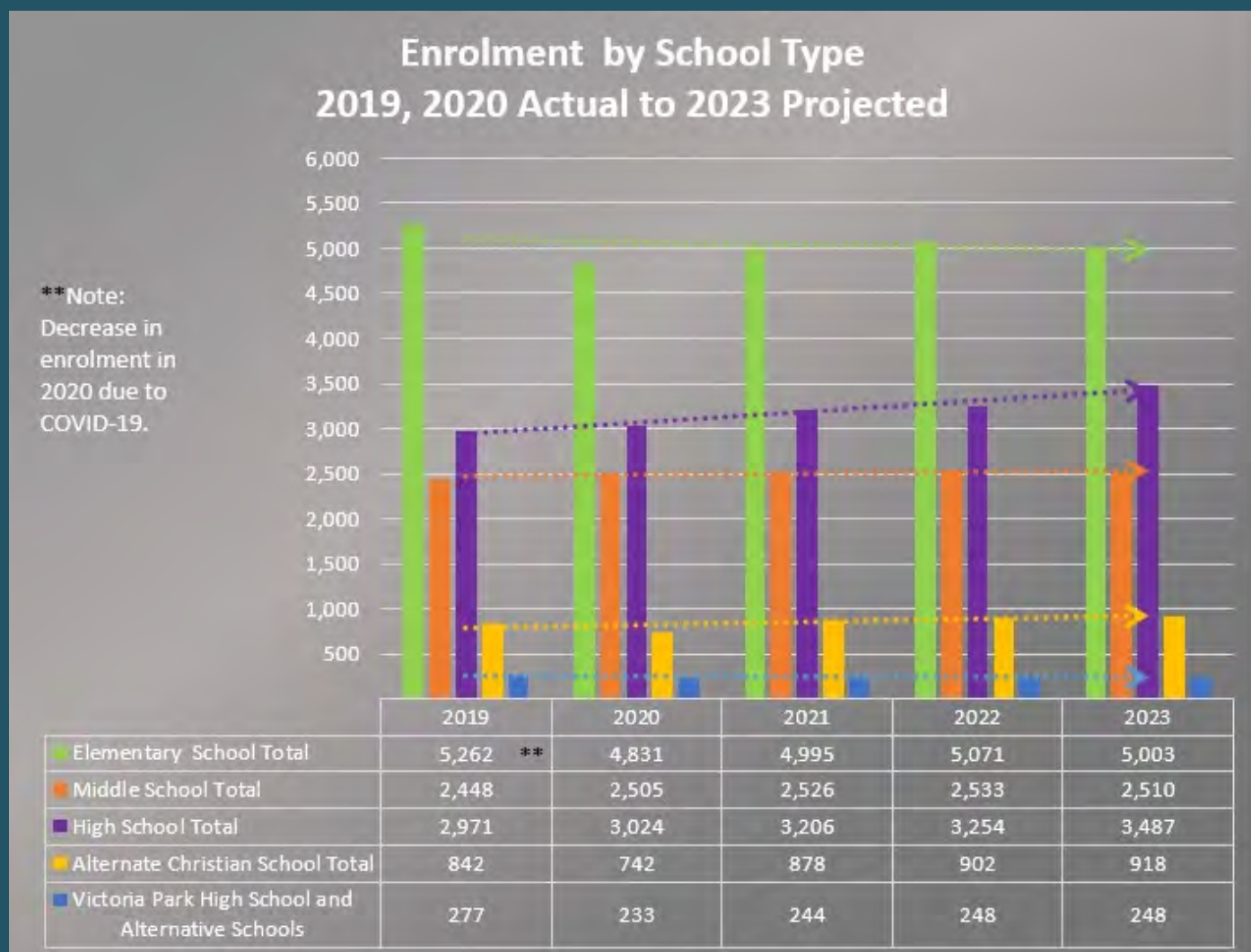


Lethbridge
SCHOOL DIVISION

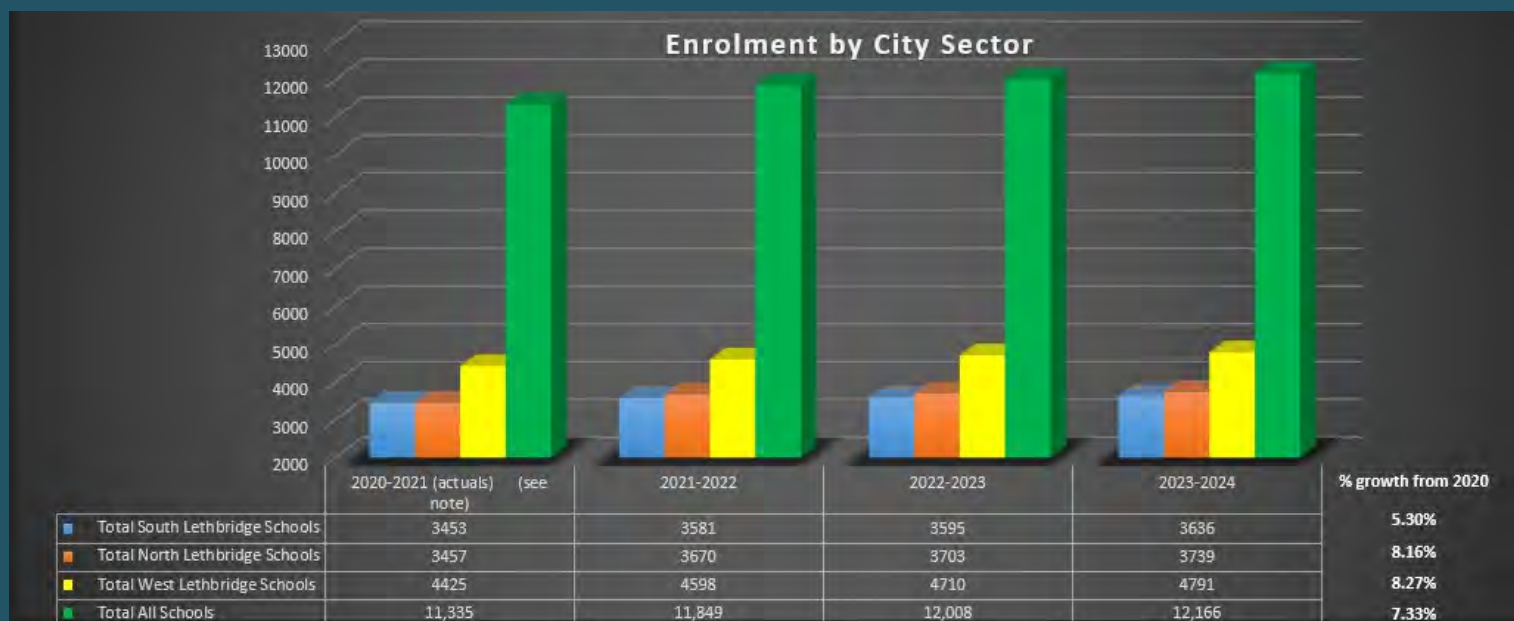
ENROLMENT, CAPACITY AND UTILIZATION

A GROWING DIVISION

Lethbridge School Division enrolment will grow by **7.33%** from September 2021 to 2023. The charts below illustrate the slight upward trend in growth from 2019-2020 through to the 2023-2024 school years. Note there was a significant decrease in enrolment in 2020 due to COVID-19 and this has impacted future growth projections. The biggest growth will be at the high school level over this time period with **516** students. What the data does not show is the impact of new communities that are being added that will impact, in particular, elementary school enrolment in west Lethbridge and south Lethbridge. The chart on the next page illustrates that when the projection data by sector of the city is reviewed, west Lethbridge is the fastest growing sector at **8.27%** over the three-year planning period. Both north and south sectors of Lethbridge will continue to see strong enrolment growth.



ENROLMENT, CAPACITY AND UTILIZATION




PROJECTIONS


When enrolment projections are reviewed the impact on current capacity of the schools are also examined for potential facility pressures related to enrolment growth. The chart on the next page looks at projected enrolment by school and sector of city along with capacity, utilization and core capacity utilization. When schools are constructed they are constructed to provide basic service capacities such as gym space, administration space, ancillary and washroom facilities. When modular classrooms are added there is additional instructional facility space, but not additional core spaces added. With a number of modular classrooms added to address immediate enrolment pressures over the last few years, it is important to look at utilization of school spaces with respect to the core capacity of the school.

On the next page the Division core capacity is currently **96%**. In west Lethbridge core utilization is **131%**. With growth expected to continue significantly in west Lethbridge, this is the biggest enrolment pressure area. Of importance to note is not only increased enrolment pressure in west Lethbridge Elementary Schools, but at the only west Lethbridge High School, Chinook High School, that is projected to see significant growth. As there is available space in the High School in south Lethbridge, enrolment boundaries have been reviewed (see Boundary Review Section). South Lethbridge schools are at **71%** core utilization, with enrolment pressure being greatest at elementary schools. In south Lethbridge, what is not factored into the enrolment estimates is the development of the Southbrook subdivision which will yield approximately **400** elementary aged students in the next 10 years. The new elementary school in south Lethbridge, Dr. Robert Plaxton Elementary, will open September 2021 to alleviate this pressure. **Note that in 2020, COVID-19 resulted in a significant decrease in enrolment and utilization which has had an adverse effect on enrolment projections.**

ENROLMENT AND CAPACITY BY SECTOR OF CITY

 Lethbridge School Division Enrolment and Capacity by Sector of City										
School	Type	Sector	Capacity (as of the 2020-2021 school year)				Enrolment (actual and projected)			
			*Core Area Only	Total Area	Utilization % Core Area Only	Utilization % Total Area (see note)	2020-2021 (actuals) (see note)	2021-2022	2022-2023	2023-2024
Ecole Agnes Davidson Elementary School	Elementary (PK to grade 5)/French Immersion	South Lethbridge	450	710	121%	77%	545	568	592	581
Fleetwood Bawden Elementary School	Elementary (PK to grade 5)/Montessori	South Lethbridge	275	503	113%	62%	310	356	342	345
Lakeview Elementary School	Elementary (PK to grade 5)	South Lethbridge	442	604	109%	79%	480	473	483	455
General Stewart Elementary School	Elementary (K to grade 5)	South Lethbridge	186	186	91%	91%	170	164	162	166
Gilbert Paterson Middle School	Middle (grades 6 to 8)/French Immersion	South Lethbridge	941	941	81%	81%	762	775	751	772
Lethbridge Collegiate Institute	High (grades 9 - 12)/French Immersion	South Lethbridge	2191	2191	43%	43%	953	1001	1017	1069
Victoria Park High School/ Outreach Programs	Alternative (grades 7 - 12)	South Lethbridge	359	359	65%	65%	233	244	248	248
Total South Lethbridge Schools			4844	5494	71%	63%	3453	3581	3595	3636
Sector growth %								3.71%	0.39%	1.14%
Galbraith Elementary School	Elementary (PK to grade 5)	North Lethbridge	515	515	73%	73%	377	364	359	345
Park Meadows Elementary School	Elementary (PK to grade 5)	North Lethbridge	300	509	108%	64%	325	329	330	328
Senator Buchanan Elementary School	Elementary (PK to grade 5)	North Lethbridge	369	369	75%	75%	275	293	297	285
Westminster Elementary School	Elementary (PK to grade 5)	North Lethbridge	367	367	49%	49%	179	190	196	185
Immanuel Christian Elementary School	Alternative Christian (PK to grade 5)	North Lethbridge	310	310	81%	81%	251	308	333	321
Lethbridge Christian School	Alternative Christian (K to grade 8)	North Lethbridge	346	346	58%	58%	201	241	244	242
Wilson Middle School	Middle (grades 6 to 8)	North Lethbridge	776	776	84%	84%	653	662	658	651
Winston Churchill High School	High (grades 9 - 12)	North Lethbridge	1094	1094	83%	83%	906	954	961	1027
Immanuel Christian Secondary School	Alternative Christian (grades 6-12)	North Lethbridge	657	657	44%	44%	290	329	325	355
Total North Lethbridge Schools			4734	4943	73%	68%	3457	3670	3703	3739
Sector growth %								6.16%	0.90%	0.97%

ENROLMENT AND CAPACITY BY SECTOR OF CITY



Lethbridge

SCHOOL DIVISION

Lethbridge School Division

Enrolment and Capacity by Sector of City

School	Type	Sector	Capacity (as of the 2020-2021 school year)				Enrolment (actual and projected)			
			*Core Area Only	Total Area	Utilization % Core Area Only	Utilization % Total Area (see note)	2020-2021 (actuals) (see note)	2021-2022	2022-2023	2023-2024
Coalbanks Elementary School	Elementary (PK to grade 5)/Spanish Bilingual	West Lethbridge	300	611	209%	103%	628	694	736	783
Dr. Gerald B. Probe Elementary School	Elementary (PK to grade 5)	West Lethbridge	325	668	179%	87%	582	589	583	571
Ecole Nicholas Sheran School	Elementary (PK to grade 5)/French Immersion	West Lethbridge	300	727	151%	62%	453	456	454	447
Mike Mountain Horse Elementary School	Elementary (PK to grade 5)	West Lethbridge	350	771	145%	66%	507	519	537	512
G.S. Lakie Middle School	Middle (grades 6 to 8)	West Lethbridge	674	770	74%	64%	496	494	503	479
Senator Joyce Fairbairn Middle School	Middle (grades 6 to 8)	West Lethbridge	775	799	77%	74%	594	595	621	608
Chinook High School	High (grades 9 - 12)	West Lethbridge	1375	1375	85%	85%	1165	1251	1276	1391
Total West Lethbridge Schools			4099	5721	131%	77%	4425	4598	4710	4791
Sector growth %								3.91%	2.44%	1.72%
Total All Schools			13,677	16,158	96%	72%	11,335	11,849	12,008	12,166
District growth %			<div> <div>★</div> <div>Note: COVID 19 had a significant impact on enrolment in 2020-2021. It is assumed that normal growth patterns will resume for 2022 forward.</div> </div>					4.53%	1.34%	1.32%

Notes:

For 2020-2021 Actual Enrolment and Utilization Rates: Enrolment dropped significantly due to COVID 19. Future projections assume pre COVID 19 growth patterns.

Note above information is prior to any impacts related to boundary changes and opening of Dr. Robert Plaxton Elementary School that will be implemented in 2021-2022 school year. See Boundary Review Section for implications.

* Core utilization does not include modular facility additions

ENROLMENT TRENDS AND PROJECTIONS



Lethbridge School Division

Enrolment


Actual 2019, 2020, and Projected 2021-2035

	Capacity	Actual		Projected Enrolment															
		2019	2020	2021	2022	2023	2024	2025	2026	2027	2028	2029	2030	2031	2032	2033	2034	2035	
Elementary Schools																			
Coalbanks Elementary																			
Kindergarten	N/A	114	110	119	115	129	124	123	124	123	124	123	124	123	124	123	124	123	123
Grades 1-5:	N/A	452	518	575	621	654	699	701	714	720	729	725	724	725	724	725	724	725	725
Total	611	566	628	694	736	783	823	824	838	843	853	848	848	848	848	848	848	848	848
Dr. Probe Elementary																			
Pre-Kindergarten	N/A	41	37	39	39	39	39	39	39	39	39	39	39	39	39	39	39	39	39
Kindergarten	N/A	87	89	83	71	89	89	71	71	72	72	72	72	72	72	72	72	72	72
Grades 1-5:	N/A	511	476	487	473	463	442	427	428	413	413	416	420	421	422	422	422	422	422
Total	668	639	582	589	583	571	550	537	538	524	524	527	531	532	533	533	533	533	533
Ecole Agnes Davidson Elementary																			
Pre-Kindergarten	N/A	53	44	49	49	49	49	49	49	49	49	49	49	49	49	49	49	49	49
Kindergarten	N/A	93	92	89	92	76	90	90	91	88	89	90	90	90	90	90	90	90	90
Grades 1-5:	N/A	412	409	430	451	456	451	449	445	447	443	455	455	455	455	456	456	456	456
Total	710	558	545	568	592	581	590	588	585	584	581	594	594	594	594	595	595	595	595
Ecole Nicholas Sheran Community School																			
Pre-Kindergarten	N/A	38	33	36	36	36	36	36	36	36	36	36	36	36	36	36	36	36	36
Kindergarten	N/A	78	60	71	73	73	87	70	70	70	70	70	70	70	70	70	70	70	70
Grades 1-5:	N/A	423	360	349	345	338	348	345	352	351	348	344	346	346	346	346	346	346	346
Total	727	539	453	456	454	447	451	451	458	457	454	450	452	452	452	452	452	452	452
Fleetwood-Bawden Elementary																			
Pre-Kindergarten	N/A	25	19	22	22	22	22	22	22	22	22	22	22	22	22	22	22	22	22
Kindergarten	N/A	38	34	35	31	31	30	34	35	35	35	35	35	35	35	35	35	35	35
Grades 1-5:	N/A	305	257	299	289	292	286	282	284	287	292	297	303	305	306	306	306	306	306
Total	503	386	310	356	342	345	338	338	341	344	349	354	360	362	363	363	363	363	363
Galbraith Elementary																			
Pre-Kindergarten	N/A	39	28	34	27	30	31	32	32	32	32	32	32	32	32	32	32	32	32
Kindergarten	N/A	39	49	41	48	37	42	43	44	44	44	44	44	44	44	44	44	44	44
Grades 1-5:	N/A	356	300	289	284	278	259	260	254	257	252	261	263	264	264	264	264	264	264
Total	515	434	377	364	359	345	332	335	330	333	328	337	339	340	340	340	340	340	340
General Stewart Elementary																			
Pre-Kindergarten	N/A	52	62	54	54	54	54	54	54	54	54	54	54	54	54	54	54	54	54
Kindergarten	N/A	18	23	21	21	19	22	20	20	20	20	20	20	20	20	20	20	20	20
Grades 1-5:	N/A	110	85	89	87	93	94	99	98	97	96	97	95	95	95	94	94	94	94
Total	186	180	170	164	162	166	170	173	172	171	170	171	169	169	169	168	168	168	168



Note: COVID-19 had a significant impact on enrolment in 2020, resulting in a decrease in enrolment from 2019 in many schools.

ENROLMENT TRENDS AND PROJECTIONS

 Lethbridge School Division Enrolment Actual 2019, 2020, and Projected 2021-2035																		
	Capacity	Actual		Projected Enrolment														
		2019	2020	2021	2022	2023	2024	2025	2026	2027	2028	2029	2030	2031	2032	2033	2034	2035
Lakewood Elementary																		
Kindergarten	N/A	72	69	65	62	58	61	62	63	64	64	65	65	65	65	65	65	65
Grades 1-5:	N/A	438	411	408	421	397	393	395	385	382	383	391	394	399	401	402	402	402
Total	604	510	480	473	483	455	454	457	448	446	447	458	459	464	466	467	467	467
Mike Mountain Horse Elementary																		
Pre-Kindergarten	N/A	68	57	63	63	63	63	63	63	63	63	63	63	63	63	63	63	63
Kindergarten	N/A	82	56	80	78	62	69	69	69	69	69	69	69	69	69	69	69	69
Grades 1-5:	N/A	481	394	376	396	387	386	375	387	376	366	374	374	374	374	374	374	374
Total	771	611	507	519	537	512	518	507	519	508	498	506	506	506	506	506	506	506
Park Meadows Elementary																		
Pre-Kindergarten	N/A	45	32	39	39	39	39	39	39	39	39	39	39	39	39	39	39	39
Kindergarten	N/A	55	47	48	53	46	53	50	50	50	50	50	50	50	50	50	50	50
Grades 1-5:	N/A	253	246	242	238	243	255	258	260	263	259	263	260	260	260	260	260	260
Total	509	353	325	329	330	328	347	347	349	352	348	352	349	349	349	349	349	349
Senator Buchanan Elementary																		
Pre-Kindergarten	N/A	23	11	17	17	17	17	17	17	17	17	17	17	17	17	17	17	17
Kindergarten	N/A	44	36	46	40	35	47	43	41	43	42	43	42	43	42	43	42	43
Grades 1-5:	N/A	242	228	230	240	233	218	222	229	222	226	230	227	227	228	227	228	227
Total	369	309	275	293	297	285	282	282	287	282	285	290	286	287	287	287	287	287
Westminster Elementary																		
Pre-Kindergarten	N/A	25	11	18	18	18	18	18	18	18	18	18	18	18	18	18	18	18
Kindergarten	N/A	23	23	29	23	22	29	25	25	25	25	26	26	26	26	26	26	26
Grades 1-5:	N/A	149	145	143	155	145	141	141	142	137	139	144	141	141	141	141	141	141
Total	387	197	179	190	196	185	188	184	185	180	182	188	185	185	185	185	185	185
Elementary School Total																		
Pre-Kindergarten:	N/A	409	334	371	364	367	368	369	369	369	369	369	369	369	369	369	369	369
Kindergarten:	N/A	741	668	727	707	657	703	700	703	703	704	707	707	707	707	707	707	707
Grades Excluding PK & K:	N/A	4,112	3,829	3,897	4,000	3,979	3,972	3,954	3,978	3,952	3,946	3,997	4,002	4,012	4,016	4,017	4,017	4,017
Total:	6,540	5,262	4,831	4,995	5,071	5,003	5,043	5,023	5,050	5,024	5,019	5,073	5,078	5,088	5,092	5,093	5,093	5,093



Note: COVID-19 had a significant impact on enrolment in 2020, resulting in a decrease in enrolment from 2019 in many schools.

ENROLMENT TRENDS AND PROJECTIONS



Lethbridge School Division

Enrolment

Actual 2019, 2020, and Projected 2021-2035

	Capacity	Actual		Projected Enrolment															
		2019	2020	2021	2022	2023	2024	2025	2026	2027	2028	2029	2030	2031	2032	2033	2034	2035	
Middle Schools																			
G.S. Lake Middle																			
Grades 6-8:	N/A	449	496	494	503	479	489	533	501	534	531	547	534	523	526	529	527	529	
Total	770	449	496	494	503	479	489	533	501	534	531	547	534	523	526	529	527	529	
Gilbert Paterson Middle																			
Grades 6-8:	N/A	779	762	775	751	772	769	783	774	788	793	765	759	759	782	788	792	793	
Total	941	779	762	775	751	772	769	783	774	788	793	765	759	759	782	788	792	793	
Senator Joyce Fairbairn Middle																			
Grades 6-8:	N/A	533	594	595	621	608	607	638	648	666	647	650	638	642	639	642	644	645	
Total	799	533	594	595	621	608	607	638	648	666	647	650	638	642	639	642	644	645	
Wilson Middle																			
Grades 6-8:	N/A	687	653	662	658	651	647	653	637	640	640	622	621	618	636	632	634	635	
Total	776	687	653	662	658	651	647	653	637	640	640	622	621	618	636	632	634	635	
Middle School Total																			
Grades Excluding PK & K:	N/A	2,448	2,505	2,526	2,533	2,510	2,512	2,607	2,560	2,628	2,611	2,584	2,552	2,542	2,583	2,591	2,597	2,602	
Total:	3,286	2,448	2,505	2,526	2,533	2,510	2,512	2,607	2,560	2,628	2,611	2,584	2,552	2,542	2,583	2,591	2,597	2,602	
High Schools																			
Chinook High																			
Grades 9-12:	N/A	1,178	1,165	1,251	1,276	1,391	1,463	1,442	1,516	1,455	1,506	1,531	1,543	1,575	1,552	1,573	1,556	1,554	
Total	1,375	1,178	1,165	1,251	1,276	1,391	1,463	1,442	1,516	1,455	1,506	1,531	1,543	1,575	1,552	1,573	1,556	1,554	
Lethbridge Collegiate																			
Grades 9-12:	N/A	896	953	1,001	1,017	1,069	1,058	1,061	1,080	1,068	1,071	1,095	1,081	1,086	1,074	1,065	1,062	1,066	
Total	2,191	896	953	1,001	1,017	1,069	1,058	1,061	1,080	1,068	1,071	1,095	1,081	1,086	1,074	1,065	1,062	1,066	
Winston Churchill High																			
Grades 9-12:	N/A	897	906	954	961	1,027	1,008	1,009	1,039	1,019	1,021	1,030	1,018	1,020	993	995	989	981	
Total	1,094	897	906	954	961	1,027	1,008	1,009	1,039	1,019	1,021	1,030	1,018	1,020	993	995	989	981	
High School Total																			
Grades Excluding PK & K:	N/A	2,971	3,024	3,206	3,254	3,487	3,529	3,512	3,635	3,542	3,598	3,656	3,642	3,681	3,619	3,633	3,607	3,601	
Total:	4,660	2,971	3,024	3,206	3,254	3,487	3,529	3,512	3,635	3,542	3,598	3,656	3,642	3,681	3,619	3,633	3,607	3,601	



Note: COVID-19 had a significant impact on enrolment in 2020, resulting in a decrease in enrolment from 2019 in many schools.

ENROLMENT TRENDS AND PROJECTIONS



Lethbridge School Division

Enrolment

Actual 2019, 2020, and Projected 2021-2035

	Capacity	Actual		Projected Enrolment															
		2019	2020	2021	2022	2023	2024	2025	2026	2027	2028	2029	2030	2031	2032	2033	2034	2035	
Alternate Christian Schools																			
Immanuel Christian Elementary																			
Pre-Kindergarten:	N/A	30	20	23	23	23	23	23	23	23	23	23	23	23	23	23	23	23	
Kindergarten:	N/A	43	33	45	45	45	45	45	45	45	45	45	45	45	45	45	45	45	
Grades 1-5:	N/A	239	198	240	265	253	256	259	248	248	248	248	248	248	248	248	248	248	
Total:	310	312	251	308	333	321	324	327	316	316	316	316	316	316	316	316	316	316	
Immanuel Christian Secondary																			
Grades 6-12:	N/A	305	290	329	325	355	365	381	404	413	403	425	413	414	416	406	406	406	
Total:	657	305	290	329	325	355	365	381	404	413	403	425	413	414	416	406	406	406	
Lethbridge Christian																			
Kindergarten:	N/A	31	29	29	28	27	28	28	28	28	28	28	28	28	28	28	28	28	
Grades 1-8:	N/A	194	172	212	216	215	222	220	216	214	212	210	209	209	211	211	211	211	
Total:	255	225	201	241	244	242	250	248	244	242	240	238	237	237	239	239	239	239	
Alternate Christian School Total																			
Pre-Kindergarten:	N/A	30	20	23	23	23	23	23	23	23	23	23	23	23	23	23	23	23	
Kindergarten:	N/A	74	62	74	73	72	73	73	73	73	73	73	73	73	73	73	73	73	
Grades Excluding PK & K:	N/A	738	680	781	806	823	843	860	868	875	863	883	870	871	875	865	865	865	
Total:	1,222	842	742	878	902	918	939	956	964	971	959	979	966	967	971	961	961	961	
Alternative/Outreach Schools																			
Victoria Park High School and Alternative Schools																			
Kindergarten:	N/A	N/A	N/A	N/A	N/A	N/A	N/A	N/A	N/A	N/A	N/A	N/A	N/A	N/A	N/A	N/A	N/A	N/A	
Grades Excluding PK & K:	N/A	277	233	244	248	248	250	250	249	249	249	248	248	248	248	248	248	248	
Total:	359	277	233	244	248	248	250	250	249	249	249	248	248	248	248	248	248	248	
Division Total																			
Total All Schools																			
Pre-Kindergarten:	N/A	439	354	394	387	390	391	392	392	392	392	392	392	392	392	392	392	392	
Kindergarten:	N/A	815	730	801	780	729	776	773	776	776	777	780	780	780	780	780	780	780	
Grades Excluding PK & K:	N/A	10,546	10,251	10,654	10,841	11,047	11,106	11,183	11,290	11,246	11,267	11,368	11,314	11,354	11,341	11,354	11,334	11,333	
Total:	16,067	11,800	11,335	11,849	12,008	12,166	12,273	12,348	12,458	12,414	12,436	12,540	12,486	12,526	12,513	12,526	12,506	12,505	



Note: COVID-19 had a significant impact on enrolment in 2020, resulting in a decrease in enrolment from 2019 in many schools.

ELEMENTARY SCHOOL ENROLMENT

BY THE NUMBERS

Total Elementary School Enrolment is projected to increase by **4.97%** in 2022, and by .16% in 2023, followed by a decrease of .55% in 2024, as compared to 2020 enrolment. The charts on the following page illustrate the growth in enrolment by city sector and at each elementary school. There was a significant reduction in enrolment in 2020 due to COVID-19.



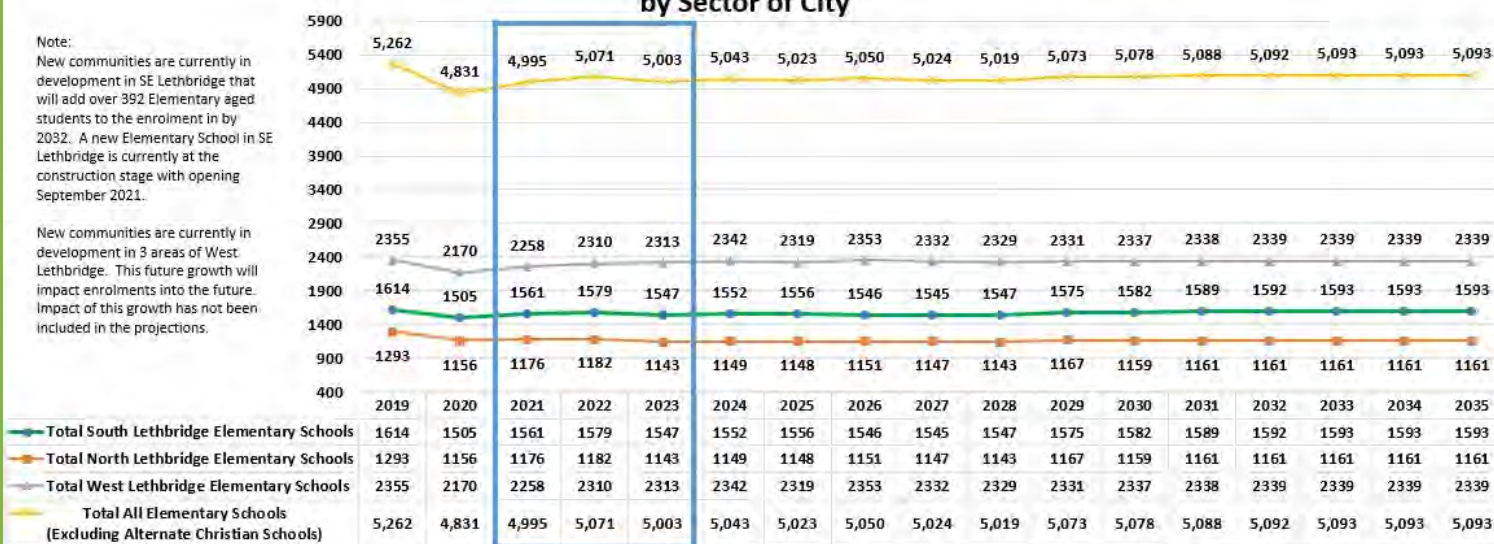
Enrolment in west Lethbridge will be the greatest of all city selectors in elementary, in particular the greatest projected growth will be at Coalbanks Elementary School.

The second significant area of growth will be in south Lethbridge. Enrolment projections for south Lethbridge currently do not include the projected **400** elementary aged students for the new Southbrook subdivision. These two areas of growth, combined with existing school capacities has necessitate the need for two new schools in west Lethbridge and the new South Lethbridge Elementary School to open in 2021. Elementary Schools in north Lethbridge will see relatively flat growth over the projection period.

Elementary Schools
(excluding Alternate Christian Schools)
Projected Enrolment
by Sector of City

Note:
New communities are currently in development in SE Lethbridge that will add over 392 Elementary aged students to the enrolment in by 2032. A new Elementary School in SE Lethbridge is currently at the construction stage with opening September 2021.

New communities are currently in development in 3 areas of West Lethbridge. This future growth will impact enrolments into the future. Impact of this growth has not been included in the projections.



Note: Significant decrease in enrolment in 2020 due to COVID-19

ELEMENTARY SCHOOL ENROLMENT

Elementary Schools
South Lethbridge
Projected Enrolment

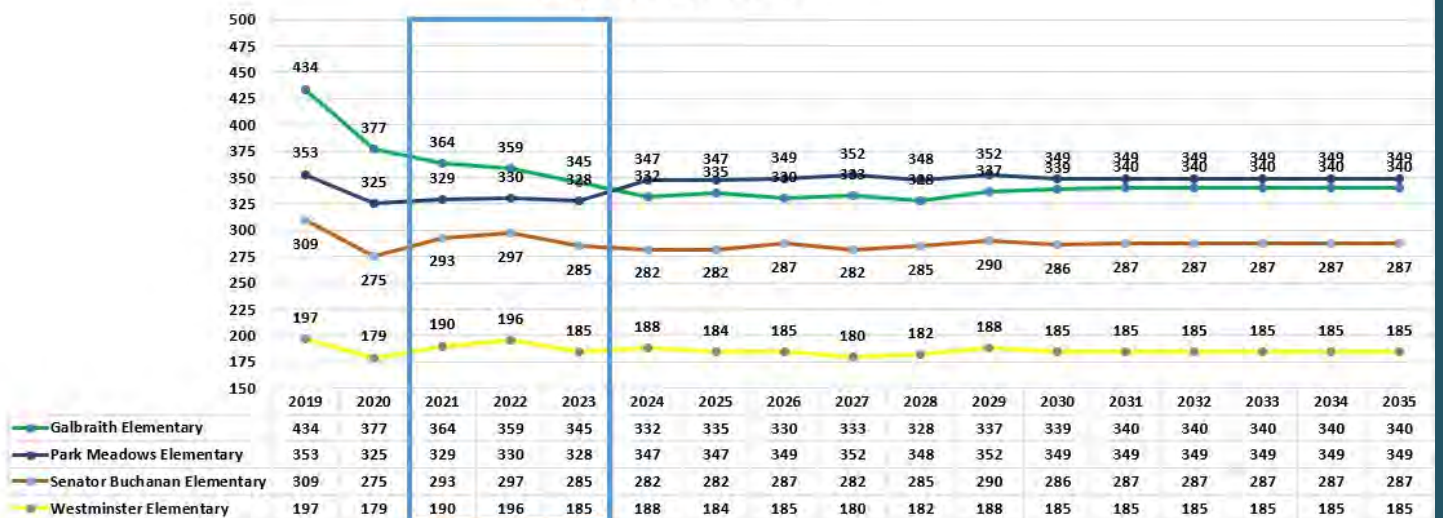
Note:
New communities are currently in development in SE Lethbridge that will add over 392 Elementary aged students to the enrolment in by 2032. Dr. Robert Plaxton Elementary will open for the 2021-2022 school year.



Note: Enrolment decreased significantly in 2020 due to COVID-19

Source: Baragar Systems

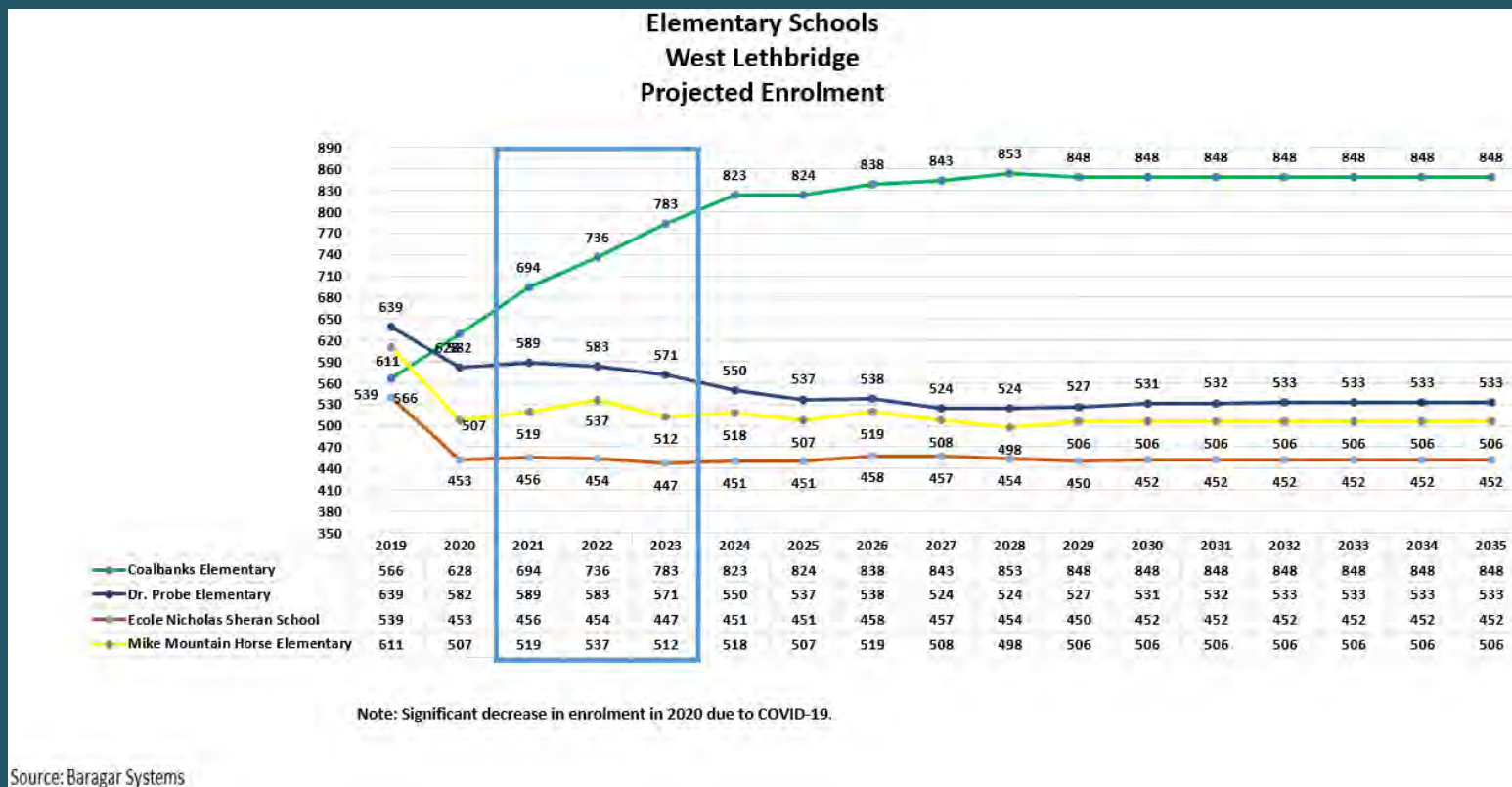
Elementary Schools
North Lethbridge
Projected Enrolment



Note: Significant decrease in enrolment in 2020 due to COVID-19

Source: Baragar Systems

ELEMENTARY SCHOOL ENROLMENT



BY THE NUMBERS

West Lethbridge Elementary enrolment is expected to increase over the projection period as illustrated in the above chart.

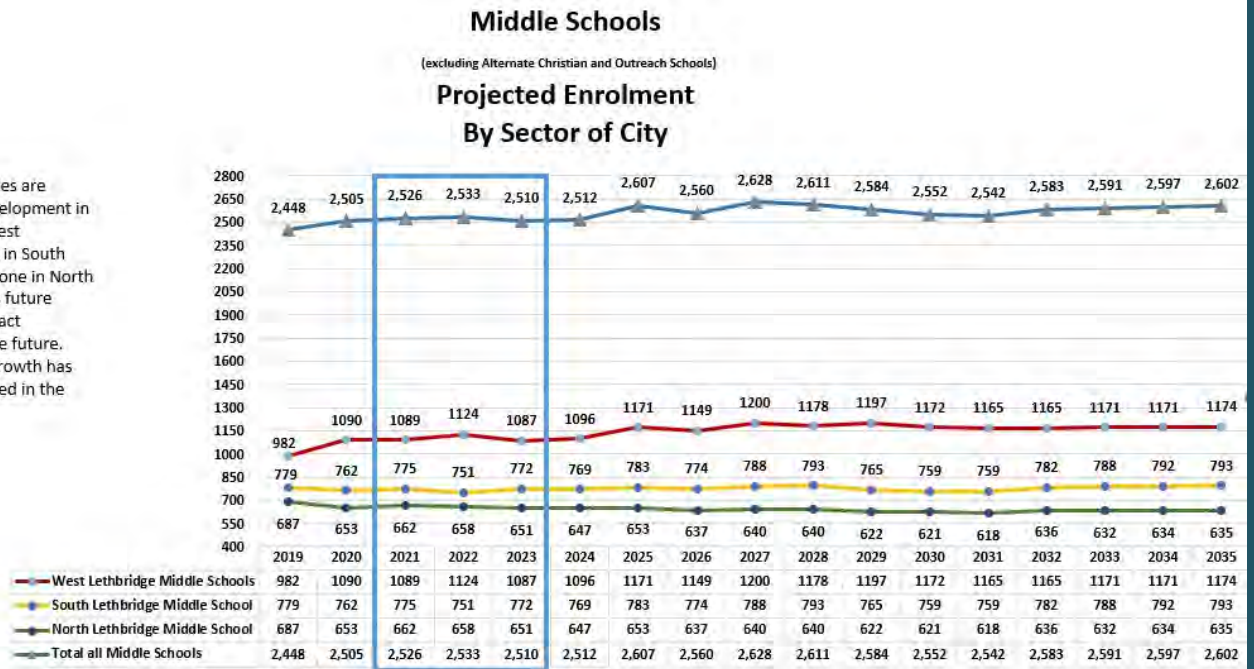
Coalbanks Elementary which opened in 2017 at **489** students and **98%** capacity will see enrolment growth of **20%** to 2023, **31%** to 2024 and **35%** to 2030 as compared to 2020. Combined with projected growth in enrolment over the projection period at Dr. Gerald Probe Elementary, there is an urgent need for short term solutions such as modular classrooms but also long term solution of two new elementary schools in west Lethbridge.

The charts on the next page illustrate that total Middle School Enrolment is projected to increase by **.02%** by 2024, **4%** in 2025 and **1.9%** in 2030 as compared to 2020 enrolment. In 2018 at Senator Joyce Fairbairn Middle School in west Lethbridge was opened to address growth and capacity concerns at the middle school level in west Lethbridge, therefore there should be capacity to support this growth. The charts on the following page illustrate the growth in enrolment by city sector and at each middle school.

MIDDLE SCHOOL ENROLMENT

Note:

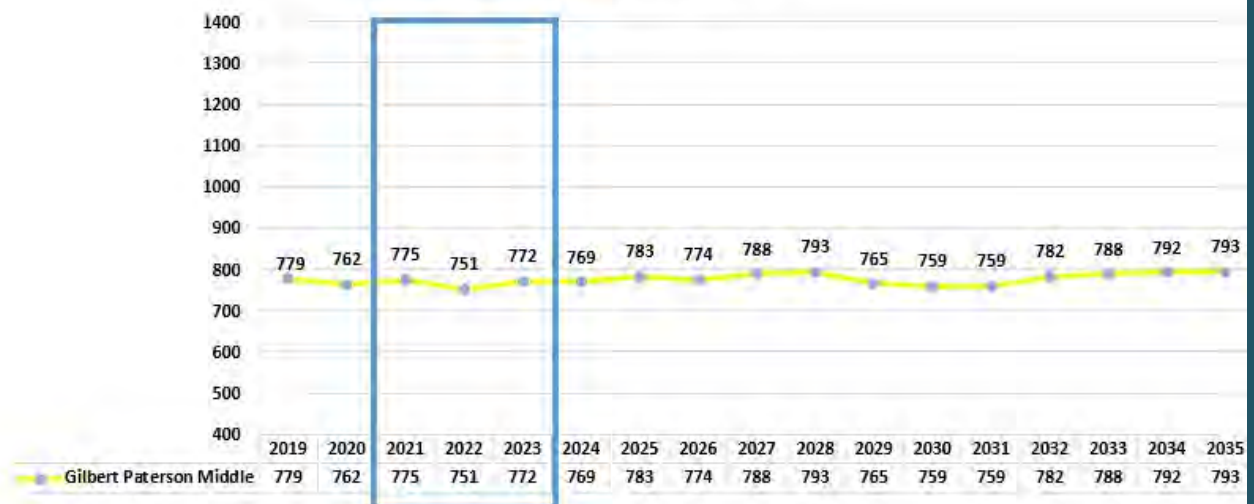
New communities are currently in development in four areas of West Lethbridge, one in South Lethbridge and one in North Lethbridge. This future growth will impact enrolment in the future. Impact of this growth has not been included in the projections.



Note: Enrolment decrease in 2020 due to COVID-19

Source: Baragar Systems

Middle Schools South Lethbridge Projected Enrolment

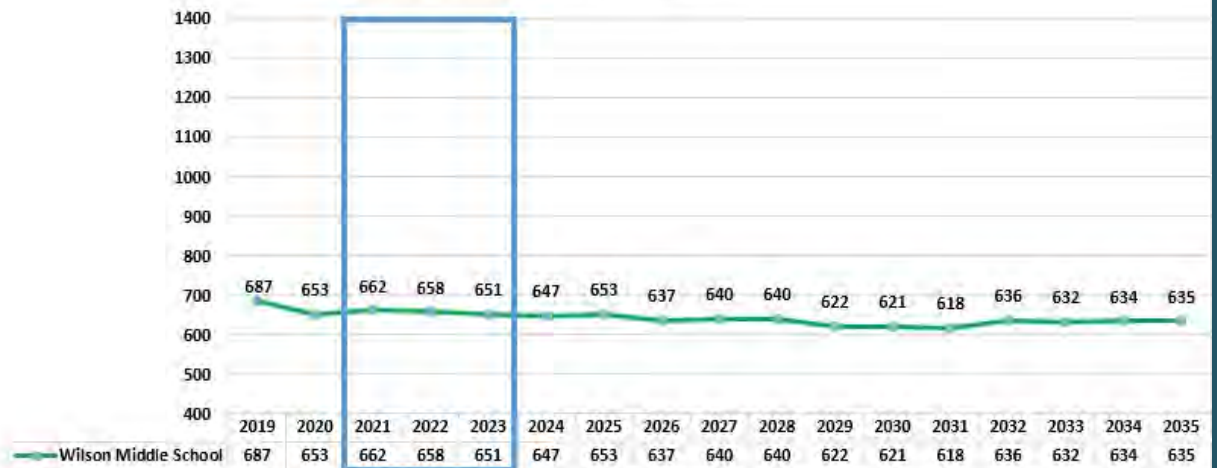


Note: Decrease in enrolment in 2020 due to COVID-19

Source: Baragar Systems

MIDDLE SCHOOL ENROLMENT

**Middle Schools
North Lethbridge
Projected Enrolment**



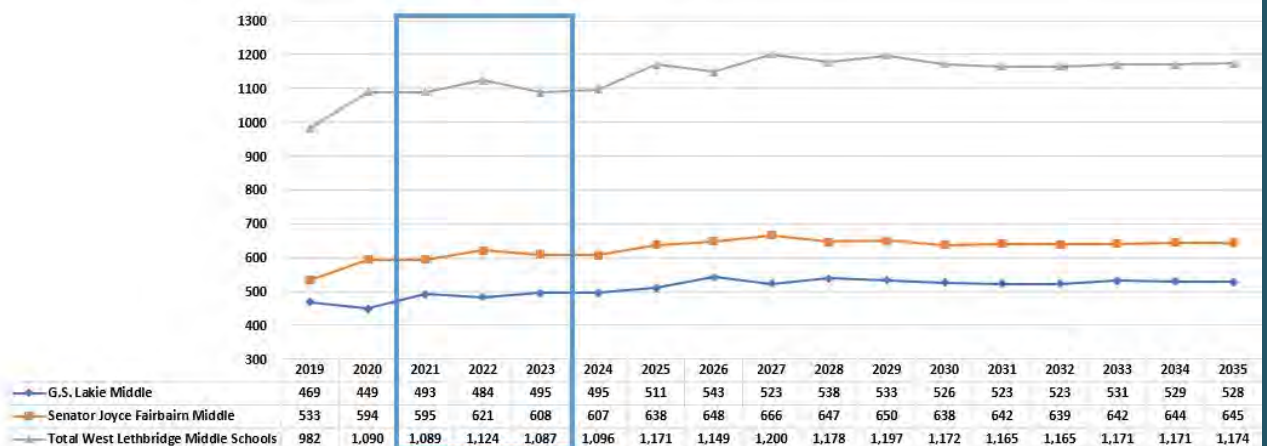
Note: Decrease in enrolment in 2020 due to COVID-19.

Source: Baragar Systems

BY THE NUMBERS

Middle School enrolment projections indicate a very flat projection over the projection period, however the projections due to include potential growth from new communities in west and south Lethbridge.

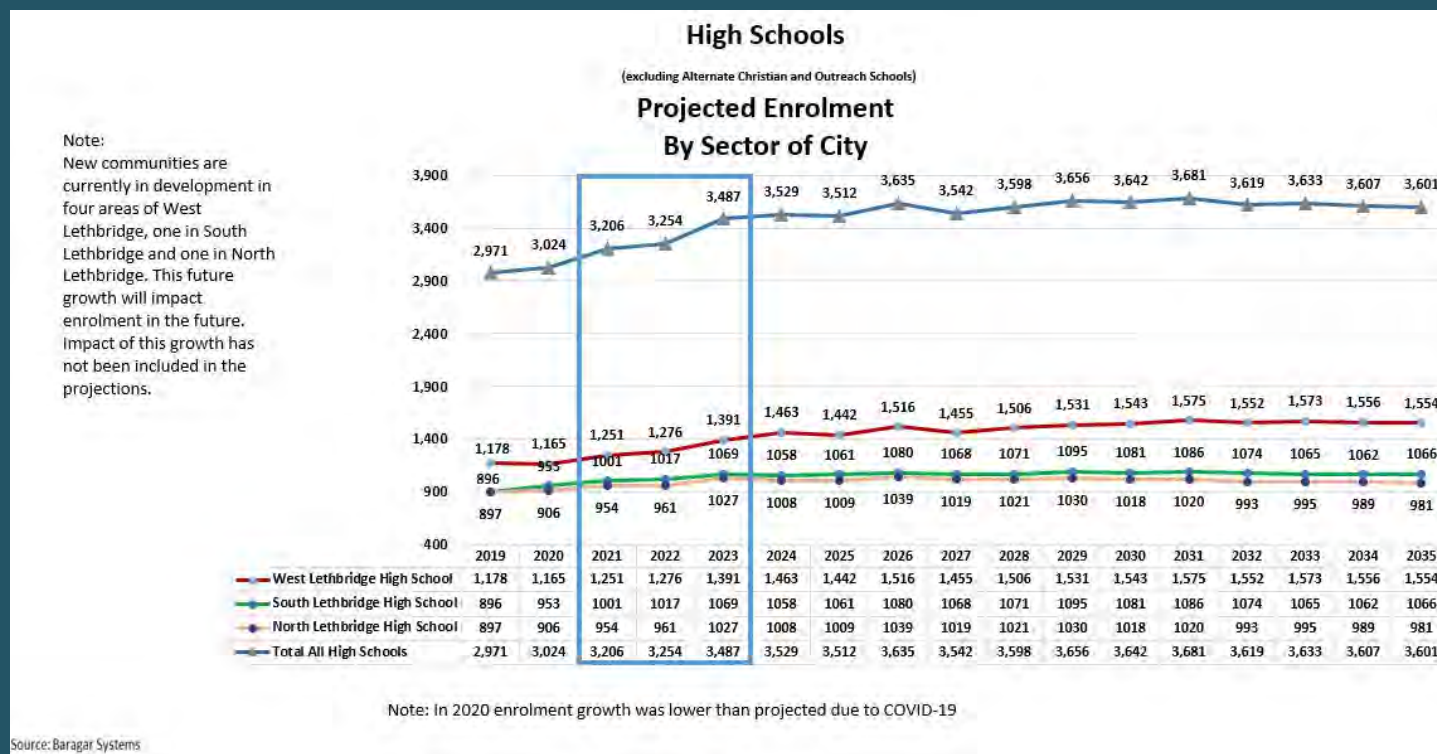
**Middle Schools
West Lethbridge
Projected Enrolment**



Note: Decrease in enrolment in 2020 due to COVID-19.

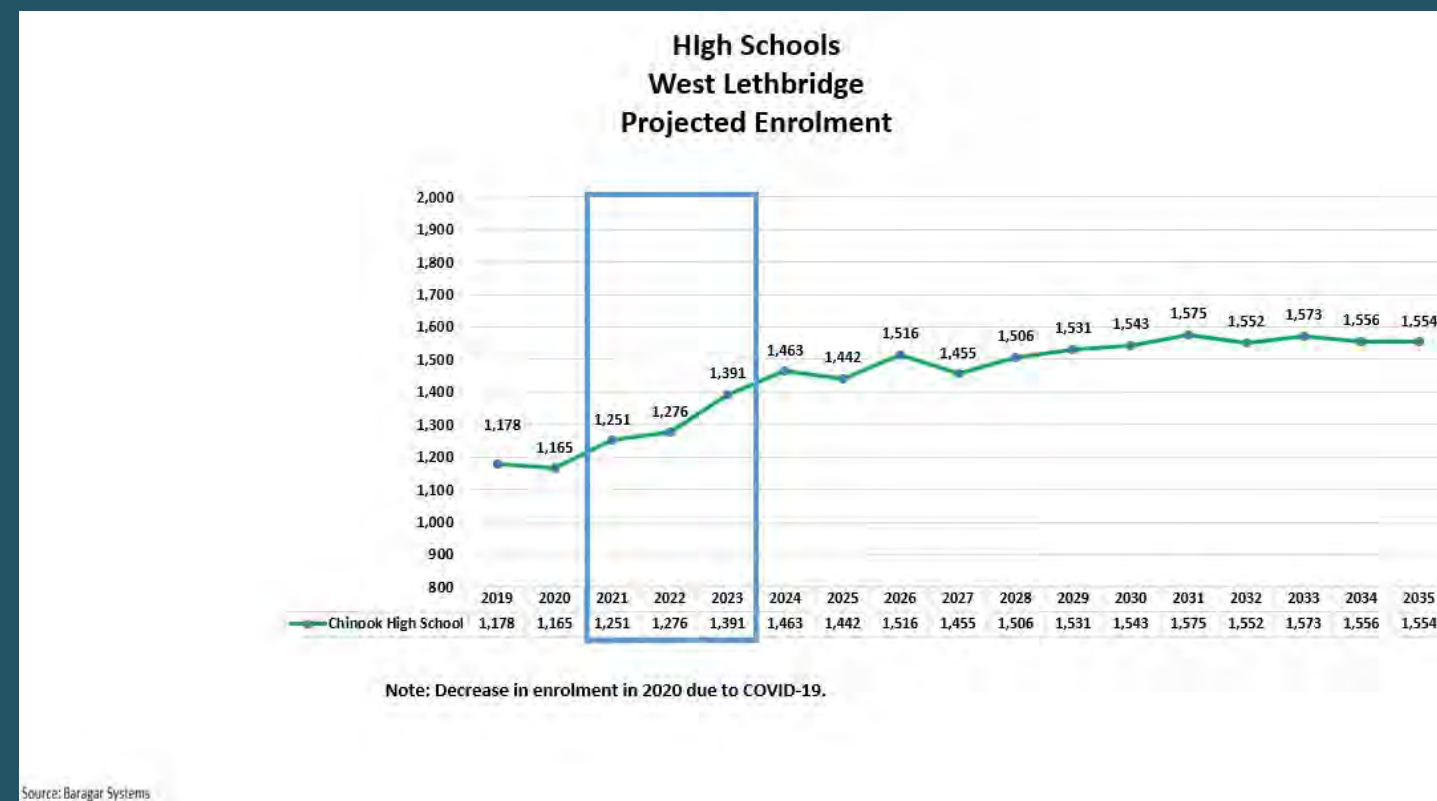
Source: Baragar Systems

HIGH SCHOOL ENROLMENT



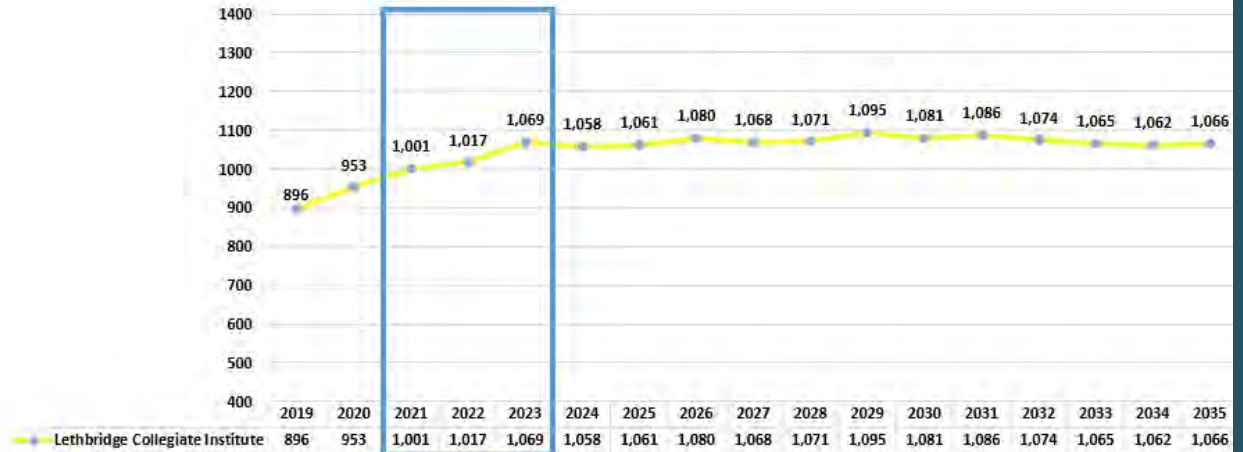
BY THE NUMBERS

Total High School Enrolment is projected to increase by **15.3%** by 2023, **16.7%** in 2025 and **20.4%** in 2030 as compared to 2020 enrolment. All high schools are expected to grow over the projection period. Significant growth will occur in west Lethbridge. With the south Lethbridge high school, LCI, at only **42%** capacity, for 2021-2022 west Lethbridge boundaries have been adjusted to move students from areas of west Lethbridge to LCI in south Lethbridge. See Boundary Review Section for details.



HIGH SCHOOL ENROLMENT

High Schools
South Lethbridge
Projected Enrolment



Source: Baragar Systems

BY THE NUMBERS

The charts on this page illustrate growth in enrolment for both the south and north high schools. Both schools currently have the capacity to sustain this growth in the short term.

High Schools
North Lethbridge
Projected Enrolment



Source: Baragar Systems

ALTERNATE PROGRAM ENROLMENT

**Lethbridge Alternate Schools and Programs
Victoria Park High School and Alternate Programs
Projected Enrolment**



Note: Decrease in enrolment in 2020 due to COVID-19.

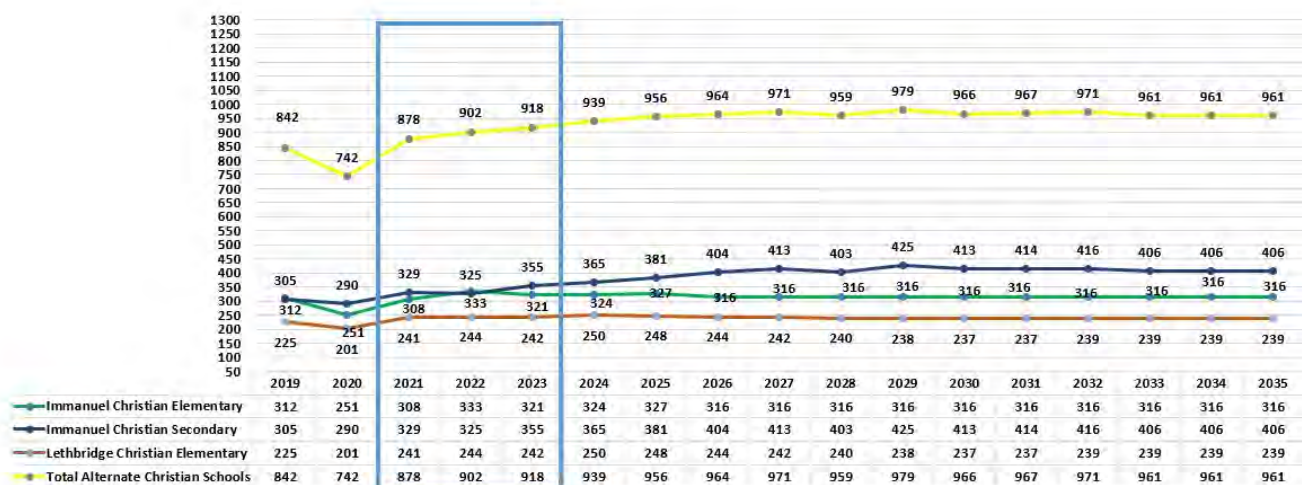
Source: Baragar Systems

BY THE NUMBERS

Victoria Park High School and Alternative Programs will maintain current enrolment through the projection period.

There will be modest increases in Alternative Christian Programming in Lethbridge based on the projections below. Alternate Christian Schools facilities in Lethbridge are owned and maintained by societies and not the school Division.

**Alternate Christian Schools
Projected Enrolment**



Note: Decrease in enrolment in 2020 due to COVID-19.

Source: Baragar Systems

COALBANKS ELEMENTARY SCHOOL

230 Coalbanks Blvd W | <http://cb.lethsd.ab.ca>

School Demographics

Year Built:	2017
Year Modernized:	-
Number of Modular facilities:	13 (modulars = 325 student spaces)
Enrolment 2020-2021:	628
Projected enrolment 2025:	824
Core Capacity:	300
Total Capacity:	611
Utilization 2020-2021:	110%
Projected Utilization 2025:	145%

Coalbanks Elementary School also is home to the West Lethbridge Parent Link Centre that is operated by the Family Centre. Note: Boundaries have been adjusted starting in 2021-2022 that will impact future enrolment and capacity. See Boundary Review Section for details.

About the School

City Sector:	West
Boundary map #:	Elementary #12
Grade structure:	Preschool to Grade

Programs: Coalbanks offers both a Spanish Bilingual program to kindergarten and grade one students as well as an Arabic Language and Islamic Culture Elective Program to students.

Facilities Assessment

Facility condition: Excellent

Immediate facility needs: Modular classrooms for enrolment growth

Long term facility needs: Modular classrooms and washroom unit for enrolment growth. Maintenance of life cycle of major building components.

Coalbanks Elementary

230 Coalbanks Blvd W, Lethbridge, AB T1E 4V4

PRINCIPAL: J. Gentile

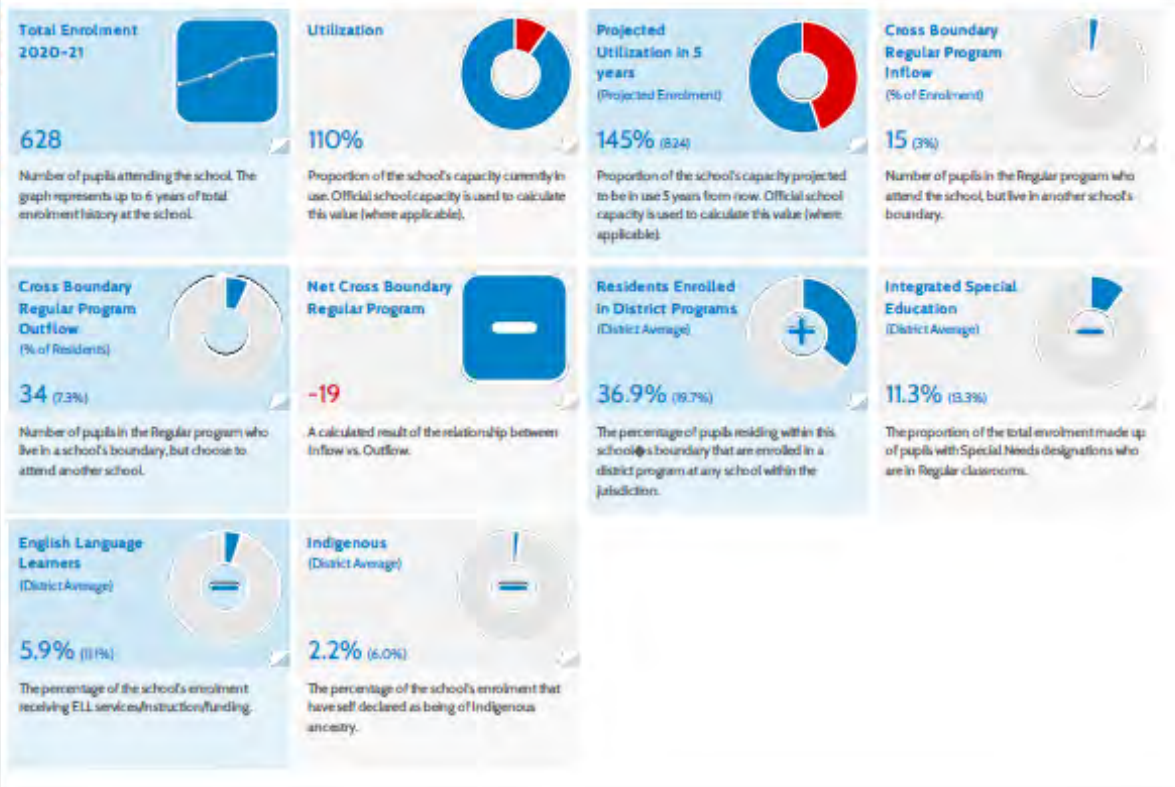
VICE PRINCIPAL: E. Beckman

SECRETARY: C. Eileen/K. Allison

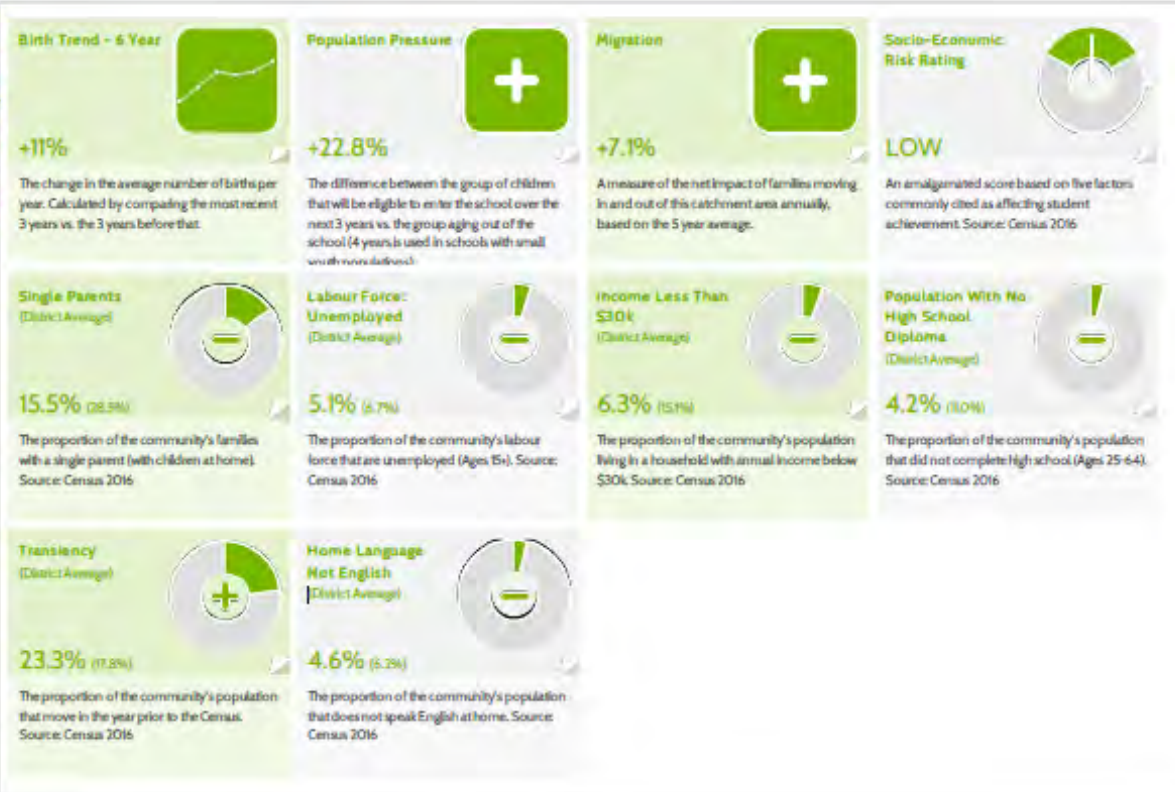
PHONE: (403) 394-9076



Enrolment Profile



Community Profile



DR. GERALD B. PROBE ELEMENTARY SCHOOL120 Rocky Mountain Blvd, W | <http://gpro.lethsd.ab.ca>**School Demographics**

Year Built:	1991
Year Modernized:	-
Number of Modular facilities:	17 (4 relocatable, 13 modulars= 425 student spaces)
Enrolment 2020-2021:	582
Projected enrolment 2025:	537
Core Capacity:	325
Total Capacity:	668
Utilization 2020-2021:	86%
Projected Utilization 2025:	79%

Note: Boundaries have been adjusted starting in 2021-2022 that will impact future enrolment and capacity. See Boundary Review Section for details.

About the School

City Sector:	West
Boundary map #:	Elementary #11
Grade structure:	Preschool to Grade 5

Programs: The student group who opened our school created a vision for the future that holds up today; they coined the term the "Three Cs of Probe." The three Cs are **Caring, Concern and Cooperation** and hold as the standards within our school community. In the

Facilities Assessment

Facility condition: Acceptable

Immediate facility needs: Interior finishes, aesthetics, durability and longevity upgrades

Long term facility needs: Mechanical and electrical upgrades. Requires modernization for functionality and operational cost effectiveness.

Dr. Probe Elementary

120 Rocky Mountain Blvd. W., Lethbridge, AB T1K 7J2

PRINCIPAL: K. van der Meer

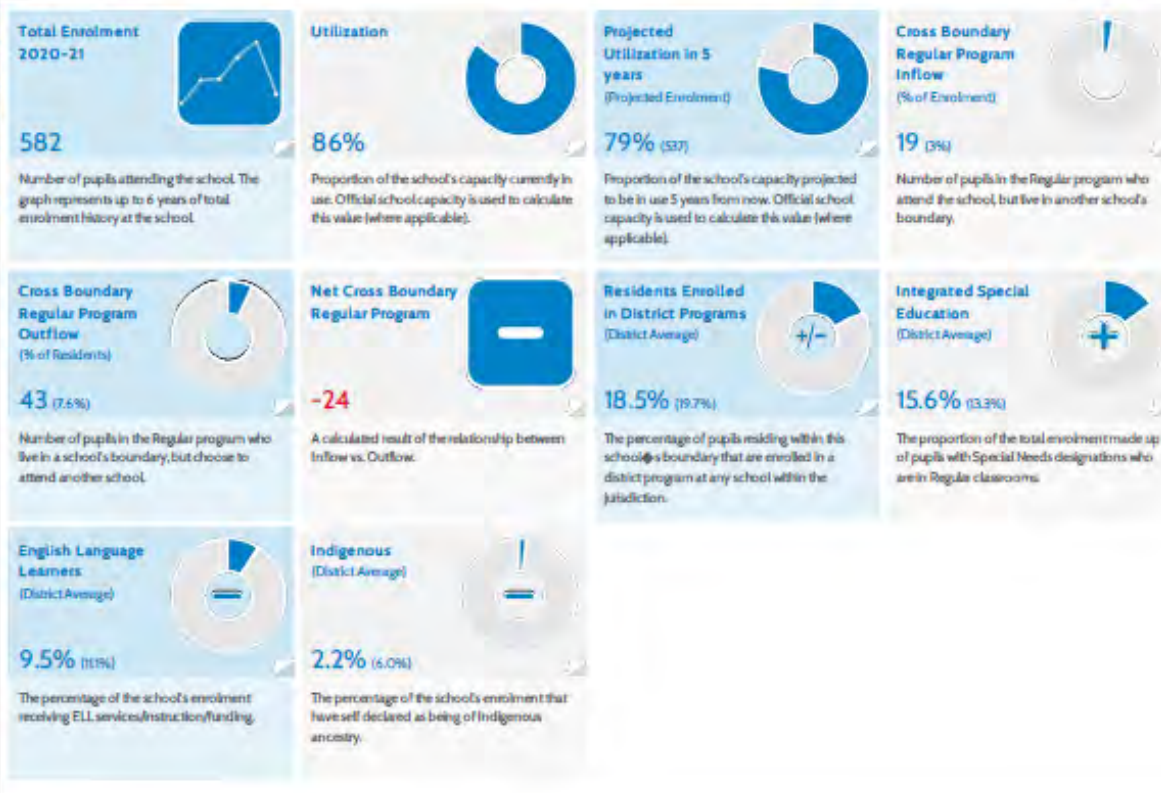
VICE PRINCIPAL: C. Ramotowski

SECRETARY: J. Durling/C. Taylor

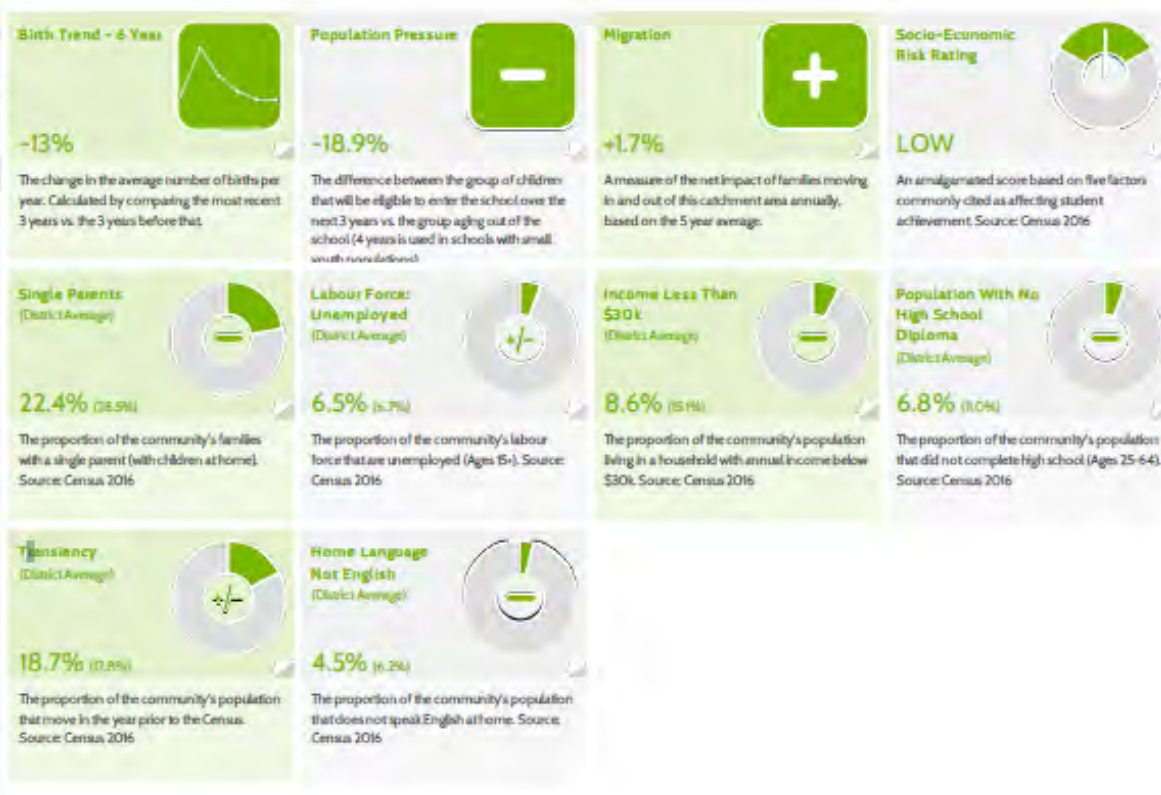
PHONE: (403) 381-3103



Enrolment Profile



Community Profile



ECOLE AGNES DAVIDSON ELEMENTARY SCHOOL

2103 20th St. S | <http://ad.lethsd.ab.ca>

School Demographics

Year Built:	1962
Year Modernized:	Classroom additions 1965, 1970, 2003
Number of Modular facilities:	14 (11 modular = 325 student spaces, 2- Boys and Girls club, 1 kindergarten)
Enrolment 2020-2021:	545
Projected enrolment 2025:	588
Core Capacity:	450
Total Capacity:	710
Utilization 2020-2021:	77%
Projected Utilization 2025:	83%

Note: Boundaries have been adjusted starting in 2021-2022 that will impact future enrolment and capacity. Ecole Agnes Davidson will become a French Immersion single track program. See Boundary Review Section for details.

About the School

City Sector: South
Boundary map #: Elementary #8
Grade structure: Preschool to Grade 5

Programs: Agnes Davidson is a dual-track elementary school offering English and French Immersion programs for students in Kindergarten through Grade 5. The Agnes Davidson is also offering an Early Childhood (preschool) program for 3 and 4 year old children.

Facilities Assessment

Facility condition: Acceptable

Immediate facility needs: Relocation of existing modular classroom for better accessibility should occur. Upgrade interior finishes for end of life cycle.

Long term facility needs: Installation of new central HVAC system, electrical systems upgrade for functionality and operational cost effectiveness.

Ecole Agnes Davidson Elementary
2103 20th St. S., Lethbridge, AB T1K 2G7

PRINCIPAL: T. Leggat

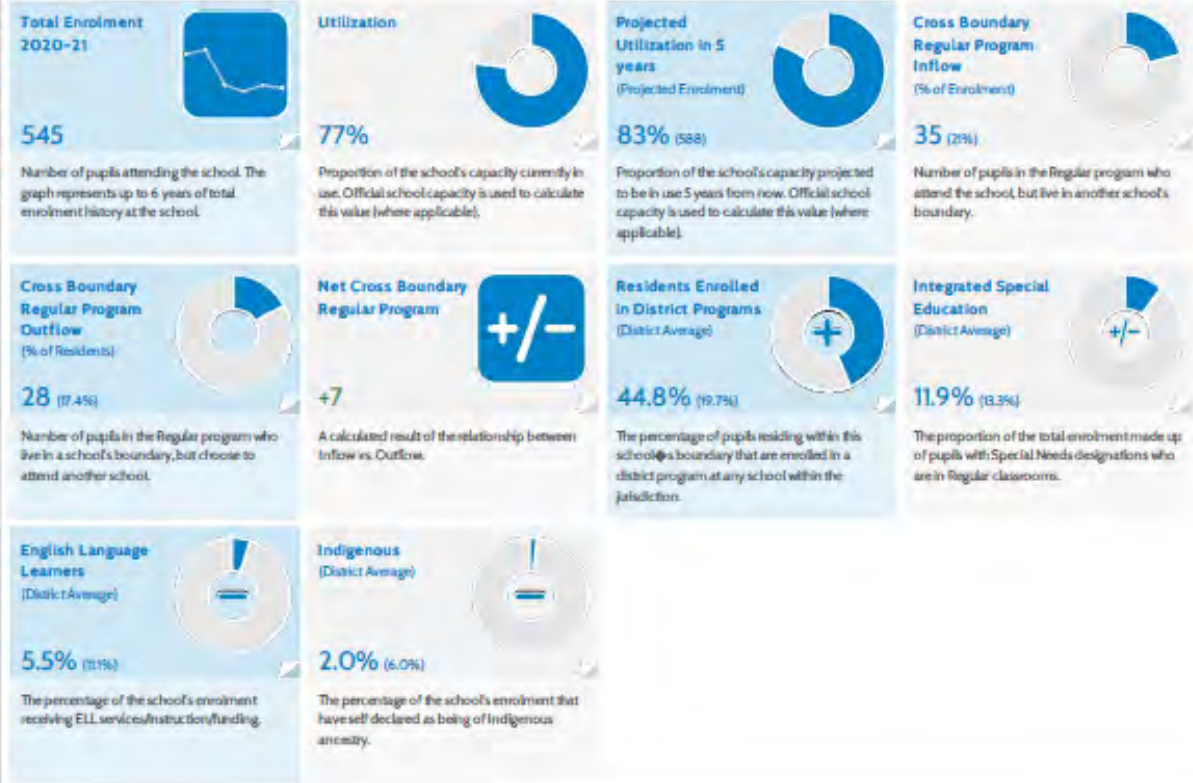
VICE PRINCIPAL: M. Cummins

SECRETARY: S. Aikin-Smith

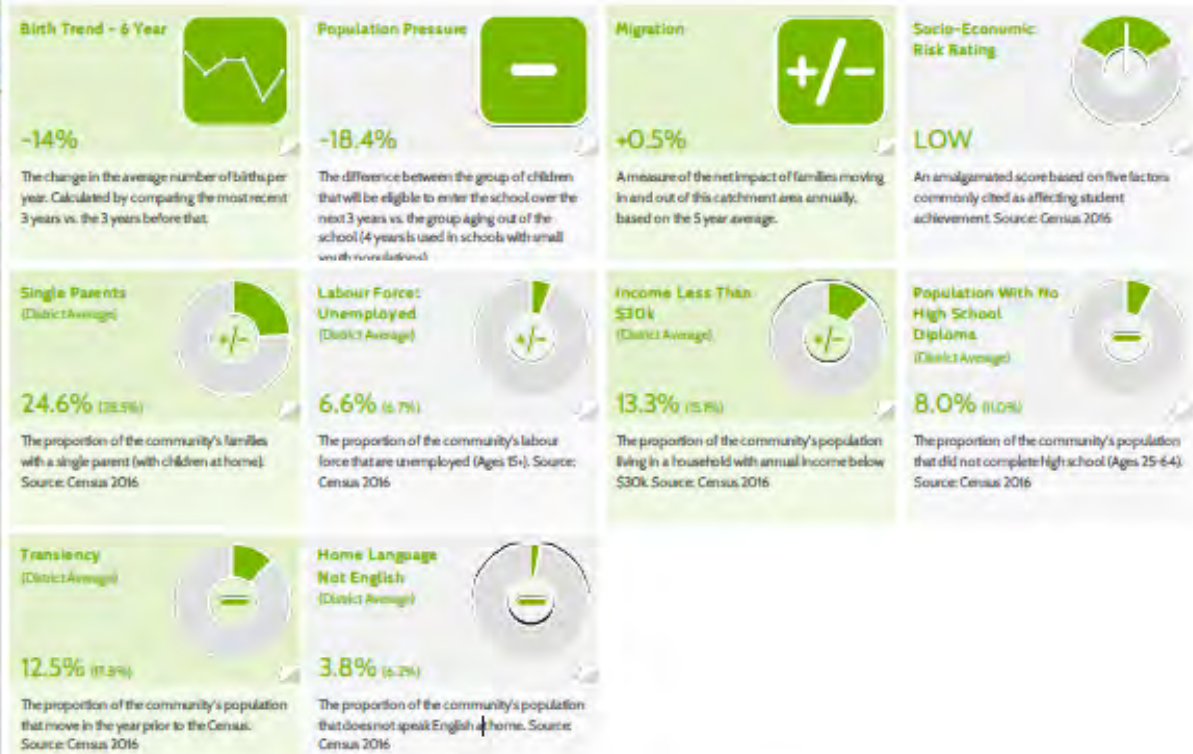
PHONE: (403) 328-5153



Enrolment Profile



Community Profile



ECOLE NICHOLAS SHERAN ELEMENTARY SCHOOL

380 Laval Blvd. W | <http://ns.lethsd.ab.ca>

School Demographics

Year Built:	1980
Year Modernized:	-
Number of Modular facilities:	14 (10 relocatable, 4 modular = 350 student spaces)
Enrolment 2020-2021:	453
Projected enrolment 2025:	450
Core Capacity:	300
Total Capacity:	727
Utilization 2020-2021:	62%
Projected Utilization 2025:	62%

Note: Boundaries have been adjusted starting in 2021-2022 that will impact future enrolment and capacity. In 2021-2022 this will become a English program school with French Immersion being at Ecole Agnes Davidson for elementary students. See Boundary Review Section for details.

About the School

City Sector: West
Boundary map #: Elementary #10
Grade structure: Preschool to Grade 5

Programs: The school's focus on academic achievement and the Leader in Me®, from Kindergarten to grade 5, offering children enhanced learning and leadership opportunities. Excellence in teaching, coupled with the 7 Habits® of Happy Kids, provides children with the best possible learning environment. Nicholas Sheran School is officially recognized, worldwide, as a Leader in Me School®. We continue to use Leader in Me® with children as the foundation for critical thinking in leadership, citizenship, responsibility and problem solving. The school is dual track providing both English and French immersion programming.

Facilities Assessment

Facility condition: Acceptable

Immediate facility needs: New roof, upgrades to align teaching functionality, ascetics, durability and functionality.

Long term facility needs: Requires modernization. Mechanical, electrical, boiler, air handling equipment replacement. Lighting upgrades for operational cost effectiveness.

Ecole Nicholas Sheran Community School

380 Laval Blvd. W., Lethbridge, AB T1K 3Y2

PRINCIPAL: D. Constable

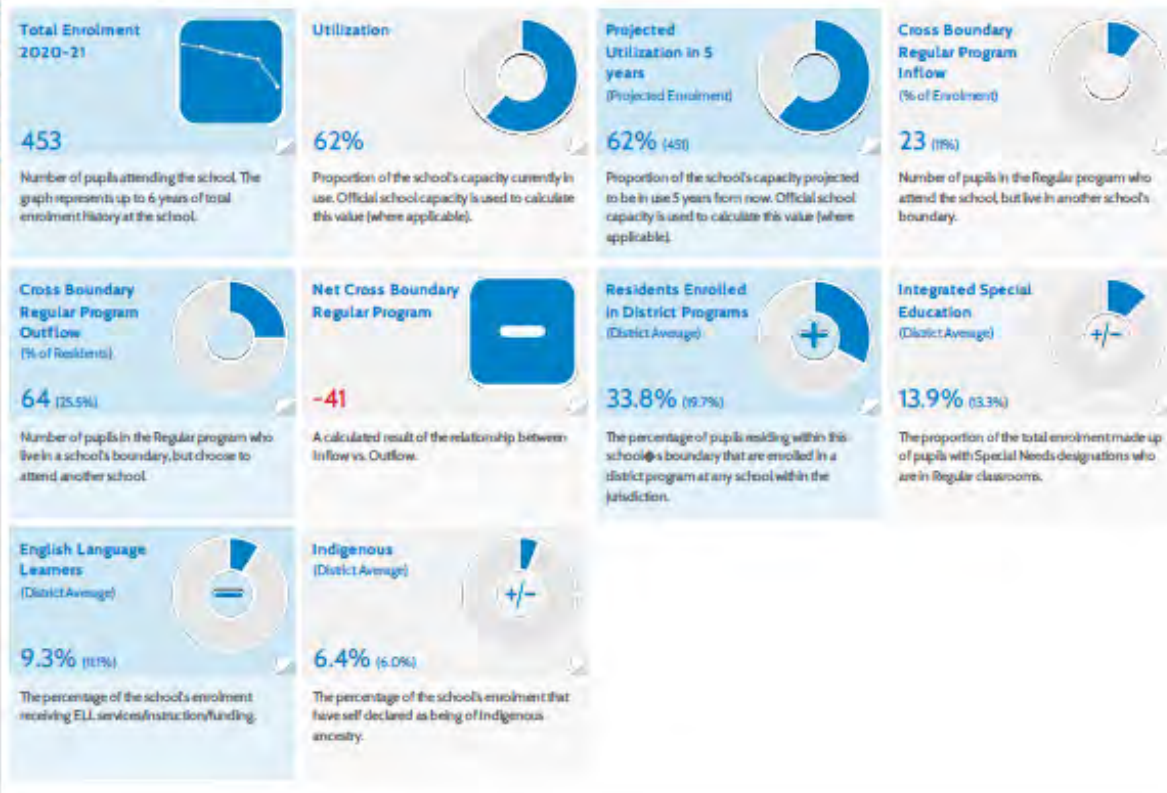
VICE PRINCIPAL: T. Smith

SECRETARY: J. Mikos/K. Hagel

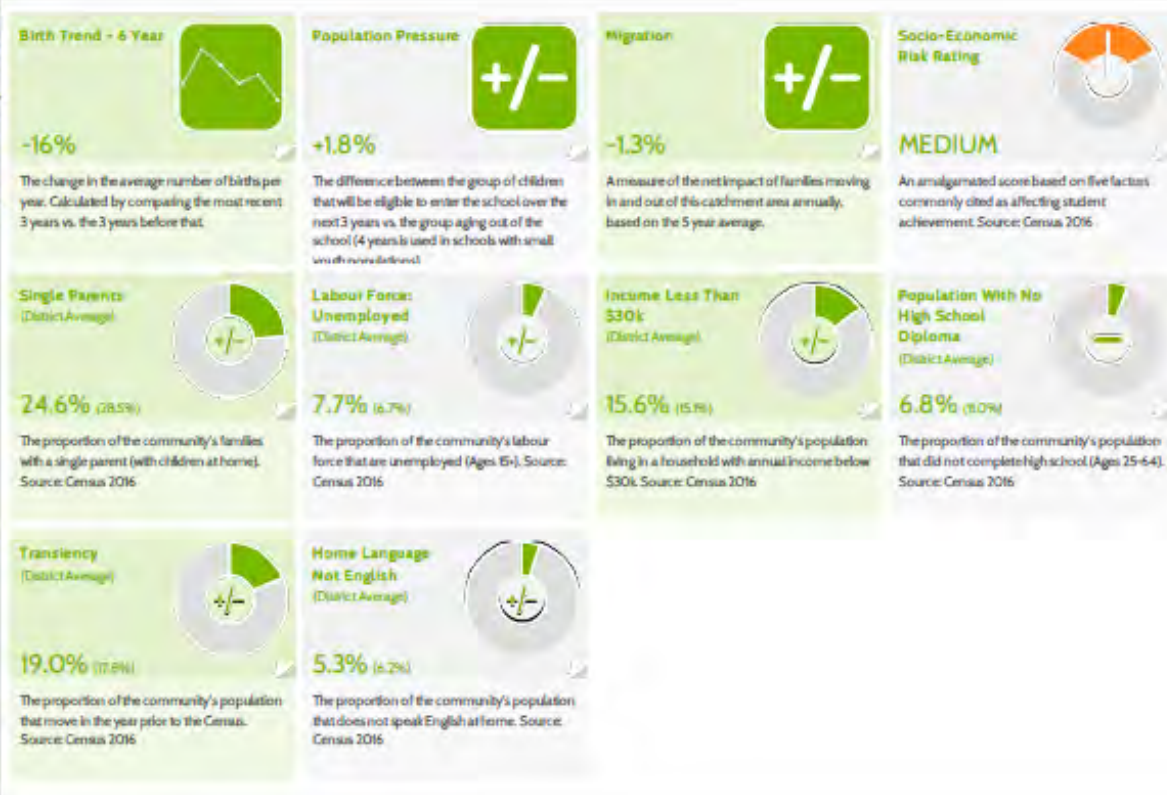
PHONE: (403) 381-0244



Enrolment Profile



Community Profile



FLEETWOOD BAWDEN ELEMENTARY SCHOOL

1222 9th Ave. S | <http://fb.lethsd.ab.ca>

School Demographics

Year Built:	1951
Year Modernized:	1970 addition, 1951 wing demolished , Modernization 2004
Number of Modular facilities:	4 (modulars = 200 student spaces)
Enrolment 2020-2021:	310
Projected enrolment 2025:	338
Core Capacity:	275
Total Capacity:	503
Utilization 2020-2021:	62%
Projected Utilization 2025:	67%

Note: Boundaries have been adjusted starting in 2021-2022 that will impact future enrolment and capacity. See Boundary Review Section for details.

About the School

City Sector: South
Boundary map #: Elementary #6
Grade structure: Preschool to Grade 5
Programs: We are a dual-track school, hosting children in a regular educational program and a Montessori program.

Facilities Assessment

Facility condition: Acceptable

Immediate facility needs: Mechanical and electrical upgrades for operational cost effectiveness.

Long term facility needs: Functional space reallocation to realign with current curricular practices. Gymnasium rightsizing for student capacity.

Fleetwood-Bowden Elementary

1001 Village St., Lethbridge, AB T1V 6W4

PRINCIPAL: C. Dejong

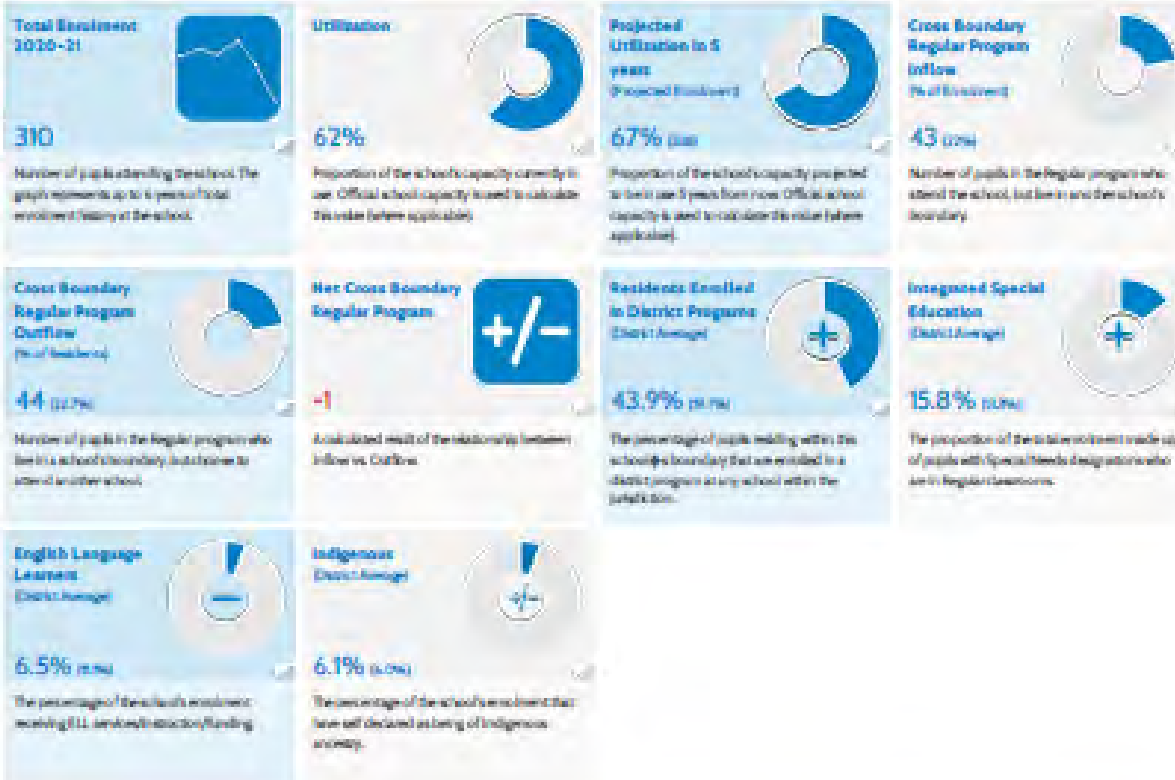
VICE PRINCIPAL: J. Fletcher

SECRETARY: D. Lawrence

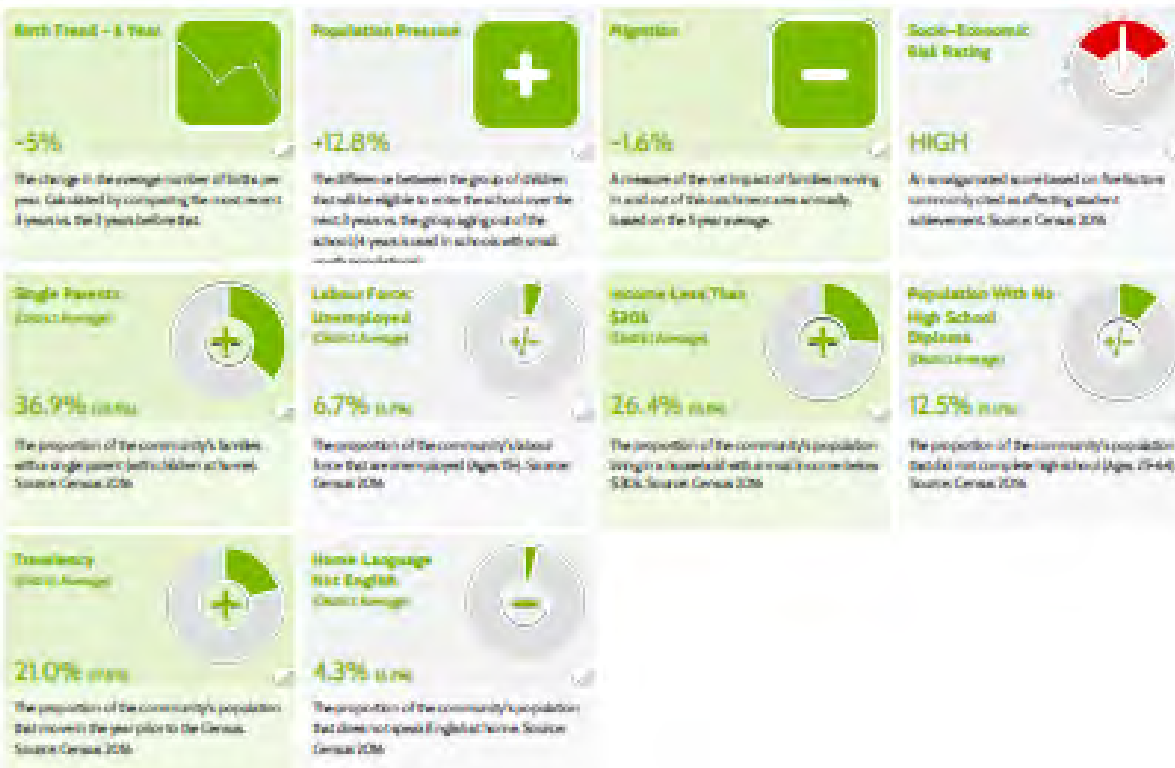
PHONE: (403) 267-5286



Enrolment Profile



Community Profile



GALBRAITH ELEMENTARY SCHOOL

1801- 8th Ave North | <http://gal.lethsd.ab.ca>

School Demographics

Year Built:	1912
Year Modernized:	1963 and 1993 additions
Number of Modular facilities:	0
Enrolment 2020-2021:	377
Projected enrolment 2025:	335
Core Capacity:	515
Total Capacity:	515
Utilization 2020-2021:	73%
Projected Utilization 2025:	65%

Note: Boundaries have been adjusted starting in 2021-2022 that will impact future enrolment and capacity. See Boundary Review Section for details.

About the School

City Sector: North
Boundary map #: Elementary #1
Grade structure: Preschool to Grade 5

Programs: Galbraith Elementary School empowers students with the knowledge, skills and attributes of the 7 Habits to succeed as caring, responsible and effective global citizens.

Facilities Assessment

Facility condition: Marginal

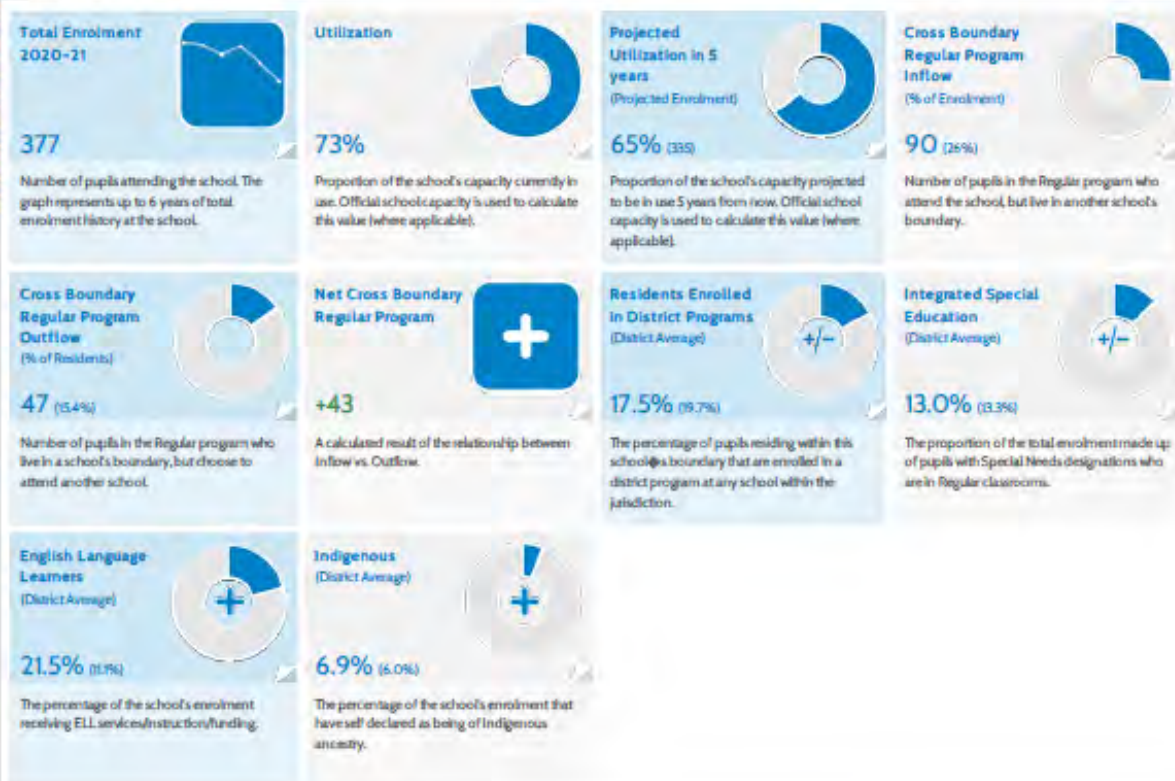
Immediate facility needs: This school is in need of a modernization due to mechanical, electrical, HVAC, lighting upgrades required for operational cost effectiveness. Building components are end of life cycle and require replacement. Functional space reallocation to realign with current curricular practices.

Long term facility needs: As above

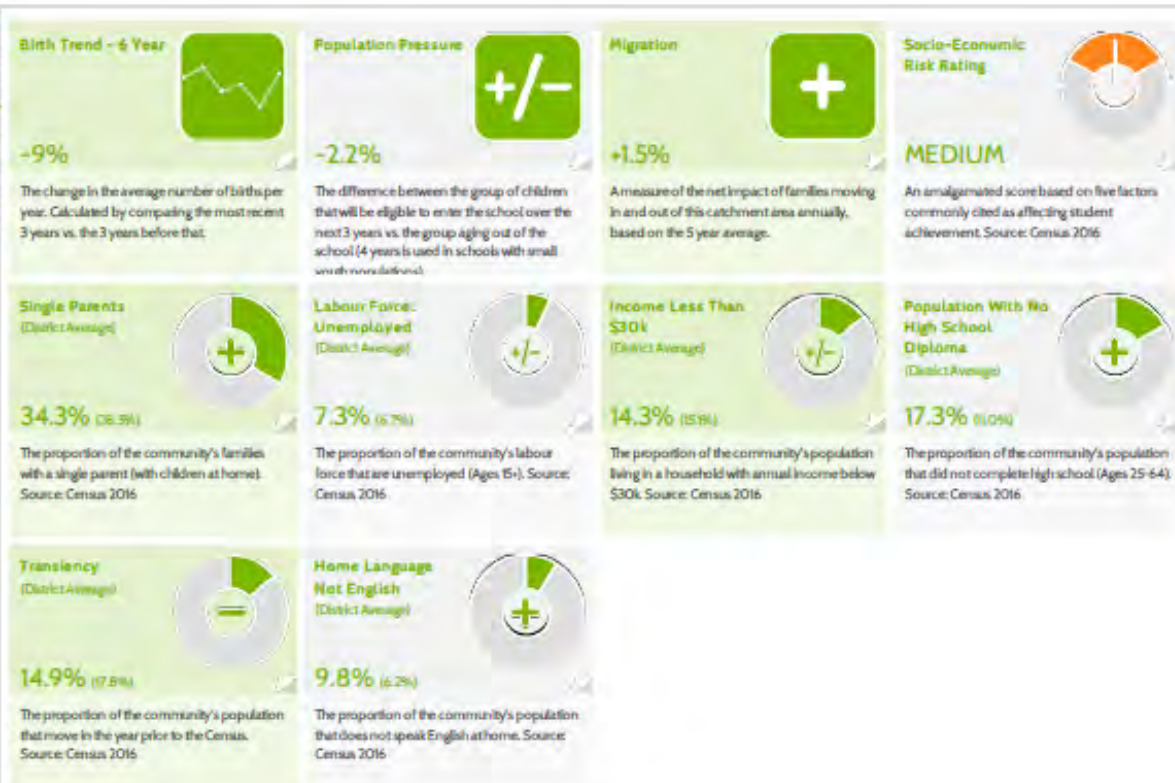
Galbraith Elementary
 1801 8th Ave. N.E., Lethbridge, AB T1H 1C5
 PRINCIPAL: S. Scheldrup
 VICE PRINCIPAL: A. Tyslau
 SECRETARY: T. Vanson
 PHONE: (403) 327-3653



Enrolment Profile



Community Profile



GENERAL STEWART ELEMENTARY SCHOOL

215 Corvette Crescent South | <http://gs.lethsd.ab.ca>

School Demographics

Year Built:	1956
Year Modernized:	2003 mechanical room addition
Number of Modular facilities:	0
Enrolment 2020-2021:	170
Projected enrolment 2025:	173
Core Capacity:	186
Total Capacity:	186
Utilization 2020-2021:	91%
Projected Utilization 2025:	93%

About the School

City Sector: South

Boundary map #: Elementary #5

Grade structure: Kindergarten to Grade 5

Programs: Working and learning in an environment where warmth, care and concern, respect and trust are evidenced every day makes General Stewart School a wonderful learning place.

Facilities Assessment

Facility condition: Good

Immediate facility needs: Flooring replacement due to chemical reaction with concrete slab.

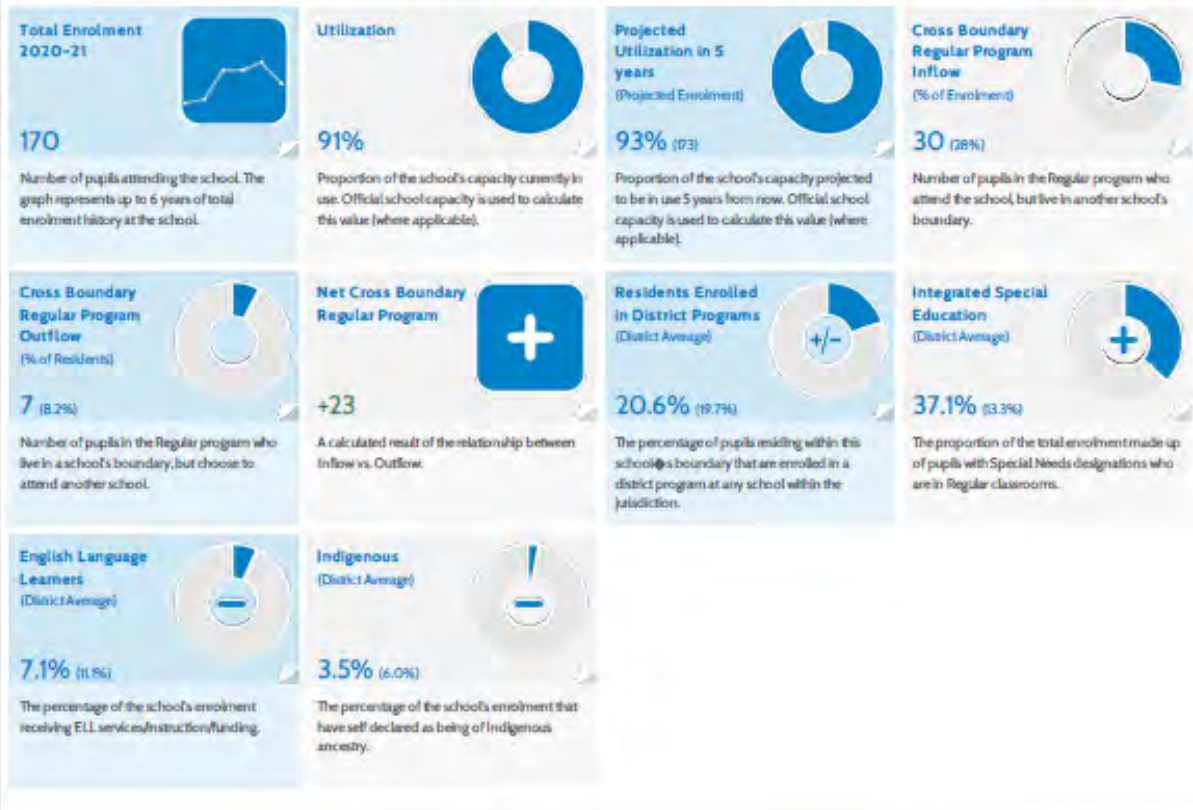
Long term facility needs: Replacement of systems, lighting and interior finishes at end of life cycle for operational effectiveness.

General Stewart Elementary
215 Corvette Cr. S., Lethbridge, AB T1J 3K6

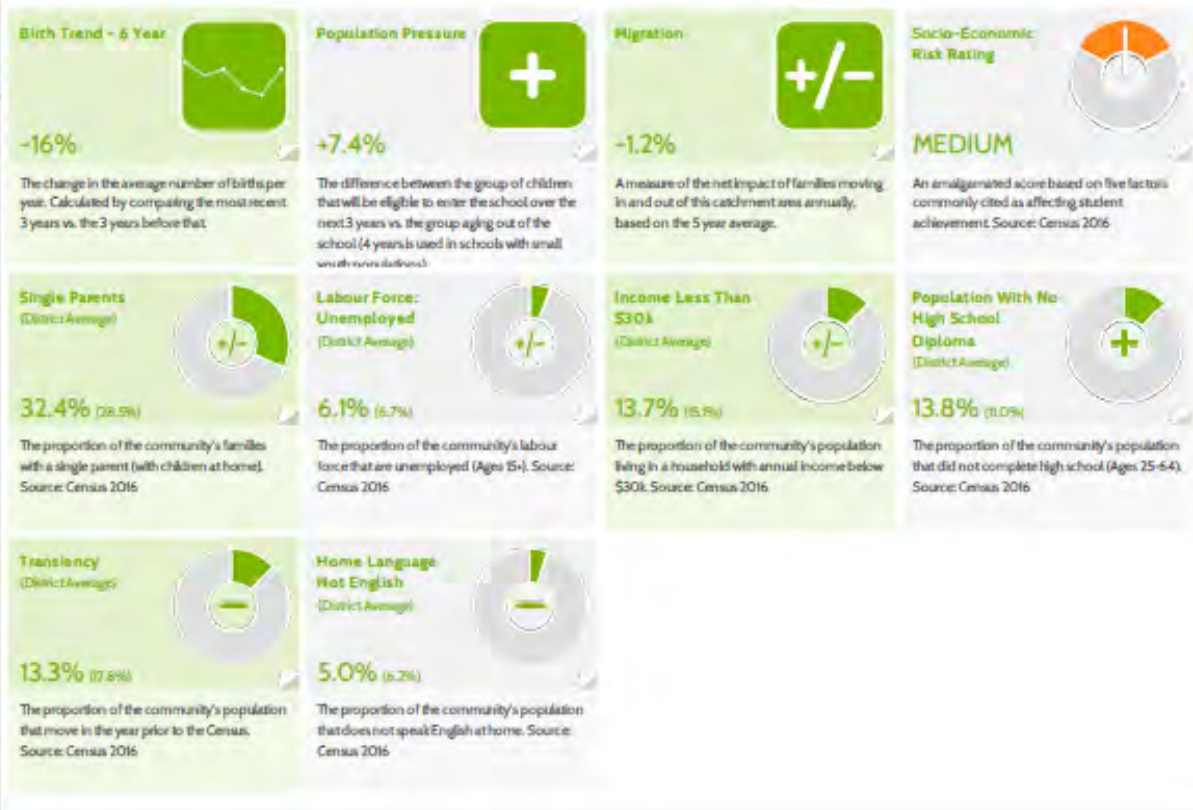
PRINCIPAL: C. Harris
SECRETARY: B. Oman
PHONE: (403) 328-1201



Enrolment Profile



Community Profile



LAKEVIEW ELEMENTARY SCHOOL

1129 Henderson Lake Blvd. S | <http://lv.lethsd.ab.ca>

School Demographics

Year Built:	1960
Year Modernized:	New classrooms 1965, addition 1974, 2003
Number of Modular facilities:	6 (modular = 150 student spaces)
Enrolment 2020-2021:	480
Projected enrolment 2025:	481
Core Capacity:	457
Total Capacity:	604
Utilization 2020-2021:	86%
Projected Utilization 2025:	82%

Note: Boundaries have been adjusted starting in 2021-2022 that will impact future enrolment and capacity. See Boundary Review Section for details.

About the School

City Sector: South

Boundary map #: Elementary #7

Grade structure: Preschool to Grade 5

Programs: The Lakeview School Community is committed to providing a positive learning environment that promotes the development of responsible, productive citizens.

Facilities Assessment

Facility condition: Acceptable

Immediate facility needs: Upgrade interior finishes for end of life cycle.

Long term facility needs: Installation of new central HVAC system, electrical systems upgrade for functionality and operational cost effectiveness.

Lakeview Elementary

1029 Henderson Lake Blvd. S., Lethbridge, AB T1K 3B6

PRINCIPAL: D. Watersley

VICE PRINCIPAL: M. McManey

SECRETARY: L. Smith/K. Luchanski

PHONE: (403) 328-5454



Enrolment Profile

Total Enrolment
2020-21

480

Number of pupils attending the school. The graph represents up to 6 years of total enrolment history at the school.

Utilization



86%

Proportion of the school's capacity currently in use. Official school capacity is used to calculate this value (where applicable).

Projected
Utilization in 5
years
(Projected Enrolment)

82% (457)

Proportion of the school's capacity projected to be in use 5 years from now. Official school capacity is used to calculate this value (where applicable).

Cross Boundary
Regular Program
Inflow
(% of Enrolment)

46 (10%)

Number of pupils in the Regular program who attend the school, but live in another school's boundary.

Cross Boundary
Regular Program
Outflow
(% of Residents)

53 (10.9%)

Number of pupils in the Regular program who live in a school's boundary, but choose to attend another school.

Net Cross Boundary
Regular Program

-7

A calculated result of the relationship between Inflow vs. Outflow.

Residents Enrolled
in District Programs
(District Average)

27.1% (19.7%)

The percentage of pupils residing within this school's boundary that are enrolled in a district program at any school within the jurisdiction.

Integrated Special
Education
(District Average)

7.9% (13.3%)

The proportion of the total enrolment made up of pupils with Special Needs designations who are in Regular classrooms.

English Language
Learners
(District Average)

14.0% (11.9%)

The percentage of the school's enrolment receiving ELL services/instruction/funding.

Indigenous
(District Average)

5.0% (6.0%)

The percentage of the school's enrolment that have self-declared as being of Indigenous ancestry.

Community Profile

Birth Trend - 5 Year



-7%

The change in the average number of births per year. Calculated by comparing the most recent 3 years vs. the 3 years before that.

Population Pressure



-20.2%

The difference between the group of children that will be eligible to enter the school over the next 3 years vs. the group aging out of the school (4 years is used in schools with small youth populations).

Migration



+0.9%

A measure of the net impact of families moving in and out of this catchment area annually, based on the 5 year average.

Socio-Economic
Risk Rating

MEDIUM

An amalgamated score based on five factors commonly cited as affecting student achievement. Source: Census 2016.

Single Parents
(District Average)

24.9% (28.5%)

The proportion of the community's families with a single parent (with children at home). Source: Census 2016.

Labour Force:
Unemployed
(District Average)

5.9% (6.7%)

The proportion of the community's labour force that are unemployed (Ages 15+). Source: Census 2016.

Income Less Than
\$30k
(District Average)

16.1% (15.9%)

The proportion of the community's population living in a household with annual income below \$30k. Source: Census 2016.

Population With No
High School
Diploma
(District Average)

9.1% (10.0%)

The proportion of the community's population that did not complete high school (Ages 25-64). Source: Census 2016.

Transiency
(District Average)

16.9% (17.8%)

The proportion of the community's population that move in the year prior to the Census. Source: Census 2016.

Home Language
Not English
(District Average)

6.8% (16.2%)

The proportion of the community's population that does not speak English at home. Source: Census 2016.

MIKE MOUNTAIN HORSE ELEMENTARY SCHOOL

155 Jerry Potts Blvd. W | <http://mmh.lethsd.ab.ca>

School Demographics

Year Built:	1986
Year Modernized:	-
Number of Modular facilities:	21 (10 relocatable, 11 modular = 525 student spaces)
Enrolment 2020-2021:	507
Projected enrolment 2025:	507
Core Capacity:	350
Total Capacity:	771
Utilization 2020-2021:	75%
Projected Utilization 2025:	75%

Note: Boundaries have been adjusted starting in 2021-2022 that will impact future enrolment and capacity. See Boundary Review Section for details.

About the School

City Sector: West
Boundary map #: Elementary #9
Grade structure: Preschool to Grade 5

Programs: MMH school provides an environment where the academic potential of each child is promoted and celebrated. MMH school is a learning community which fosters adaptability and flexibility to cope with change. MMH school is a place where all people are respected, recognized, and supported by others. MMH school provides a safe environment where people are responsible for their own academic progress, personal, and social behavior. MMH school shares the responsibility for education, involving home, school, and community through open communication and cooperation.

Facilities Assessment

Facility condition: Acceptable

Immediate facility needs: Interior finishes, aesthetics, durability and longevity upgrades

Long term facility needs: Mechanical and electrical upgrades. Requires modernization for functionality and operational cost effectiveness.

Mike Mountain Horse Elementary

55 Jerry Potts Blvd. W., Lethbridge, AB T1K 6G8

PRINCIPAL: E. Hurlett

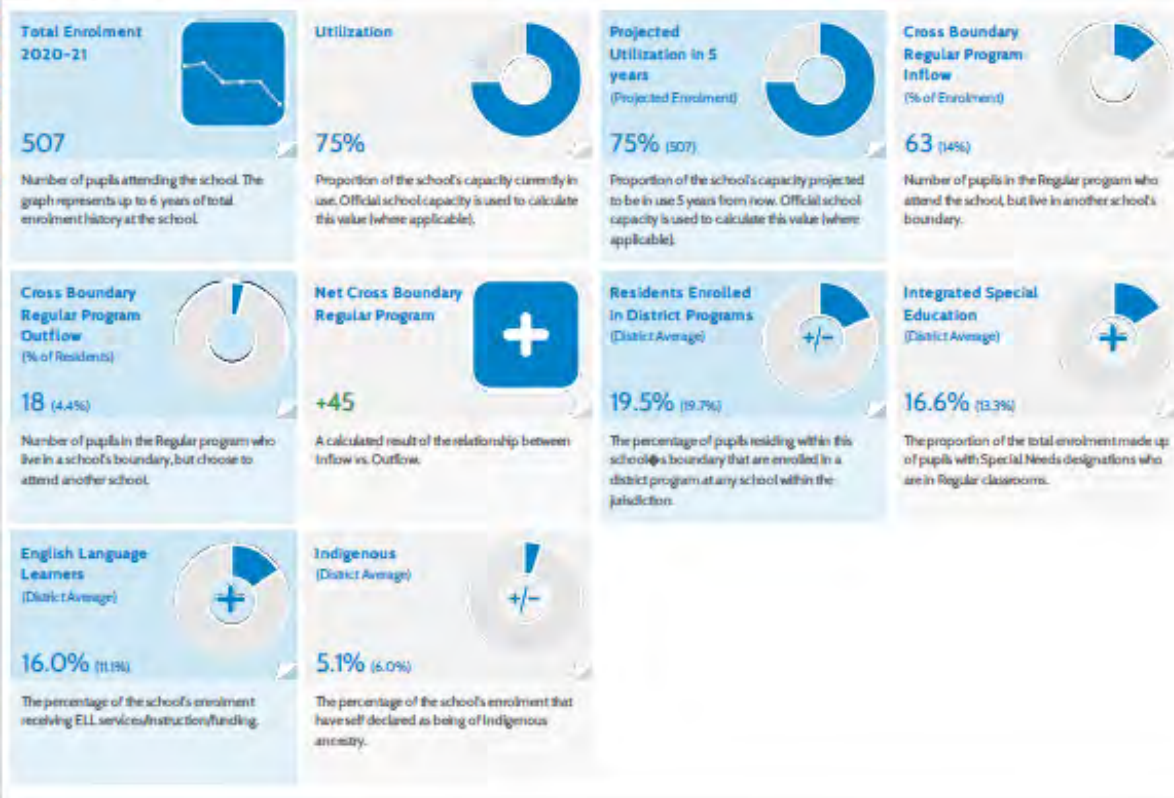
VICE PRINCIPAL: K. Taylor

SECRETARY: C. Drader/A. Stacey

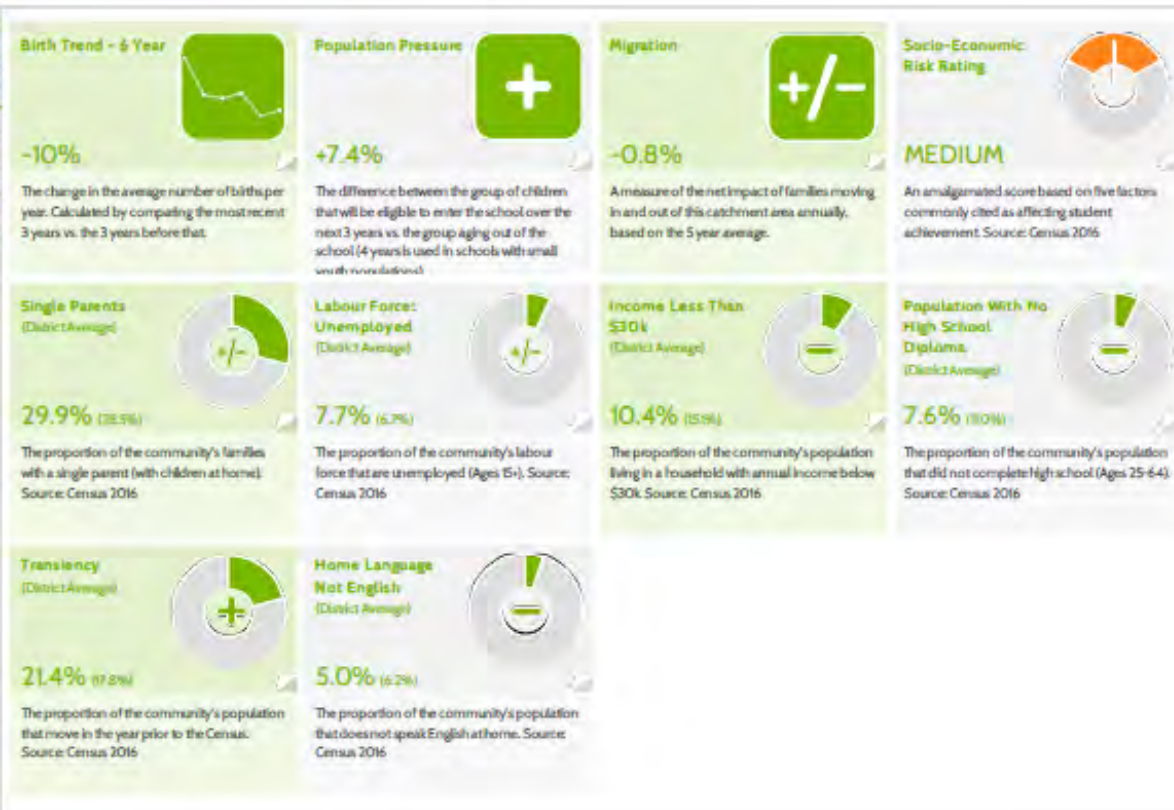
PHONE: (403) 381-2211



Enrolment Profile



Community Profile



PARK MEADOWS ELEMENTARY SCHOOL

50 Meadowlark Boulevard | <http://pm.lethsd.ab.ca>

School Demographics

Year Built:	1980
Year Modernized:	-
Number of Modular facilities:	10 (relocatable = 250 student spaces)
Enrolment 2020-2021:	325
Projected enrolment 2025:	347
Core Capacity:	300
Total Capacity:	509
Utilization 2020-2021:	64%
Projected Utilization 2025:	68%

Note: Boundaries have been adjusted starting in 2021-2022 that will impact future enrolment and capacity. See Boundary Review Section for details.

About the School

City Sector: North
Boundary map #: Elementary #2
Grade structure: Preschool to Grade 5

Programs: Our vision is to create a school where children, who are valued for their diversity, feel empowered to grow and influence their communities by taking care of themselves, others and the world.

Facilities Assessment

Facility condition: Acceptable

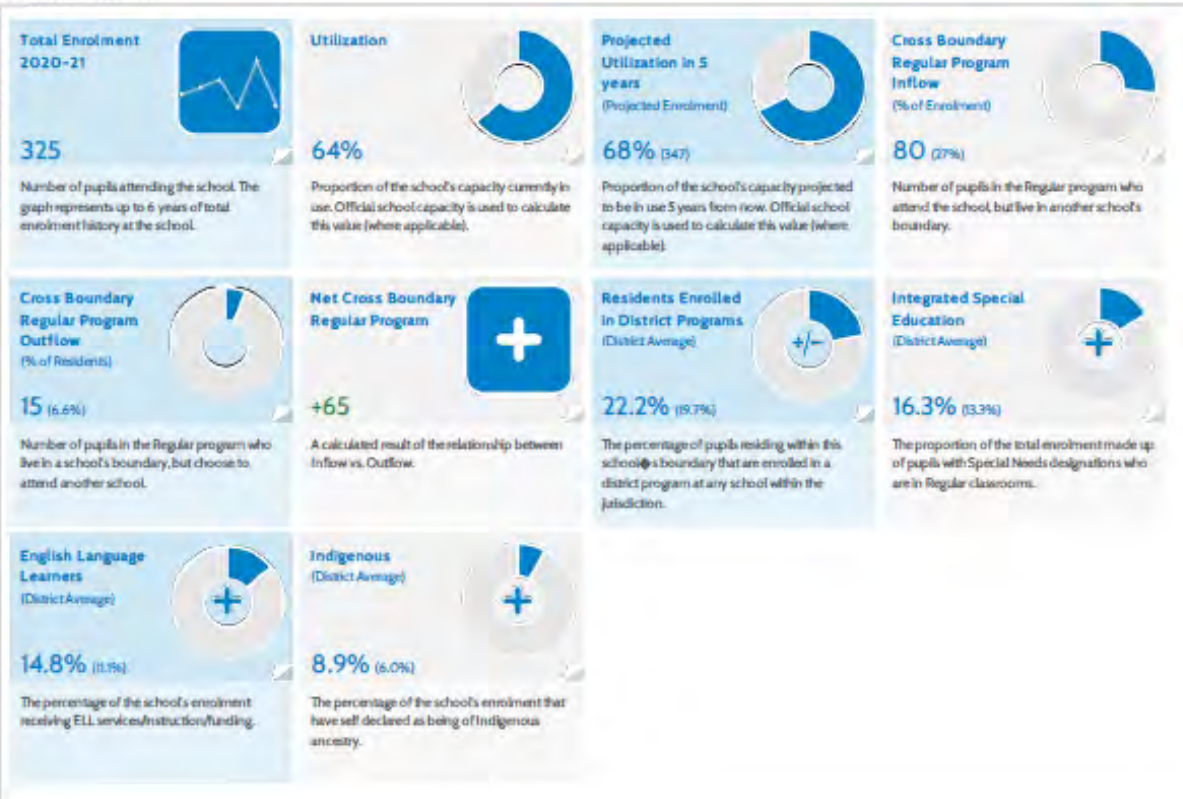
Immediate facility needs: New roof, upgrades to align teaching functionality. Ascetics, durability and functionality.

Long term facility needs: Requires modernization. Mechanical , electrical, boiler, air handling equipment replacement. Lighting upgrades for operational cost effectiveness.

Park Meadows Elementary
 30 Meadowlark Blvd. N., Lethbridge, AB T1H 4E4
PRINCIPAL: M. Blankenshaw
VICE PRINCIPAL: S. Wilkins-Laing
SECRETARY: L. Weiss
PHONE: (403) 328-9955



Enrolment Profile



Community Profile



SENATOR BUCHANAN ELEMENTARY SCHOOL

1101—7 Avenue North | <http://sb.lethsd.ab.ca>

School Demographics

Year Built:	1954
Year Modernized:	-
Number of Modular facilities:	0
Enrolment 2020-2021:	275
Projected enrolment 2025:	282
Core Capacity:	369
Total Capacity:	369
Utilization 2020-2021:	75%
Projected Utilization 2025:	76%

Note: Boundaries have been adjusted starting in 2021-2022 that will impact future enrolment and capacity. See Boundary Review Section for details.

About the School

City Sector: North
Boundary map #: Elementary #4
Grade structure: Preschool to Grade 5

Programs: Senator Buchanan Elementary School employs a Multiage Philosophy at grades 1/2, 3/4 and 4/5. Multiage classrooms reflect the understanding that although intellectual, social and emotional development happens in predictable patterns, it does so on a timetable which is unique to each child. In this setting, students have the opportunity to discover, practice and revisit concepts both as novices during their first year in a classroom and as mentors when in their second. Younger students are motivated to take academic risks as they observe their older classmates and comprehend what comes next. Older students develop confidence and extend learning and understanding as they are challenged to support their younger peers by sharing their knowledge in clear and concise ways.

Facilities Assessment

Facility condition: Marginal

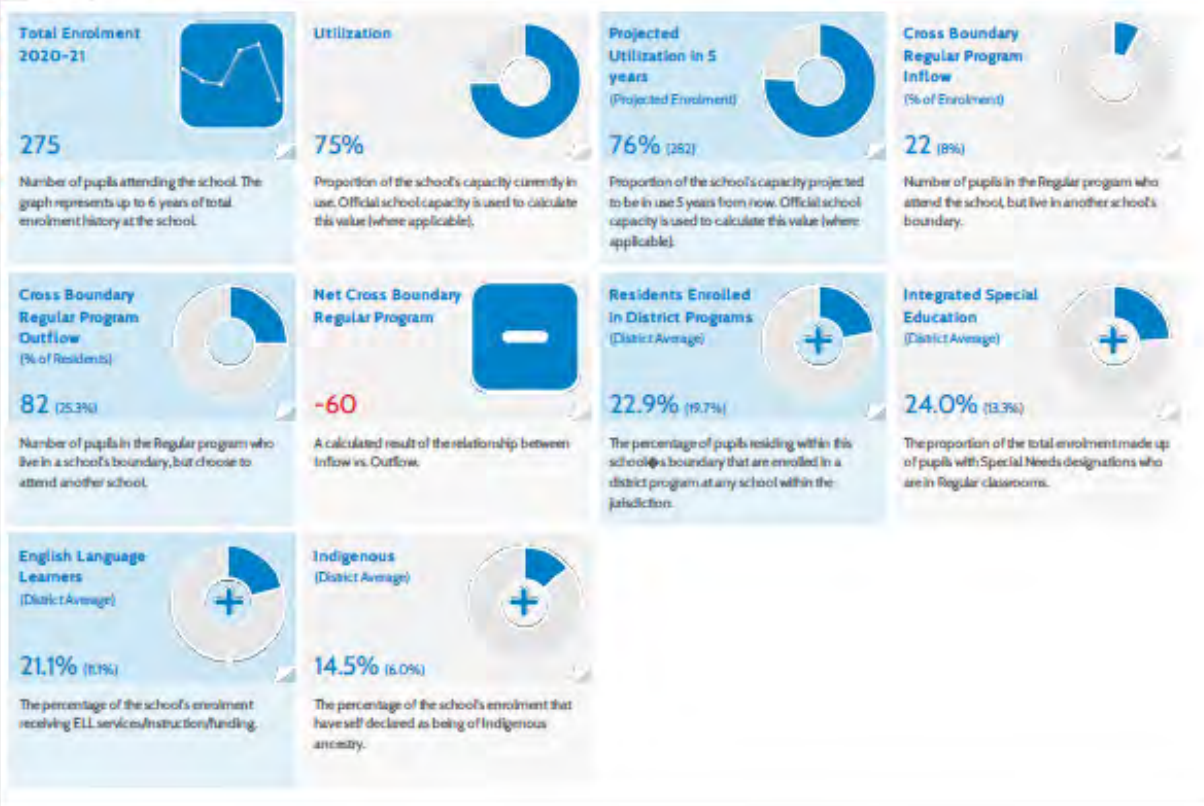
Immediate facility needs: School has had recent upgrades that are in progress such as a new ventilation system, interior finish upgrades due to end of life cycle, and light fixture replacement for operational effectiveness. The school is in need of functional space reallocation to realign with current curriculum practices. The school needs a right sized gymnasium to enable proper educational, parental and community activities. General need for a modernization of the facility.

Long term facility needs: The school requires an elevator for inclusive barrier free access to programming.

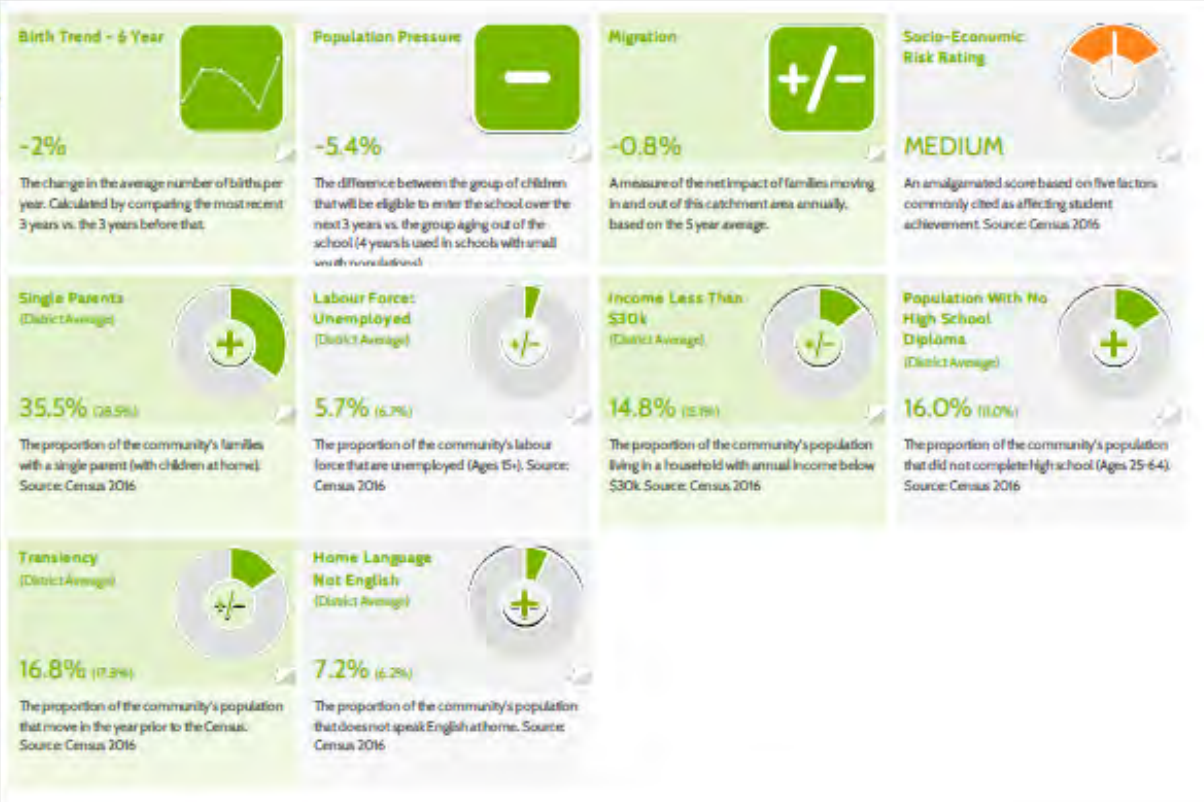
Senator Buchanan Elementary
1101 7th Ave. N., Lethbridge, AB T1H 0X7
PRINCIPAL: L. Fyfe
VICE PRINCIPAL: B. White
SECRETARY: A. McKenna/S. Payne
PHONE: (403) 327-7321



Enrolment Profile



Community Profile



WESTMINSTER ELEMENTARY SCHOOL

402—18 Street North | <http://west.lethsd.ab.ca>

School Demographics

Year Built:	1953
Year Modernized:	-
Number of Modular facilities:	0
Enrolment 2020-2021:	179
Projected enrolment 2025:	184
Core Capacity:	367
Total Capacity:	367
Utilization 2020-2021:	49%
Projected Utilization 2025:	50%

Note: Boundaries have been adjusted starting in 2021-2022 that will impact future enrolment and capacity. See Boundary Review Section for details.

About the School

City Sector: North
Boundary map #: Elementary #3
Grade structure: Preschool to Grade 5

Programs: It takes a village to raise a child. Our small population affords us the opportunity to develop strong relationships with families in order to support the learning needs of all of our students. Our classrooms are busy, active, Multi-age learning spaces that provide rich experiences for children. We offer enrichment activities, field trips, fine arts, daily breakfast, and strong co-curricular programs to support the development of the whole child. We have an active School Council and strong community partners who make our school an even better place for children.

Facilities Assessment

Facility condition: Marginal

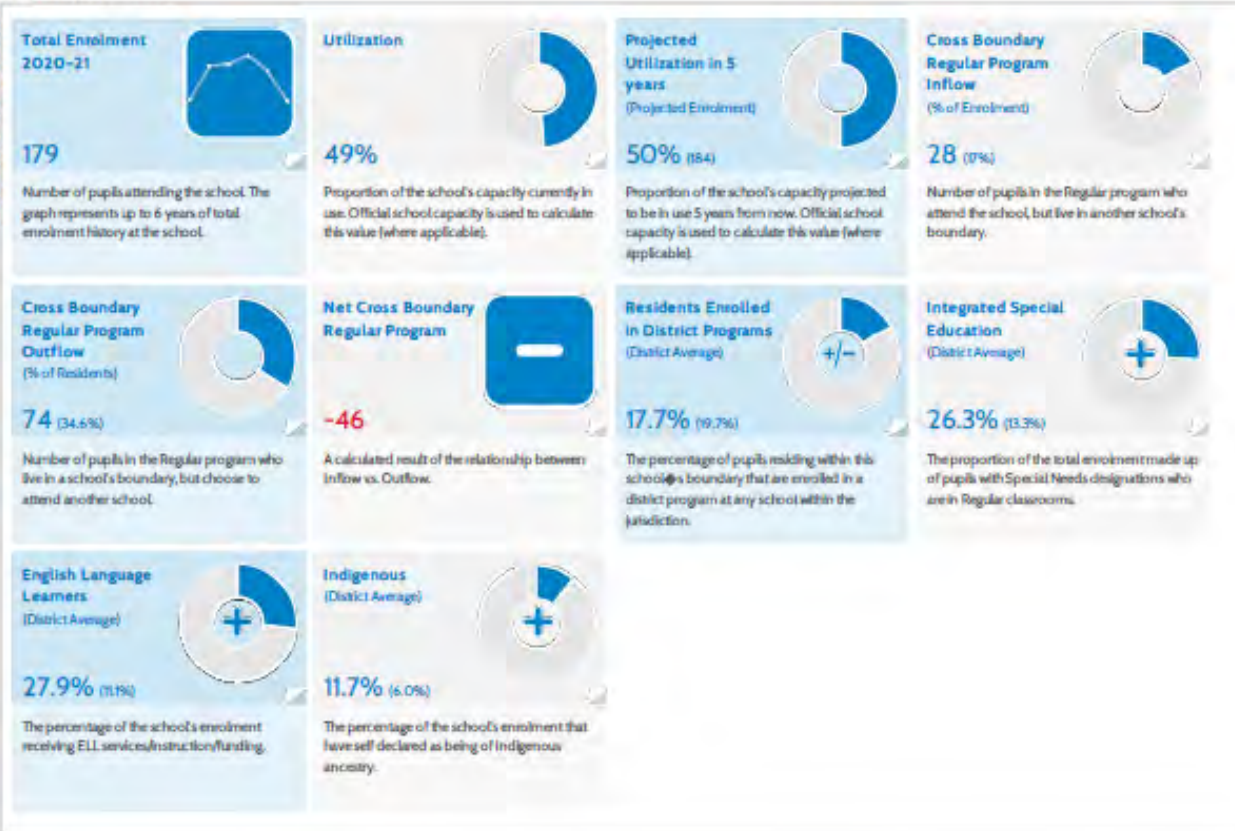
Immediate facility needs: School has had recent upgrades that are in progress such as a new ventilation system, interior finish upgrades due to end of life cycle, and light fixture replacement for operational effectiveness. The school is in need of functional space reallocation to realign with current curriculum practices. The school needs a right sized gymnasium to enable proper educational, parental and community activities. General need for a modernization of the facility.

Long term facility needs: The school requires an elevator for inclusive barrier free access to programming.

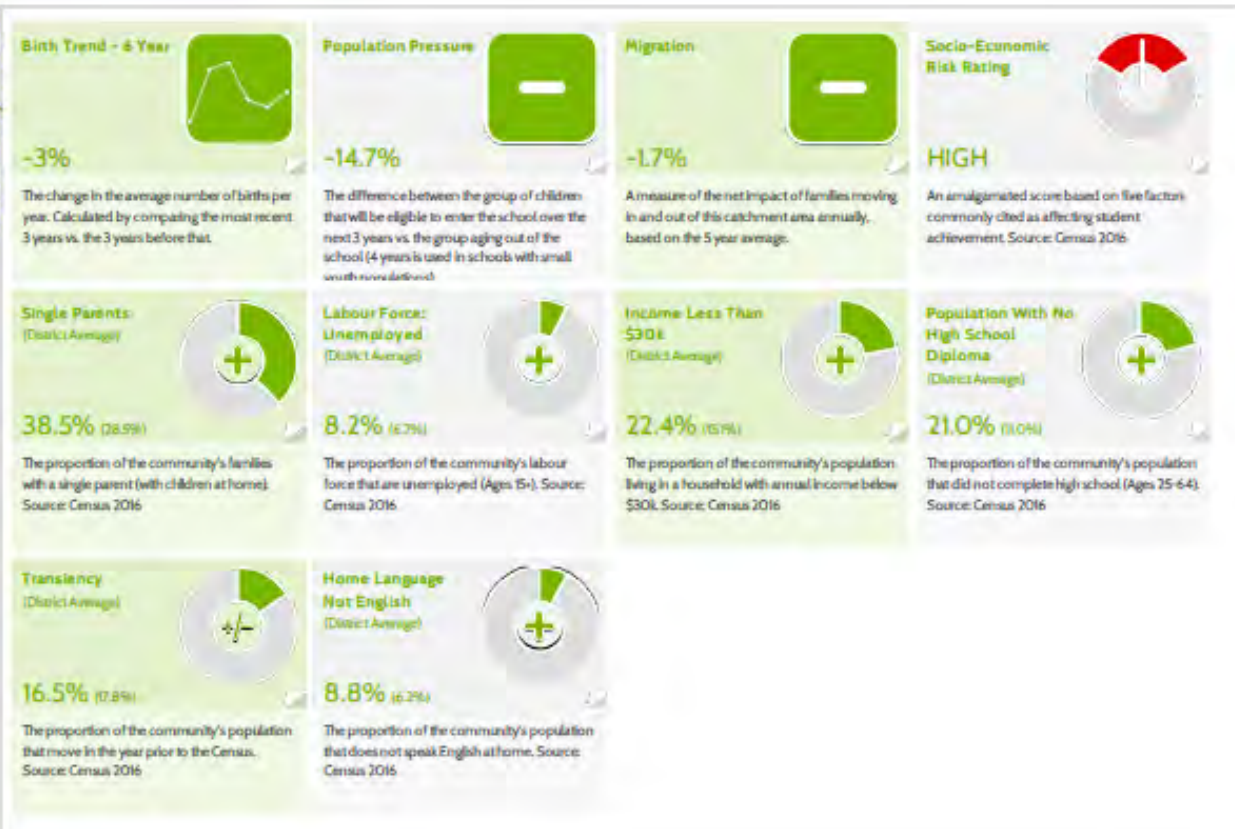
Westminster Elementary
402 18th St N., Lethbridge, AB T1H 3G4
PRINCIPAL: A. Wilde
VICE PRINCIPAL: L. Gornik-Pawelzik
SECRETARY: K. Cameron
PHONE: (403) 327-4169



Enrolment Profile



Community Profile



G.S. LAKIE MIDDLE SCHOOL

50 Blackfoot Blvd. W | <http://gsl.lethsd.ab.ca>

School Demographics

Year Built:	2003
Year Modernized:	Classroom additions 2004
Number of Modular facilities:	6 (modulars = 150 student spaces)
Enrolment 2020-2021:	496
Projected enrolment 2025:	436
Core Capacity:	600
Total Capacity:	770
Utilization 2020-2021:	64%
Projected Utilization 2025:	57%

Note: Boundary adjustments have been made effective for 2021-2022 that will impact future enrolment and capacity. See Boundary Review Section for details.

About the School

City Sector: West
Boundary map #: Middle School
Grade structure: Grades 6 to 8

Programs: As a school, Lakie strives to provide options that are available for kids to participate in which are taught by specialists in their field. Lakie also offers an amazing Athletics/Phys Ed program which allows for all students to get involved and stay active. More over, Lakie has an extensive list of extracurricular clubs and after school programs which all students are welcome to participate in. In addition to that, Lakie is very proud of it's strong Fine Arts focus which provides students with the opportunity to be involved in productions that are of the highest caliber.

Facilities Assessment

Facility condition: Acceptable to Good

Immediate facility needs: Interior finish upgrades due to life cycle

Long term facility needs: Light fixtures are near end of life cycle and require upgrade for operational cost effectiveness.

G.S. Lakie Middle

50 Blackfoot Blvd. W., Lethbridge, AB T1K 7N7

PRINCIPAL: S. Meisel/B. Desch (Acting)

VICE PRINCIPAL: A. Dewacht/R. Mather (Acting)

SECRETARY: C. Widmer/C. Maddaloni

PHONE: (403) 327-3465



Enrolment Profile

Total Enrolment
2020-21

496

Number of pupils attending the school. The graph represents up to 6 years of total enrolment history at the school.

Utilization



64%

Proportion of the school's capacity currently in use. Official school capacity is used to calculate this value (where applicable).

Projected
Utilization in 5
years
(Projected Enrolment)

57% (436)

Proportion of the school's capacity projected to be in use 5 years from now. Official school capacity is used to calculate this value (where applicable).

Cross Boundary
Regular Program
Inflow
(% of Enrolment)

39 (8%)

Number of pupils in the regular program who attend the school, but live in another school's boundary.

Cross Boundary
Regular Program
Outflow
(% of Residents)

23 (4.8%)

Number of pupils in the Regular program who live in a school's boundary, but choose to attend another school.

Net Cross Boundary
Regular Program

+16

A calculated result of the relationship between Inflow vs. Outflow.

Residents Enrolled
in District Programs
(District Average)

8.7% (19.7%)

The percentage of pupils residing within this school's boundary that are enrolled in a district program at any school within the jurisdiction.

Integrated Special
Education
(District Average)

10.9% (13.3%)

The proportion of the total enrolment made up of pupils with Special Needs designations who are in Regular classrooms.

English Language
Learners
(District Average)

12.7% (11.9%)

The percentage of the school's enrolment receiving ELL services/instruction/funding.

Indigenous
(District Average)

7.9% (6.0%)

The percentage of the school's enrolment that have self-declared as being of Indigenous ancestry.

Community Profile

Birth Trend - 5 Year



+6%

The change in the average number of births per year. Calculated by comparing the most recent 3 years vs. the 3 years before that.

Population Pressure



-13.1%

The difference between the group of children that will be eligible to enter the school over the next 3 years vs. the group aging out of the school (4 years is used in schools with small numbers of children).

Migration



+1.9%

A measure of the net impact of families moving in and out of this catchment area annually, based on the 5 year average.

Socio-Economic
Risk Rating

MEDIUM

An amalgamated score based on five factors commonly cited as affecting student achievement. Source: Census 2016.

Single Parents
(District Average)

26.7% (28.9%)

The proportion of the community's families with a single parent (with children at home). Source: Census 2016.

Labour Force:
Unemployed
(District Average)

7.5% (6.7%)

The proportion of the community's labour force that are unemployed (Ages 15+). Source: Census 2016.

Income Less Than
\$30k
(District Average)

12.3% (15.8%)

The proportion of the community's population living in a household with annual income below \$30k. Source: Census 2016.

Population With No
High School
Diploma
(District Average)

6.7% (10.0%)

The proportion of the community's population that did not complete high school (Ages 25-64). Source: Census 2016.

Transiency
(District Average)

19.3% (10.2%)

The proportion of the community's population that move in the year prior to the Census. Source: Census 2016.

Home Language
Not English
(District Average)

4.9% (6.2%)

The proportion of the community's population that does not speak English at home. Source: Census 2016.

GILBERT PATERSON MIDDLE SCHOOL

2109—12th Avenue South | <http://gp.lethsd.ab.ca>

School Demographics

Year Built:	1955
Year Modernized:	2008
Number of Modular facilities:	0
Enrolment 2020-2021:	762
Projected enrolment 2025:	783
Core Capacity:	941
Total Capacity:	941
Utilization 2020-2021:	81%
Projected Utilization 2025:	83%

About the School

City Sector: South
Boundary map #: Middle School
Grade structure: Grades 6 to 8

Programs: In addition to the basic instructional program, Gilbert Paterson Middle School also provides French Immersion programming.

Facilities Assessment

Facility condition: Good

Immediate facility needs: Functional space reallocation to realign with current curriculum practices.

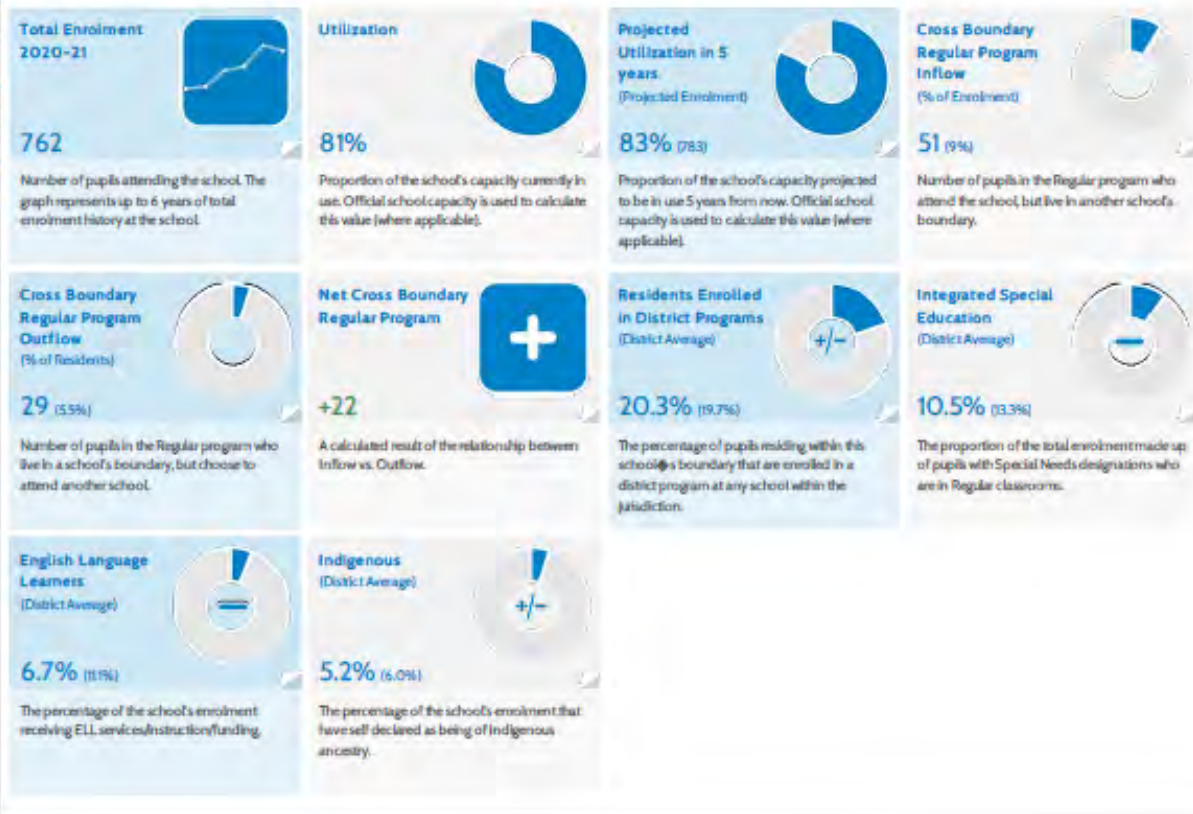
Long term facility needs: Boiler and ventilation system upgrades due to end of life cycle.

Gilbert Paterson Middle
2109 12th Ave. S., Lethbridge, AB T1K 0P1

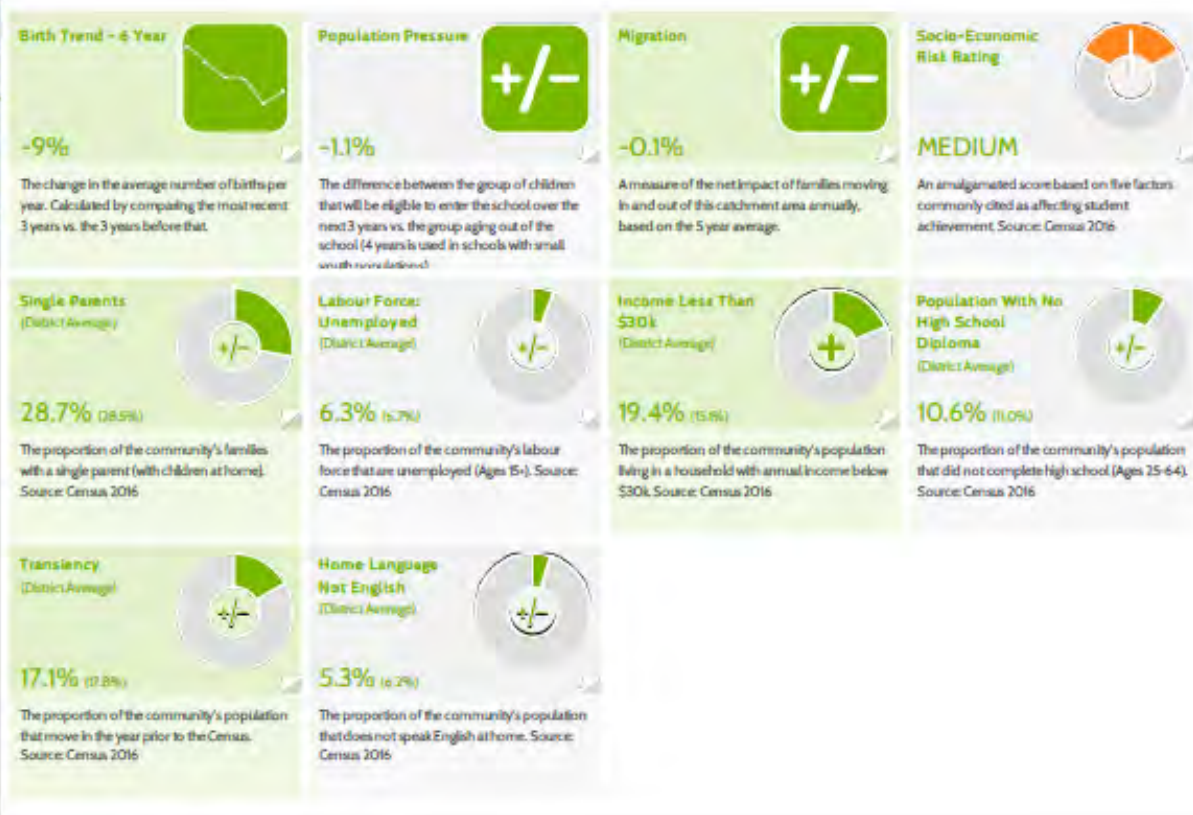
PRINCIPAL: D. Christensen
VICE PRINCIPAL: C. Thoren/M. Brunner
SECRETARY: L. Wegner/J. Wilson
PHONE: (403) 329-0125



Enrolment Profile



Community Profile



SENATOR JOYCE FAIRBAIRN MIDDLE SCHOOL

301 Rocky Mountain Blvd. W | <http://sjf.lethsd.ab.ca>

School Demographics

Year Built:	2018
Year Modernized:	-
Number of Modular facilities:	10 (modulars = 250 student spaces)
Enrolment 2020-2021:	594
Projected enrolment 2025:	735
Core Capacity:	799
Total Capacity:	799
Utilization 2020-2021:	74%
Projected Utilization 2025:	92%

* note: Future enrolment projections after two years of history may prove more enrolment more evenly split between both West Lethbridge Middle Schools. Small change to boundaries have been made for 2021-2022. See the Boundary Review Section for more details.

About the School

City Sector:	West
Boundary map #:	Middle School
Grade structure:	Grades 6 to 8

Programs: Senator Joyce Fairbairn offers educational programming and option exploration to students in grades 6 to 8. The school has initiated a laptop initiative to provide exceptional learning to all students. Through this initiative laptops will enhance the tools available to students and teachers as they navigate the curriculum together. The technology will allow students to enhance their creativity and personalize their learning styles.

Facilities Assessment

Facility condition: Excellent

Immediate facility needs: As newly constructed completing finishing and warranty work.

Long term facility needs: Maintenance of life cycle of major building components.

Senator Joyce Fairbairn Middle

301 Rocky Mountain Blvd Lethbridge, Alberta T1K 6S4

PRINCIPAL: B. Bartlett

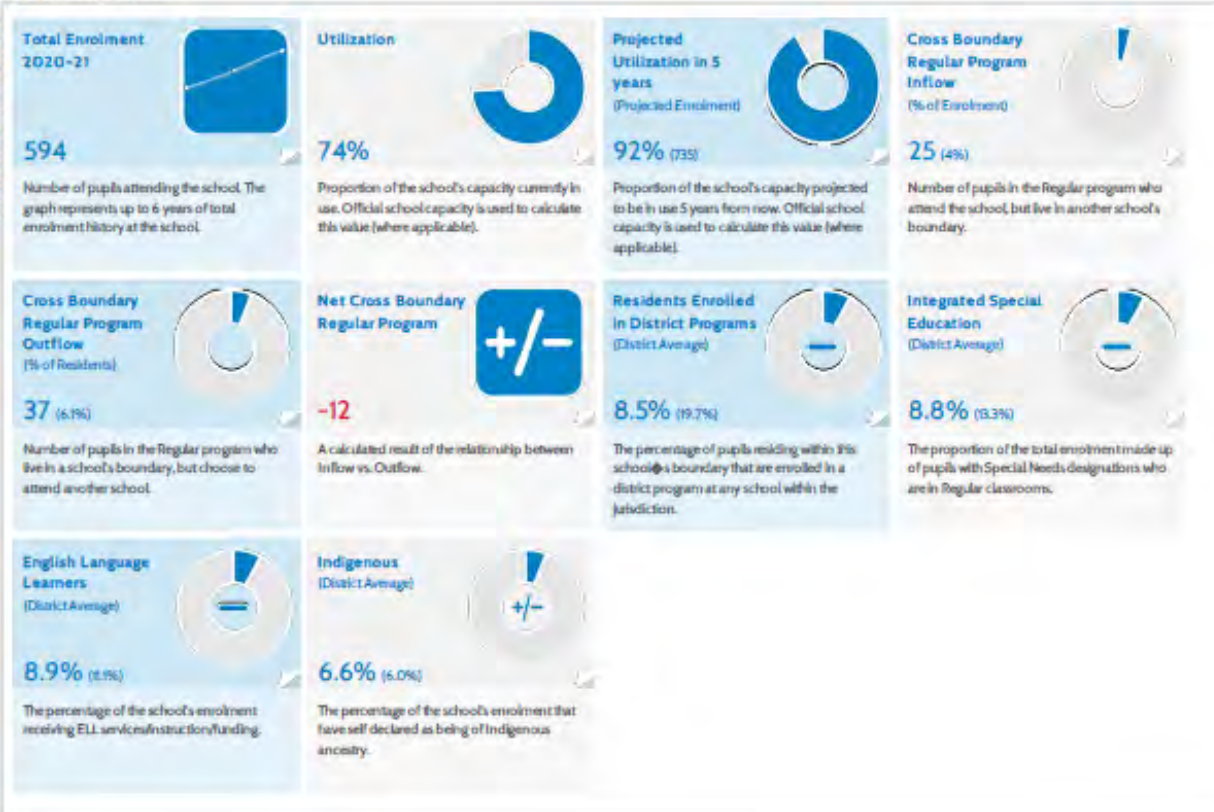
VICE PRINCIPAL: T. Hagen/R. Adamson

SECRETARY: J. Frensd/C. Okawa

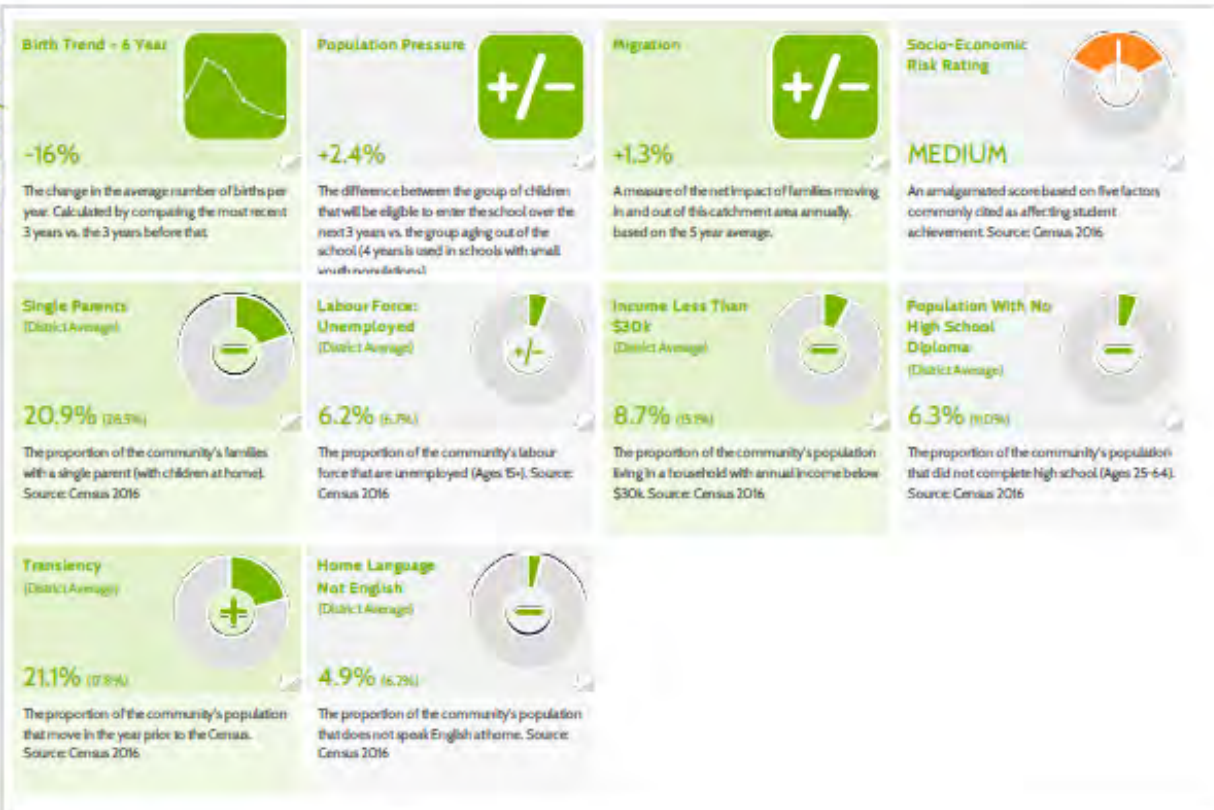
PHONE: (403) 381-2977



Enrolment Profile



Community Profile



WILSON MIDDLE SCHOOL

2003 9Ave North | <http://wms.lethsd.ab.ca>

School Demographics

Year Built:	1960
Year Modernized:	2015-2017
Number of Modular facilities:	0
Enrolment 2020-2021:	653
Projected enrolment 2025:	653
Core Capacity:	776
Total Capacity:	776
Utilization 2019-2020	74%
Projected Utilization 2025:	74%

About the School

City Sector: North
Boundary map #: Middle School
Grade structure: Grades 6 to 8

Programs: Through the Wilson Way, we have hope for tomorrow. We dream of our possibilities. We conquer through perseverance. The Wilson Way cultivates these qualities: citizenship & fairness, responsibility, respect, compassion, perseverance, trustworthiness &

Facilities Assessment

Facility condition: Good to Excellent

Immediate facility needs: The SW wing was not included in the modernization and is now required for student learning. With CMR Stimulus funds provided in 2020, the SW Wing was upgraded.

Long term facility needs: Maintain life cycle of major building components.

Wilson Middle

3003 9th Ave. N., Lethbridge, AB T1H 1E3

PRINCIPAL: D. Hawkins

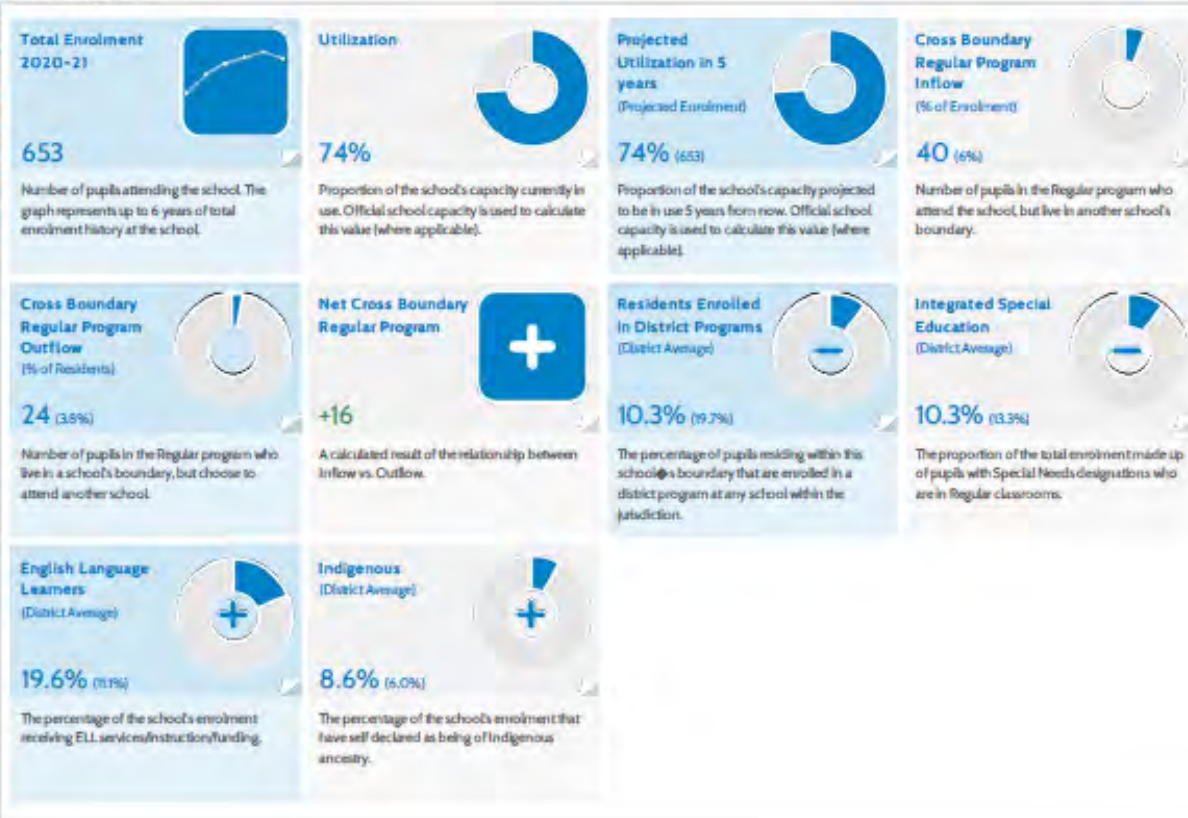
VICE PRINCIPAL: J. Halowski/K. Zelle

SECRETARY: J. Schroeder/L. Seeda

PHONE: (403) 329-3144



Enrolment Profile



Community Profile



CHINOOK HIGH SCHOOL

259 Britannia Blvd. W | <http://chs.lethsd.ab.ca>

School Demographics

Year Built:	2010
Year Modernized:	-
Number of Modular facilities:	0
Enrolment 2020-2021:	1165
Projected enrolment 2025:	1442
Core Capacity:	1375
Total Capacity:	1375
Utilization 2020-2021:	85%
Projected Utilization 2025:	105%

Chinook High School is part of the West Lethbridge Multi-Use project that has the west side branch of the Lethbridge Public Library attached to the school and to Catholic Central High School from the Holy Spirit School Division. Note: In 2021-2022 changes have been proposed to boundaries that will impact future growth projections and utilization a Chinook. See the Boundary Review Section for detail

About the School

City Sector: West
Boundary map #: High School
Grade structure: Grade 9 to 12

Programs: Chinook High School provides learning opportunities for students in grade 9 to 12. Chinook is know for its Robotics program and fine arts programming.

Facilities Assessment

Facility condition: Good

Immediate facility needs: Due to sharp rise in enrolment immediate needs are modular classroom facilities.

Long term facility needs: The School is over five years old and will begin to require more maintenance. Due to significant projected enrolment growth, more classroom space will be required through modular classrooms or review of existing student boundaries. Functional space reallocation to realign with current curricular practices.

Chinook High

259 Britannia Blvd. W., Lethbridge, AB T1J 4A3

PRINCIPAL: K. Wood

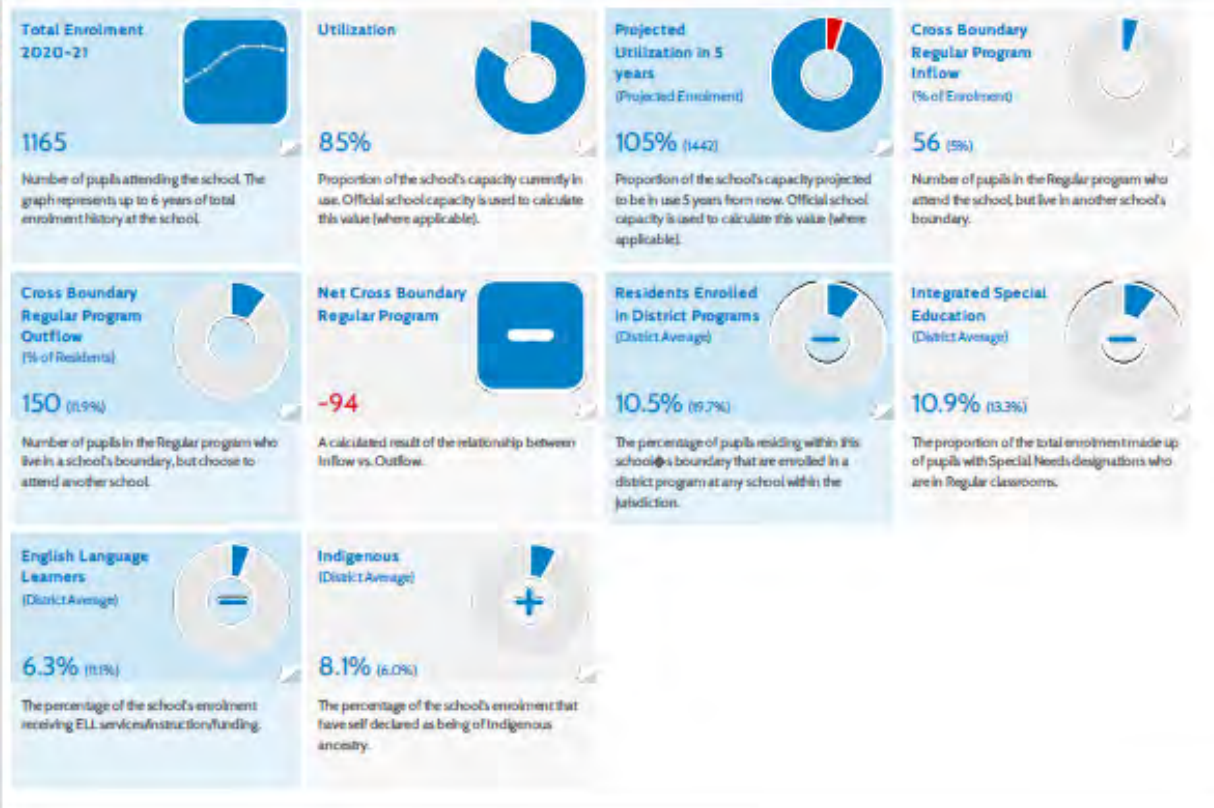
VICE PRINCIPAL: B. Foster/T. Gunningham/C. Hall

SECRETARY: C. Gubkewich/J. Freund/S. Milligan

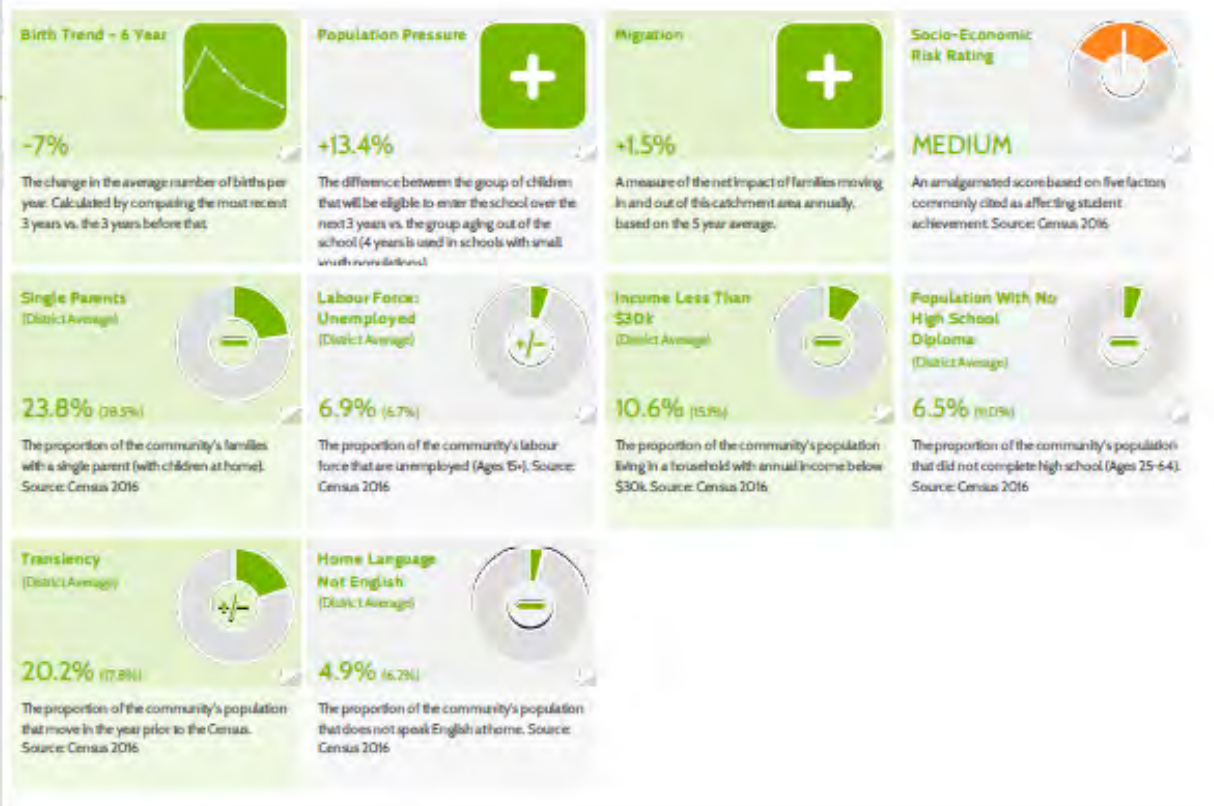
PHONE: (403) 320-7565



Enrolment Profile



Community Profile



LETHBRIDGE COLLEGIATE INSTITUTE HIGH SCHOOL

1701—5th Avenue South | <http://lci.lethsd.ab.ca>

School Demographics

Year Built:	1949
Year Modernized:	additions 1957, 1970, 1986
Number of Modular facilities:	0
Enrolment 2020-2021:	953
Projected enrolment 2025:	1065
Core Capacity:	2391
Total Capacity:	2391
Utilization 2020-2021:	43%
Projected Utilization 2025:	48%

Note: In 2021-2022 changes have been proposed to boundaries that will increase the enrolment and capacity at LCI. See the Boundary Review Section for details.

About the School

City Sector: South
Boundary map #: High School
Grade structure: Grades 9 to 12

Programs: Lethbridge Collegiate Institute exists to provide our students and community with education opportunities, experiences, and challenges through the provision of high quality Academic, Co-Curricular, and Social Programs; in a supportive, caring environment. French Immersion programming is also provided to students.

Facilities Assessment

Facility condition: Marginal

Immediate facility needs: Flooring and interior finish upgrades due to exceeding life cycle expectancy.

Long term facility needs: Functional space reallocation to realign with current curricular practices. Plumbing, mechanical and electrical system upgrades for operational cost effectiveness.

Lethbridge Collegiate
17015th Ave. S., Lethbridge, AB T1J 0W4

PRINCIPAL: W. Pallett

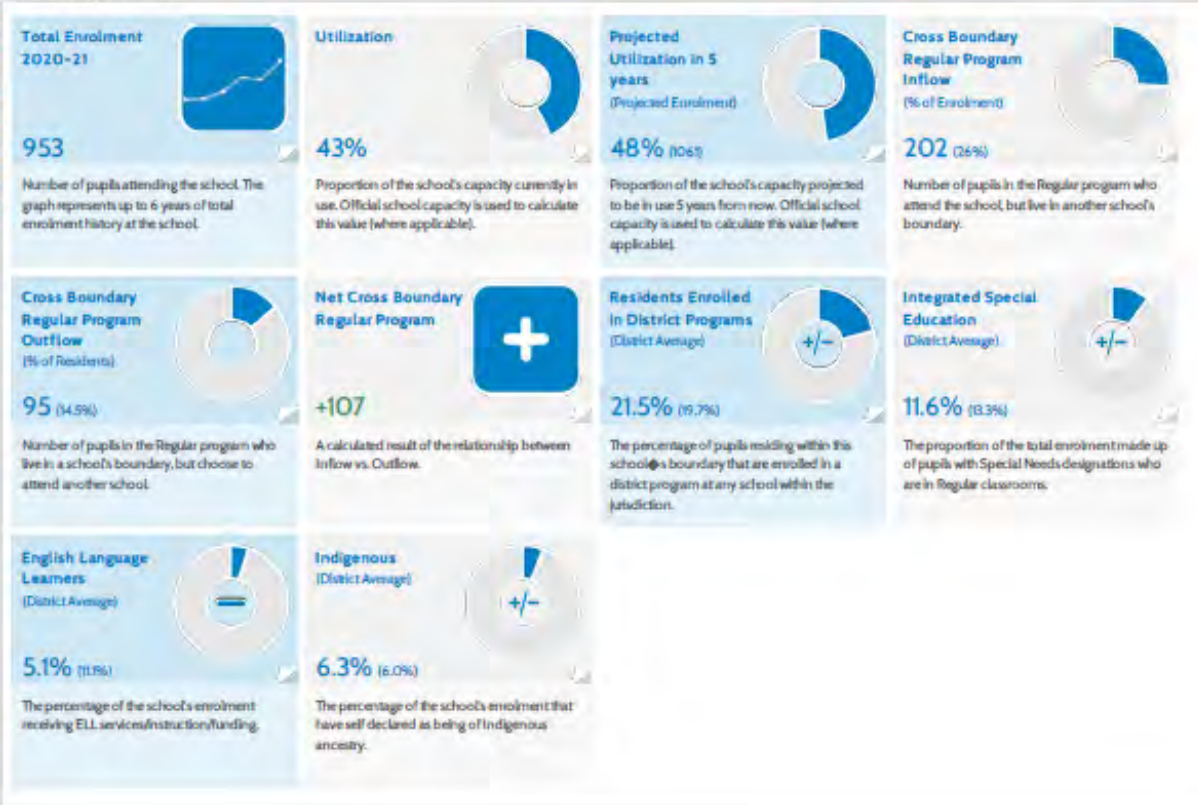
VICE PRINCIPAL: G. Vachek/K. McKenzie/K. Hurdle

SECRETARY: M. Henry/J. Dublanko

PHONE: (403) 328-9606



Enrolment Profile



Community Profile



WINSTON CHURCHILL HIGH SCHOOL

1605—15th Avenue N | <http://wchs.lethsd.ab.ca>

School Demographics



Year Built:	1967
Year Modernized:	Additions 1990, 2002
Number of Modular facilities:	0
Enrolment 2020-2021:	906
Projected enrolment 2025:	1009
Core Capacity:	1095
Total Capacity:	1095
Utilization 2020-2021:	83%
Projected Utilization 2025:	92%

About the School

City Sector: North
Boundary map #: High School
Grade structure: Grades 9 to 12

Programs: Winston Churchill High School is dedicated to providing a quality education that challenges students of all abilities in a caring environment in order that they might become life-long learners and responsible, contributing members of an ever-changing society. Winston Churchill is proud to offer students the opportunity to take a full Diploma in the International Baccalaureate Program.

Facilities Assessment

Facility condition: Good

Immediate facility needs: Flooring and interior finish upgrades due to exceeding life cycle expectancy.

Long term facility needs: Functional space reallocation to realign with current curricular practices. Plumbing, mechanical and electrical system upgrades for operational cost effectiveness.

Winston Churchill High

1605 15th Ave. N., Lethbridge, AB T1H 1W4

PRINCIPAL: T. Wong

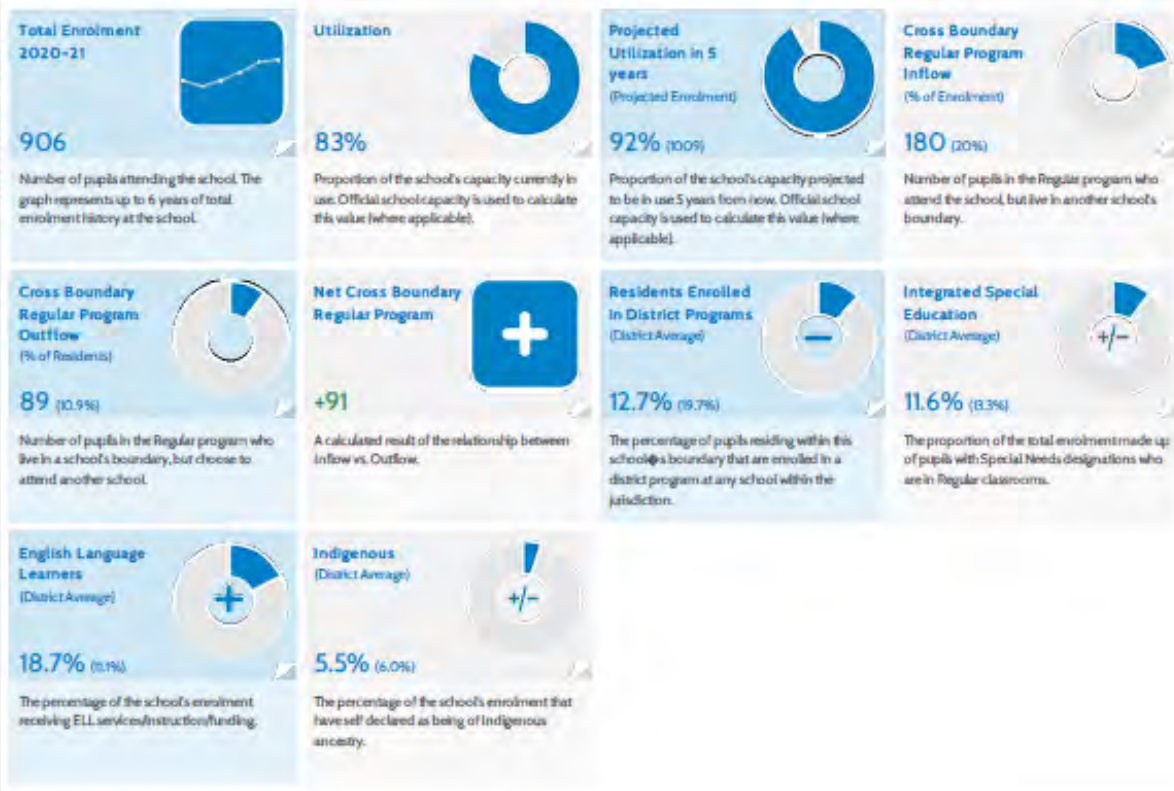
VICE PRINCIPAL: M. Day/A. Fitchett/J. Bach

SECRETARY: S. Olsen/M. Craig/D. Urban

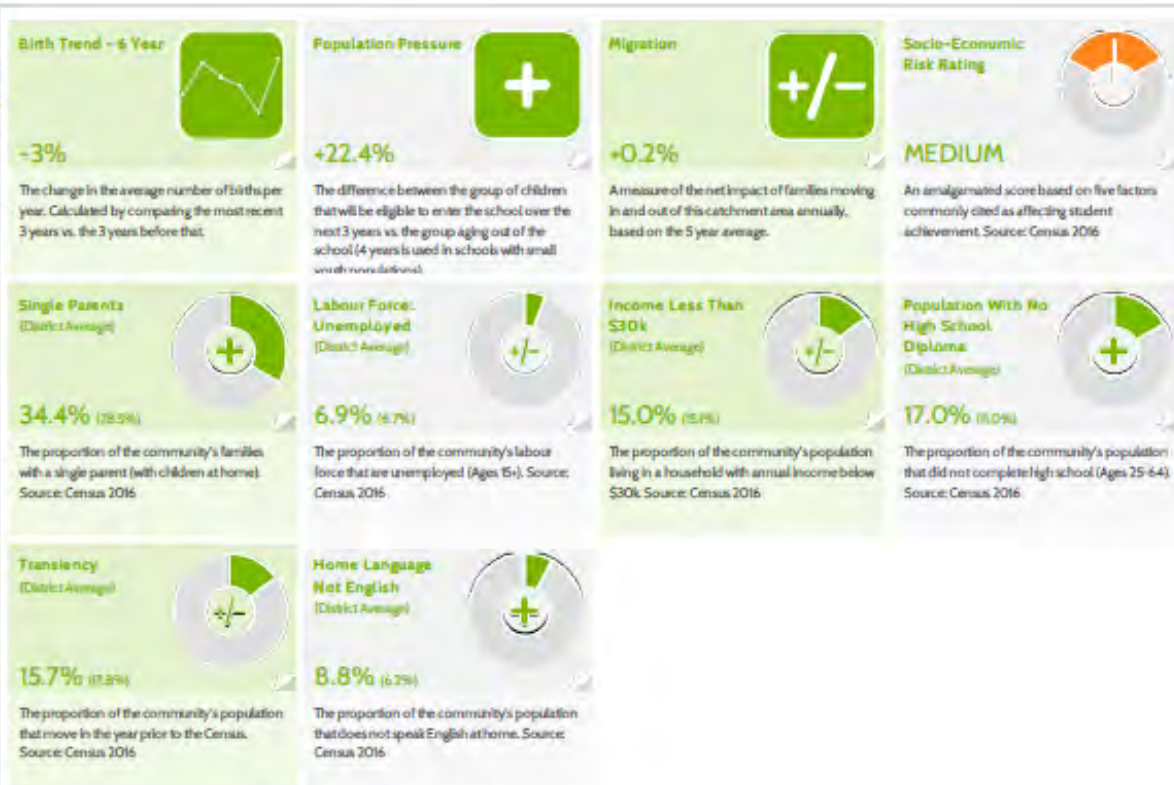
PHONE: (403) 328-4723



Enrolment Profile



Community Profile



VICTORIA PARK HIGH SCHOOL AND ALTERNATE PROGRAMS

1515—5th Ave South | <http://laspl.lethsd.ab.ca>

School Demographics

Year Built:	1958
Year Modernized:	-
Number of Modular facilities:	0
Enrolment 2020-2021:	233
Projected enrolment 2025:	250
Core Capacity:	359
Total Capacity:	359
Utilization 2019-2020	65%
Projected Utilization 2025:	70%

About the School

City Sector: South
Boundary map #: None— Open Boundary
Grade structure: Institutional programming and Grades 6-12

Programs: To provide a safe, supportive and challenging environment, with an occupational focus, that will enable students to develop academic, social and emotional skills. Our programs will accommodate unique learning styles and encourage responsible choices within flexible learning communities. Victoria Park High School will strive to maximize individual potential and to ensure that all students are equipped to meet the opportunities of education, work and life.

Facilities Assessment

Facility condition: Marginal to Acceptable

Immediate facility needs: Flooring and interior finish upgrades due to exceeding life cycle expectancy.

Long term facility needs: Functional space reallocation to realign with current curricular practices. Plumbing, mechanical and electrical system upgrades for operational cost effectiveness.

Victoria Park High and Alternate Programs

1515 5th Ave. S., Lethbridge, AB T1J 2M4

PRINCIPAL: C. King

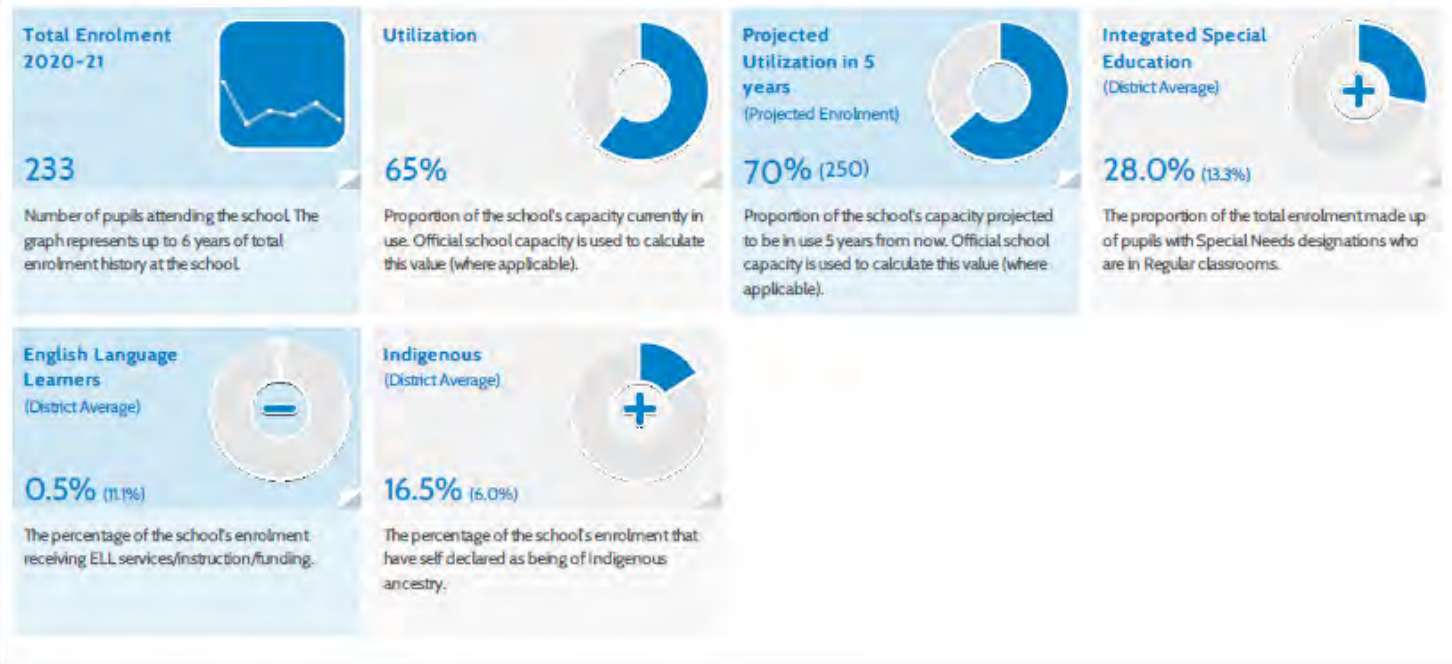
VICE PRINCIPAL: R. Dueck/R. Scott S

SECRETARY: L. Chase/S. Trempler P

PHONE: (403) 327-3945



Enrolment Profile



VICTORIA PARK MOTTO

MY CHOICE, MY PATH, MY FUTURE speaks to the approach we take putting each student in the centre of his or her plan. We consult with students as to their needs and goals, then design an educational plan to help ensure their success. Our staff feels like it is a privilege to serve each student and honours the choice students make to be a part of our community.

We believe that our students are unique and capable learners who deserve a spectrum of creative opportunities to achieve success in a safe and caring, respectful, and supportive environment that will provide them with skills for now and in the future.

IMMANUEL CHRISTIAN ELEMENTARY SCHOOL

2010 5th Ave N. | <http://ices.lethsd.ab.ca>

School Demographics

Year Built:	N/A
Year Modernized:	N/A
Number of Modular facilities:	N/A
Enrolment 2020-2021:	251
Projected enrolment 2025:	327
Core Capacity:	310
Total Capacity:	310
Utilization 2020-2021:	81%
Projected Utilization 2025:	105%

About the School

City Sector:	North
Boundary map #:	None - Open Boundary
Grade structure:	Preschool to Grade 5
Programs:	Immanuel Christian Elementary School is an Alternative Christian Program. That provides educational opportunities within a Christian Environment.

Facilities Assessment

Facility condition:	N/A
Immediate facility needs:	N/A
Long term facility needs:	N/A

NOTE:

This school is owned and maintained by The Society for Christian Education in Southern Alberta.

Immanuel Christian Elementary
2010 5th Ave. N., Lethbridge, AB T1H 0N5

PRINCIPAL: B. Wall

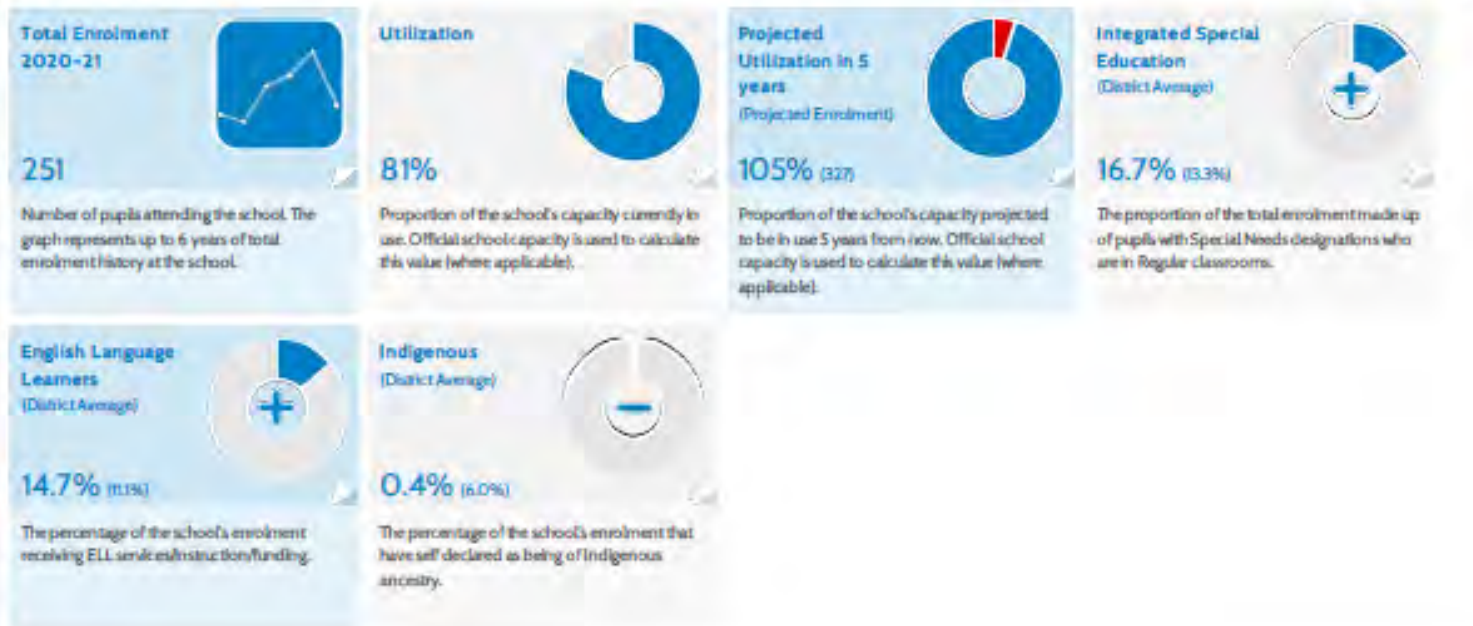
VICE PRINCIPAL: A. Groll

SECRETARY: T. Schellenberg

PHONE: (403) 317-7860



Enrolment Profile



IMMANUEL CHRISTIAN MOTTO

To provide a Christian environment in which God calls His children to develop and use their gifts for joyful service in His kingdom.

IMMANUEL CHRISTIAN SECONDARY SCHOOL

802 6th Ave North | <http://ics.lethsd.ab.ca>

School Demographics

Year Built:	N/A
Year Modernized:	N/A
Number of Modular facilities:	N/A
Enrolment 2020-2021:	290
Projected enrolment 2025:	381
Core Capacity:	657
Total Capacity:	657
Utilization 2020-2021:	44%
Projected Utilization 2025:	58%

About the School

City Sector:	North
Boundary map #:	None – Open Boundary
Grade structure:	Grades 6 to 12

Programs: Immanuel Christian Secondary School is an Alternative Christian Program. That provides educational opportunities within a Christian Environment.

Facilities Assessment

Facility condition:	N/A
Immediate facility needs:	N/A
Long term facility needs:	N/A

NOTE:

This school is owned and maintained by The Society for Christian Education in Southern Alberta.

Immanuel Christian Secondary

802 6th Ave. N., Lethbridge, AB T1H 0S1

PRINCIPAL: M. Bekkering

VICE PRINCIPAL: L. Witten

SECRETARY: K. Kranzler-Bochar

PHONE: (403) 328-4783



Total Enrolment 2020-21



290

Number of pupils attending the school. The graph represents up to 6 years of total enrolment history at the school.

Utilization



44%

Proportion of the school's capacity currently in use. Official school capacity is used to calculate this value (where applicable).

Projected Utilization in 5 years (Projected Enrolment)



58% (381)

Proportion of the school's capacity projected to be in use 5 years from now. Official school capacity is used to calculate this value (where applicable).

Integrated Special Education (District Average)



6.9% (13.3%)

The proportion of the total enrolment made up of pupils with Special Needs designations who are in Regular classrooms.

English Language Learners (District Average)



9.7% (11.1%)

The percentage of the school's enrolment receiving ELL services/instruction/funding.

Indigenous (District Average)



1.0% (6.0%)

The percentage of the school's enrolment that have self-declared as being of Indigenous ancestry.

IMMANUEL CHRISTIAN MOTTO

To provide a Christian environment in which God calls His children to develop and use their gifts for joyful service in His kingdom.

LETHBRIDGE CHRISTIAN SCHOOL

3 St. James Blvd North | <http://lcs.lethsd.ab.ca>

School Demographics

Year Built:	N/A
Year Modernized:	Addition 2020
Number of Modular facilities:	N/A
Enrolment 2020-2021:	201
Projected enrolment 2025:	248
Core Capacity:	346
Total Capacity:	346
Utilization 2020-2021:	58%
Projected Utilization 2025:	70%

Note: Lethbridge Christian has recently completed an addition on the building

About the School

City Sector:	North
Boundary map #:	None – Open Boundary
Grade structure:	Kindergarten to Grade 5

Programs: Lethbridge Christian School is an Alternative Christian Program. That provides educational opportunities within a Christian Environment.

Facilities Assessment

Facility condition:	N/A
Immediate facility needs:	N/A
Long term facility needs:	N/A

NOTE:

This school is owned and maintained by The Society for Christian Education in Southern Alberta.

Lethbridge Christian

3 St. James Blvd. N., Lethbridge, AB T1H 6K6

PRINCIPAL: S. Alaric**VICE PRINCIPAL:** L. Van Roon**SECRETARY:** M. Harding**PHONE:** (403) 320-0677**Total Enrolment
2020-21****201**

Number of pupils attending the school. The graph represents up to 6 years of total enrolment history at the school.

Utilization**58%**

Proportion of the school's capacity currently in use. Official school capacity is used to calculate this value (where applicable).

**Projected
Utilization in 5
years
(Projected Enrolment)****70% (248)**

Proportion of the school's capacity projected to be in use 5 years from now. Official school capacity is used to calculate this value (where applicable).

**Integrated Special
Education
(District Average)****25.9% (13.3%)**

The proportion of the total enrolment made up of pupils with Special Needs designations who are in Regular classrooms.

**English Language
Learners
(District Average)****14.4% (11.1%)**

The percentage of the school's enrolment receiving ELL services/instruction/funding.

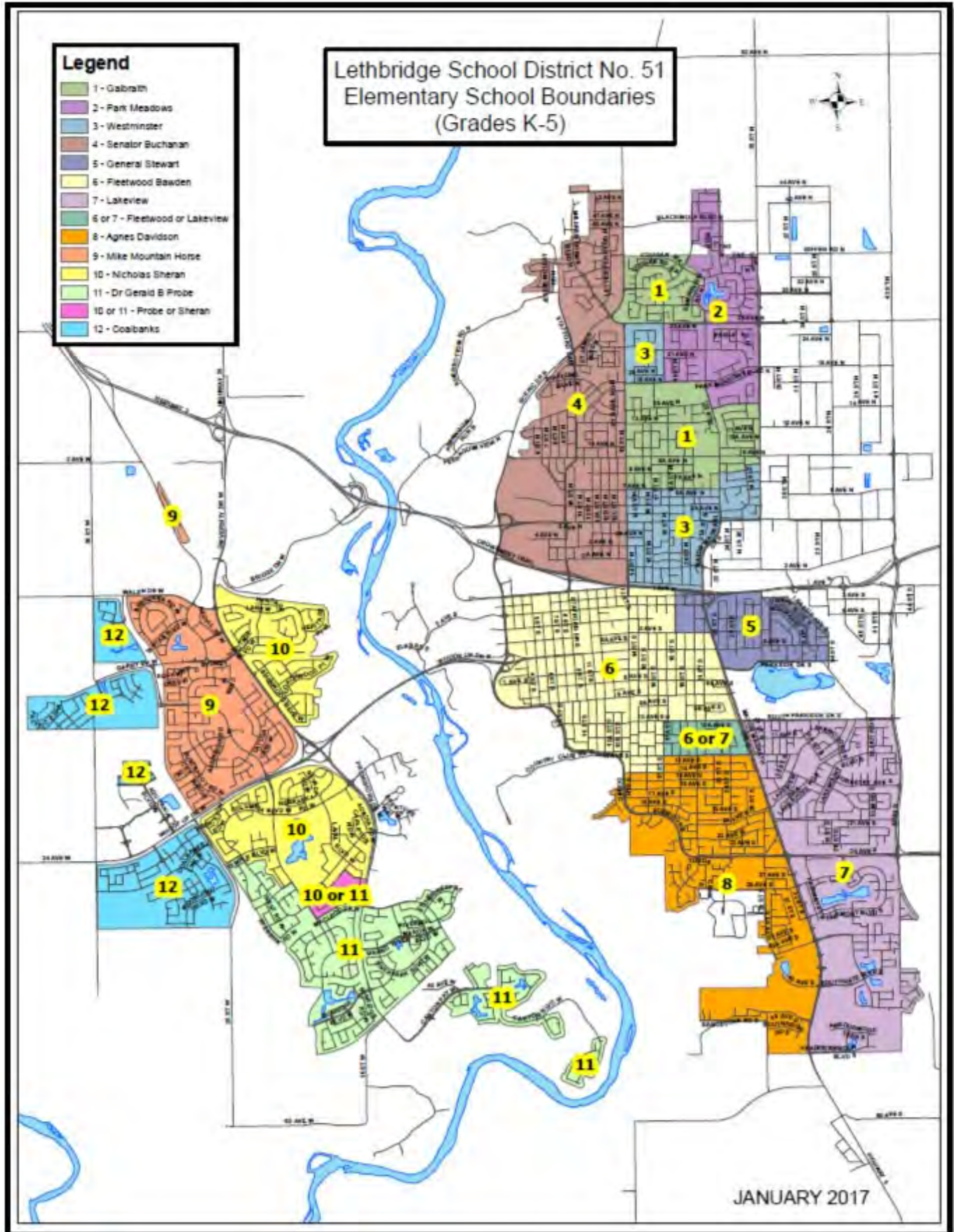
**Indigenous
(District Average)****0.5% (6.0%)**

The percentage of the school's enrolment that have self declared as being of Indigenous ancestry.

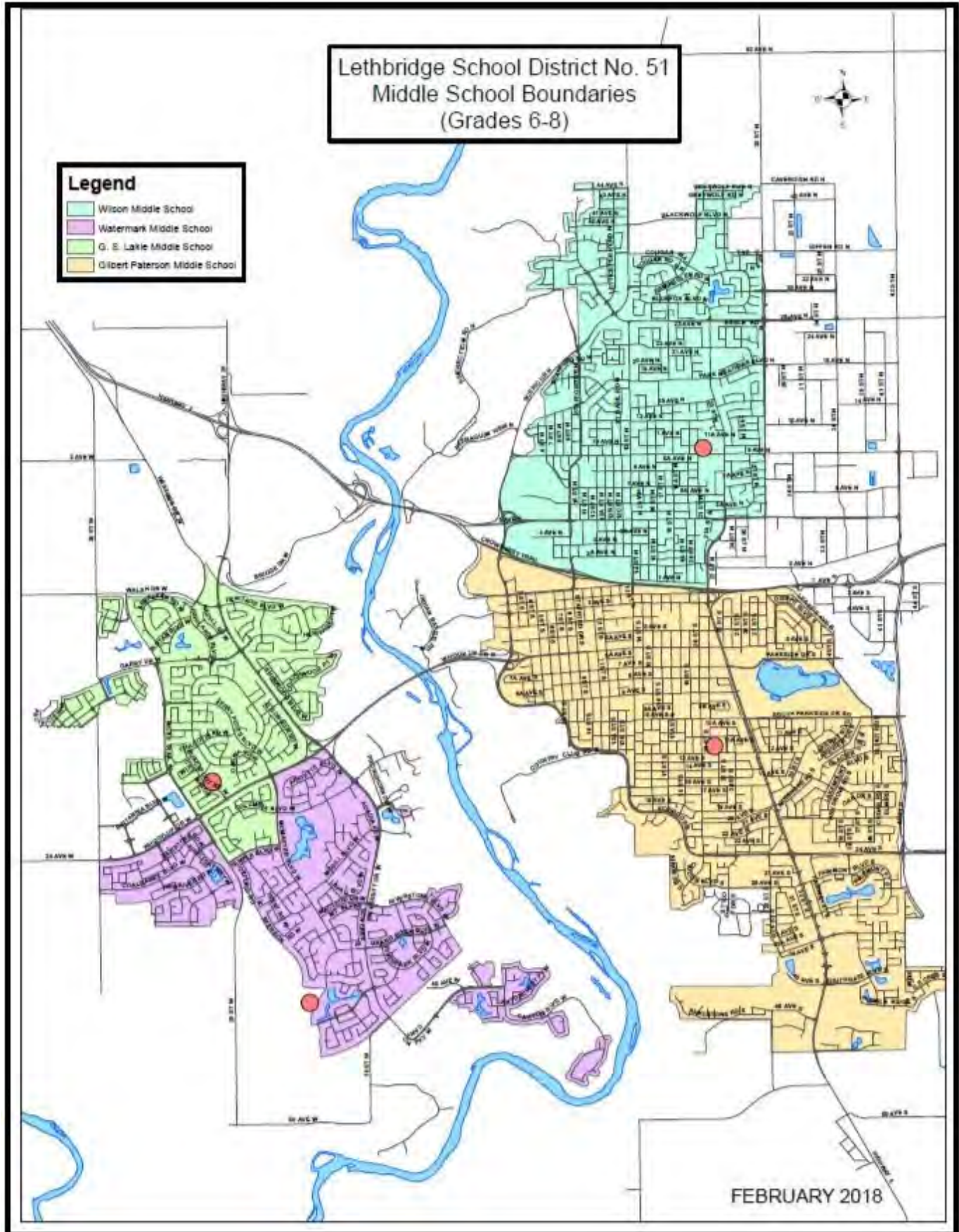
SCHOOL MOTTO

Lethbridge Christian School exists to provide students with a Christ-centered education in an interdenominational setting, challenging them to lifelong excellence as they grow in knowledge and love, and in obedience to Jesus Christ.

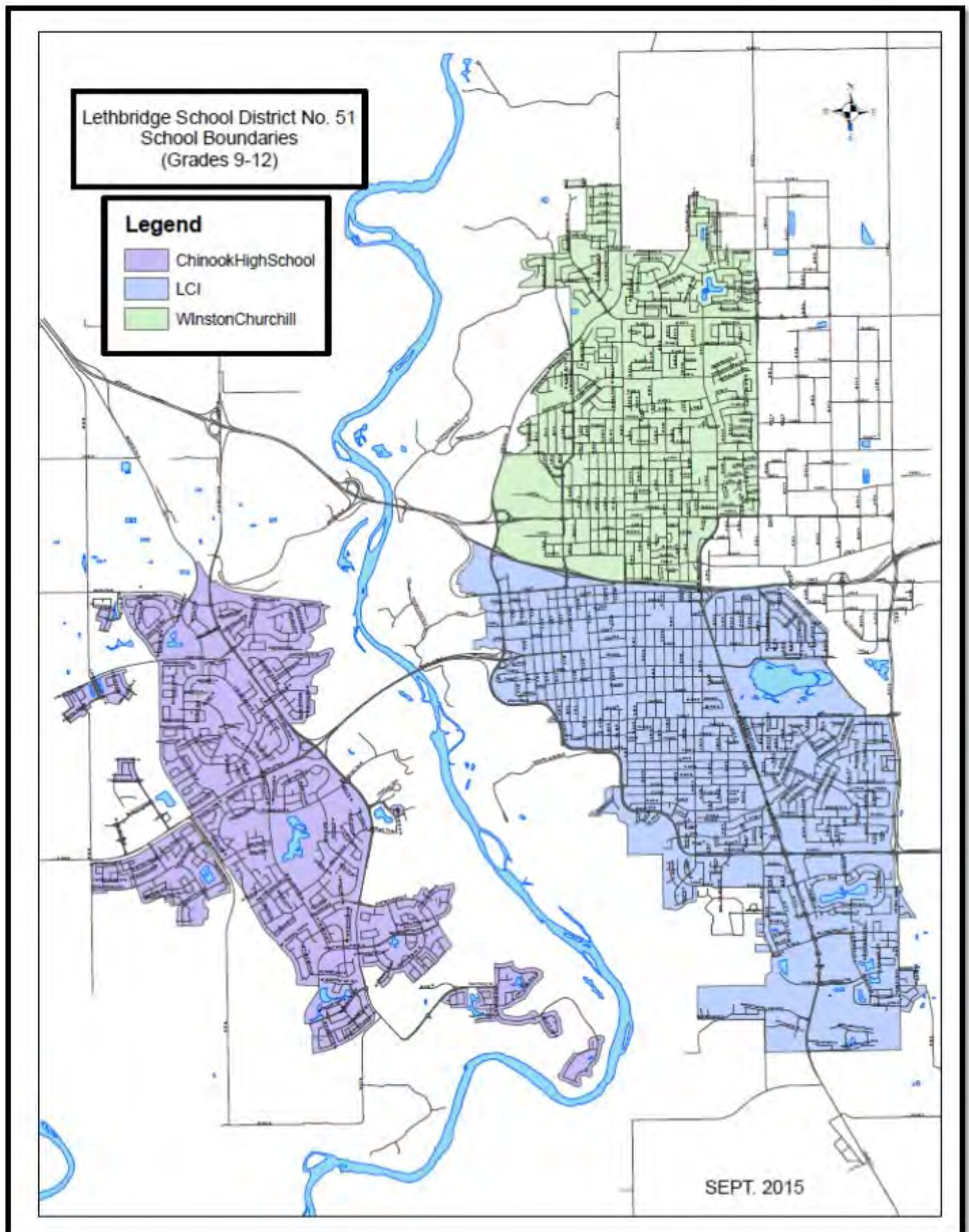
SCHOOL BOUNDARIES



SCHOOL BOUNDARIES



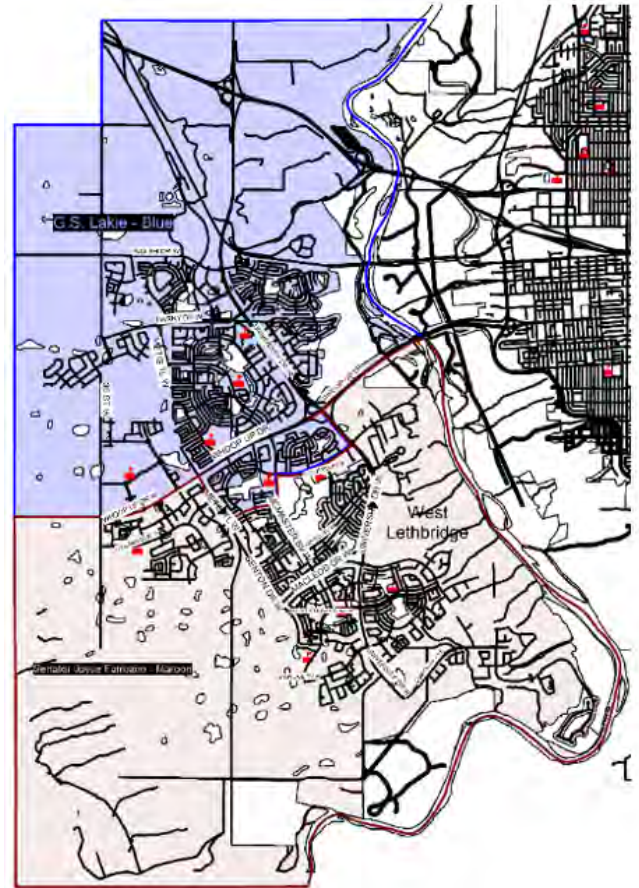
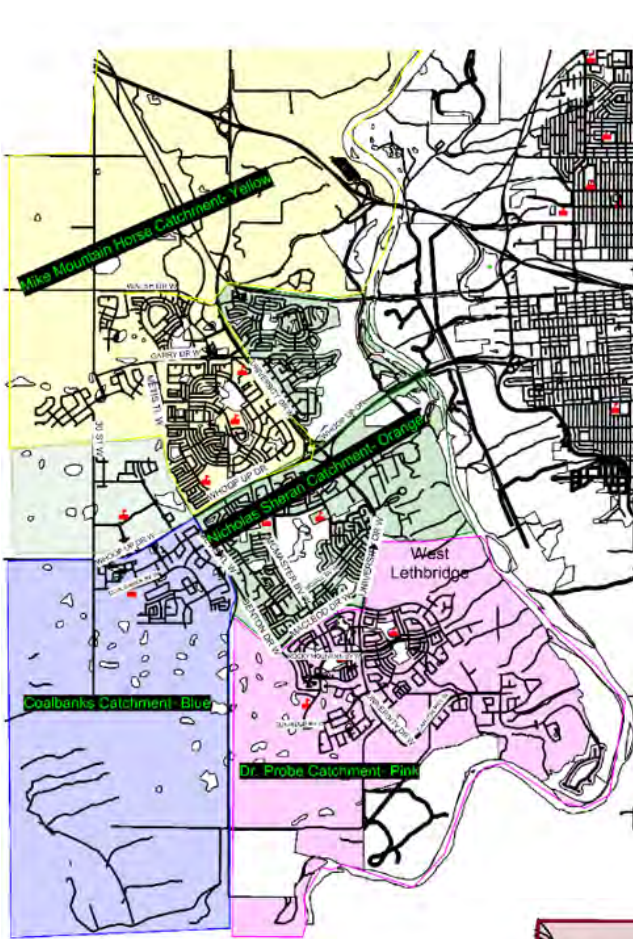
SCHOOL BOUNDARIES



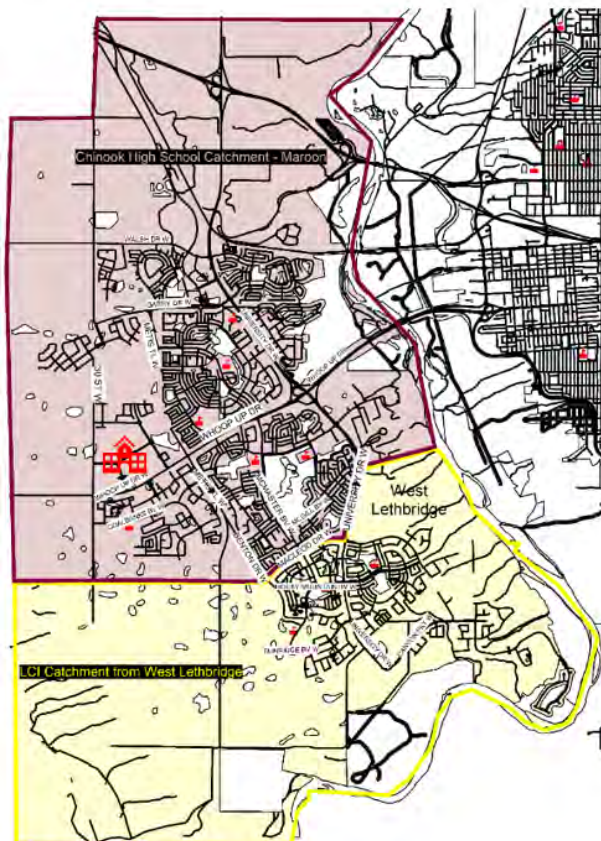
SCHOOL BOUNDARIES- NEW 2021-2022

West Lethbridge Elementary School

West Lethbridge Middle School

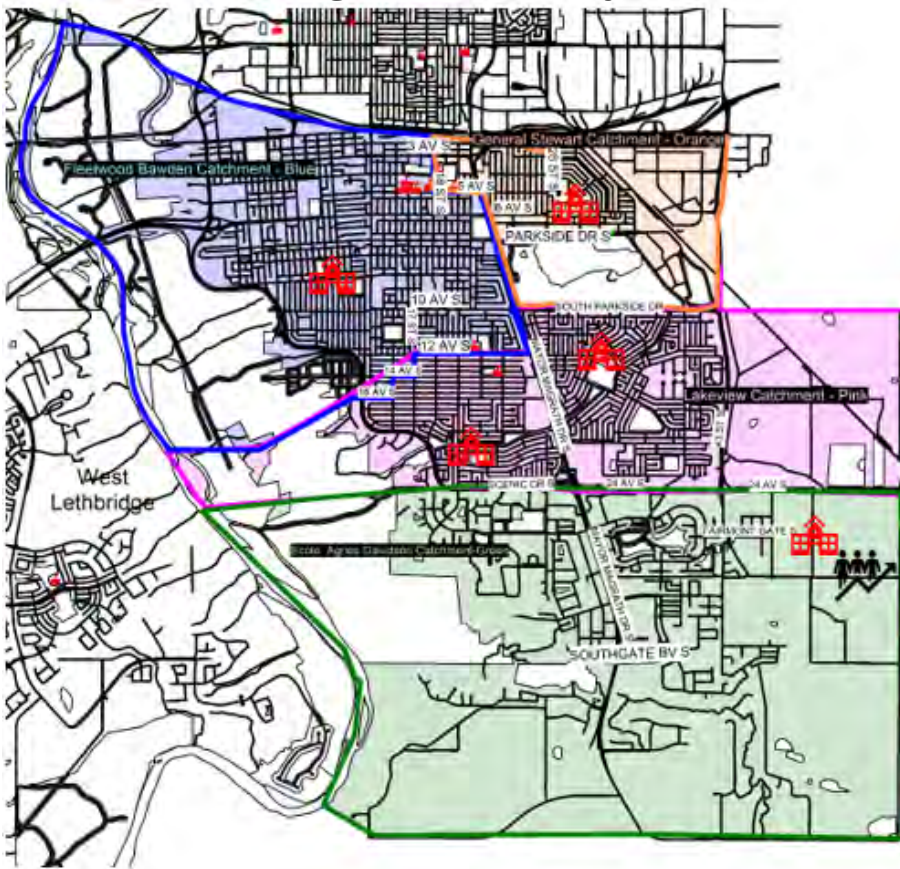


West Lethbridge
High School



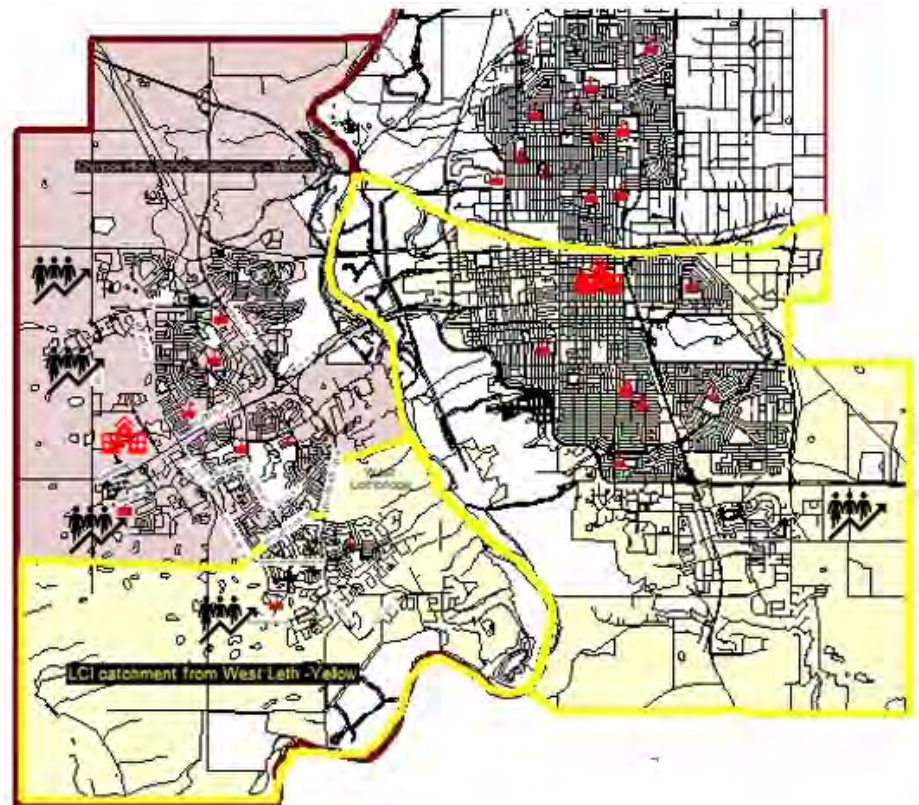
SCHOOL BOUNDARIES- NEW 2021-2022

South Lethbridge Elementary School



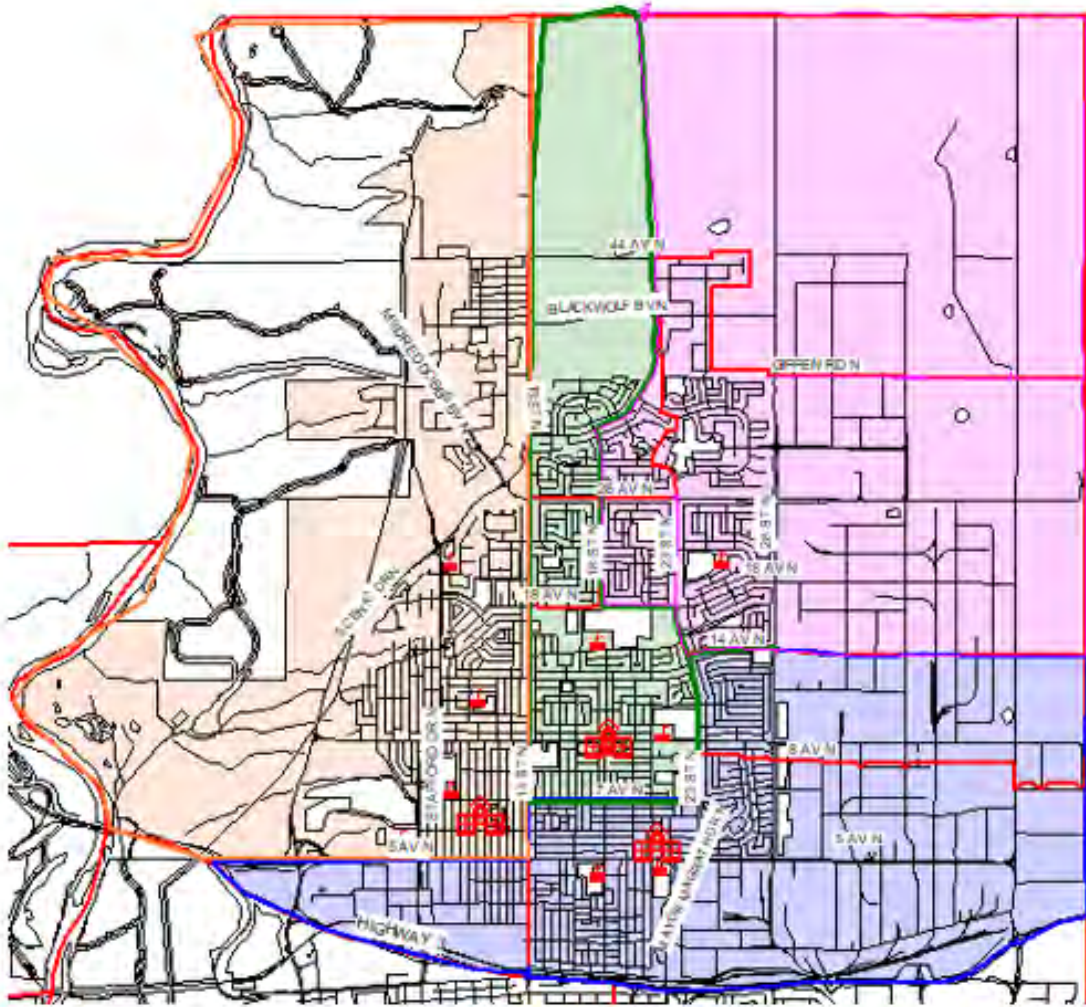
Note: No changes to south Lethbridge Middle School boundary

South Lethbridge High School



SCHOOL BOUNDARIES- NEW 2021-2022

North Lethbridge Elementary Schools



Note: No changes to north Lethbridge Middle School or High School boundaries

GLOSSARY OF TERMS

From the School Capital Manual, Government of Alberta, 2015

Adjusted Enrolment	The adjusted enrolment for a school uses a Student Allowance Factor to account for the additional space required by some students with special needs for the effective and safe delivery of programs. Students with severe disabilities are counted at a factor of three.														
Allowable Area	Space in a school facility, supported by Infrastructure and included in the Area, Capacity and Utilization Guidelines.														
Ancillary Space	Instructional areas used for drama, music, arts and other multi- purposes														
Approval	"Approval" must be obtained from Education for every school building project intended by a school jurisdiction, as stipulated within the School Act														
Area	Numerical amount of space expressed in square metres.														
Capacity	The capacity of a new school and the method by which it is established as approved by Infrastructure. Records of capacity for all Alberta schools are maintained by Infrastructure and reflect the capacity established at the time of construction, minus any exclusions or exemptions subsequently approved by Infrastructure														
Capital Funding	Funding provided to school jurisdictions for school building projects in accordance with Education's approved budget schedule.														
Core Area	The space that is provided to meet the needs of the regular curriculum, including administrative and service areas.														
Core School	A school building that is constructed with a permanent core and can be expanded or contracted by the addition or removal of modular classrooms.														
Facilities Condition	<table border="1"> <thead> <tr> <th>Facility Condition Rating</th><th>Performance</th></tr> </thead> <tbody> <tr> <td>Critical</td><td>Unsafe, High Risk</td></tr> <tr> <td>Poor</td><td>Does not meet requirements, Significant deficiencies</td></tr> <tr> <td>Marginal</td><td>Meets min requirements, with significant deficiencies</td></tr> <tr> <td>Acceptable</td><td>Meets present requirements, minor deficiencies</td></tr> <tr> <td>Good</td><td>Meets all present requirements. No deficiencies</td></tr> <tr> <td>Excellent</td><td>As new/state of art, meets present and foreseeable requirements</td></tr> </tbody> </table>	Facility Condition Rating	Performance	Critical	Unsafe, High Risk	Poor	Does not meet requirements, Significant deficiencies	Marginal	Meets min requirements, with significant deficiencies	Acceptable	Meets present requirements, minor deficiencies	Good	Meets all present requirements. No deficiencies	Excellent	As new/state of art, meets present and foreseeable requirements
Facility Condition Rating	Performance														
Critical	Unsafe, High Risk														
Poor	Does not meet requirements, Significant deficiencies														
Marginal	Meets min requirements, with significant deficiencies														
Acceptable	Meets present requirements, minor deficiencies														
Good	Meets all present requirements. No deficiencies														
Excellent	As new/state of art, meets present and foreseeable requirements														

GLOSSARY OF TERMS

Facilities Plan	A general or broad plan for facilities and facility development within a school jurisdiction.
Facility Evaluation	Assessment of facility characteristics, which includes site, architectural and engineering components, maintenance planning, safety, space adequacy and environment protection, to determine the ability of the building to accommodate current and future needs.
Gross Area	The area within the perimeter of a school building that is measured from outside to outside of the building's exterior finish.
Infrastructure Maintenance and Renewal (IMR) program	Provides funding to (a) replace building and site components which have failed and pose health and safety problems for students and staff, (b) extend the useful life of school facilities and sites and (c) maintain the quality of the school environment.
Infrastructure Project	A project involving the design, construction, renovation, expansion, alteration, modernization, upgrading, rehabilitation, redevelopment, restoration, replacement, maintenance, repair, or demolition of a building, road, bridge, water treatment facility or other civil engineering works.
Instructional Area	Those areas of a school building that are designated for purposes of instruction, examinations and other student activities where direct or indirect student-teacher interaction is maintained or scheduled. Also included are storage areas considered directly related to various instructional areas (i.e., gym storage, drama storage and science preparation areas).
Jurisdictional Capacity	Represents the total enrolment capacity for a school jurisdiction.
Legislation	Refers to Education Act.
Modernization Project	The restoration of an entire or a portion of a school facility to improve its functional adequacy and suitability for present and future educational programs.

GLOSSARY OF TERMS

Modular Classroom	Prototypical modular classroom units built at a central location and transported to schools across Alberta. These units are based on specifications that ensure significantly improved heating and ventilation, soundproofing, resistance to mold, ease of serviceability and several other factors that differentiate them for the older modulares that are also part of schools across the province. The Government of Alberta's goal is to eventually replace all the older portable with the prototypical Modular Classrooms.
Needs Assessment Report	A report that outlines a jurisdiction's educational needs, conditions of building components, sketch plan(s), brief description and cost estimate of proposed project(s).
Non-Instructional Area	Areas of a school building that are designated for administration, general storage, staff room and staff work area, infirmary, washroom, shower and change rooms, mechanical and electrical areas, entrances, circulation areas, elevators, ramps, and exterior walls.
Plant Operations and Maintenance Funding	Funding provided to address the costs associated with the maintenance and operation of schools to ensure they are safe, comfortable and a suitable learning environment for students.
School Building	Means a building used for the instruction or accommodation of students that is owned or occupied by (i) a school jurisdiction, (ii) a school jurisdiction and a municipality, or (iii) a school jurisdiction and another person.
School Building Project	Means (i) the purchase, erection, relocation, renovation, furnishing or equipping of, (ii) making of structural changes in, (iii) the addition to or extension of a school building, or (iv) the building of access roads or site preparation for a school building.
Site Development	Provision of utility services, access, location of buildings, playfields and landscaping.
Utilization Rate	The ratio determined by dividing a jurisdiction's total adjusted student enrolment by its net capacity.
Viable Schools	Schools that are required for the long term to accommodate students.

THREE YEAR CAPITAL PLAN

2021-2022 to 2023-2024

Prepared by Lethbridge School Division
Division of Business Affairs
433 15th Street South
Lethbridge Alberta, T1J 2Z4

March, 2021



Lethbridge
SCHOOL DIVISION