



Three Year Capital Plan

2018-2019
to
2020-2021

Prepared by Lethbridge School District No. 51
Division of Business Affairs
433 15th Street South
Lethbridge, AB T1J 2Z4
[www. Lethsd.ab.ca](http://www.Lethsd.ab.ca)

Approved by the Board of Trustees: March 27th, 2018



TABLE OF CONTENTS

EXECUTIVE SUMMARY

4 Executive Summary

SECTION ONE

Introduction to Lethbridge School District No. 51

12 Who we are
15 Vision, Mission Statement & Guiding Principles
16 Board of Trustees
17 Administration
17 Facilities Committee
17 Facilities Department Mission and Vision
18 Student Enrolment
19 City of Lethbridge Growth and Planning

SECTION TWO

Capital Planning

24 Drivers for Capital Planning
25 Three-Year Education plan
26 Area Utilization
28 Planning for growth
29 Capital Approval Process
30 Modernizing Learning Environments
31 Collaboration with Community Partners

SECTION THREE

New Construction and Modernization

34 Criteria for New Construction and Modernization
35 Current Construction Projects
36 Three-Year Plan for Construction and Modernization Summary
37 Three-Year Capital Plan for New Construction
41 Three-Year Capital Plan for Major Modernization
49 Growth in Schools -Modular Classrooms

SECTION FOUR

Appendices

52 District Enrolment, Capacity, and Utilization
60 Elementary School Enrolment
63 Middle School Enrolment
65 High School Enrolment
67 Alternate Program Enrolment
68 School Building and demographic summaries
114 School Boundary Maps
117 Glossary of Terms



EXECUTIVE SUMMARY

Introduction

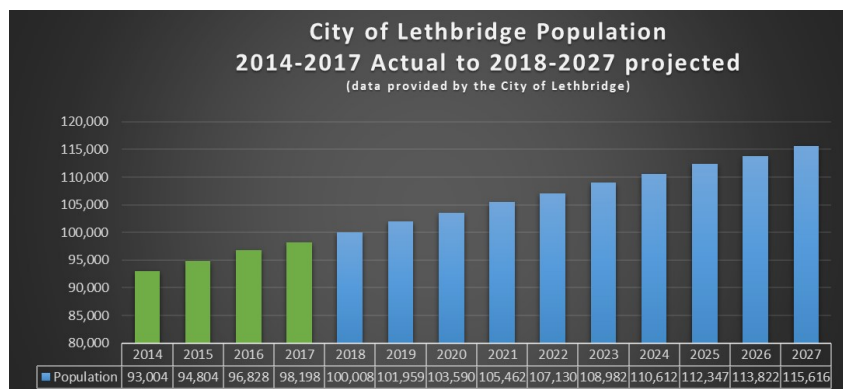
[Lethbridge School District No. 51](#) ("LSD51") provides public education services to the citizens of the City of Lethbridge, Alberta, Canada. The District was established in 1886 and has proudly served our community for over 130 years.

LSD51 serves approximately **11,268 students** from early education (pre-school) to grade twelve in 2017-2018. The District provides high quality learning experiences for students through a broad range of educational programs in twenty two (22) schools and four (4) institutional programs. [Lethbridge School District No. 51](#) has 601 full time equivalent (FTE) certificated staff and 492 FTE support staff that provide quality teaching and learning for our students.

The Three-Year Capital Plan for 2018-2019 to 2020-2021 is an analysis of future school capital needs for [Lethbridge School District No. 51](#) to address future enrolment growth and modernizing learning spaces to provide the best spaces for teaching and learning.

City of Lethbridge and Population Growth

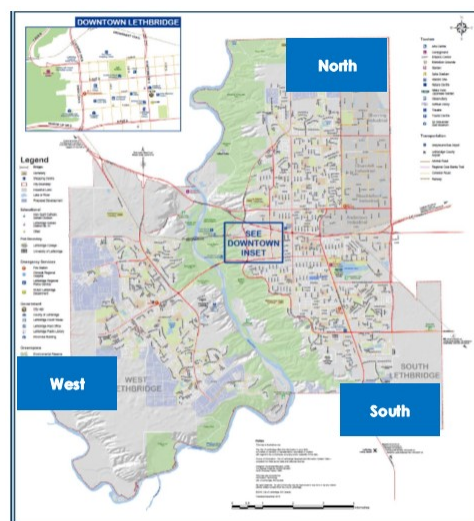
[Lethbridge School District No. 51](#) is the public school system for the residents of the City of Lethbridge. Lethbridge is a growing, vibrant city with over **98,200** residents. It is home to The University of Lethbridge, Lethbridge College, and the Lethbridge Research Centre, one of the largest agricultural research facilities in Canada. The city also houses two large manufacturing plants involved in raw product development. Well situated in the southwestern part of Alberta, Lethbridge residents enjoy access to state-of-the-art cultural and recreational facilities. Comprehensive retail services attract consumers from southern Alberta, southeastern British Columbia and northern Montana. Lethbridge continues to attract new investment, it's anticipated to boost the population by **20%** in the **next 10 years**, from approximately **98,000 to 115,000**.



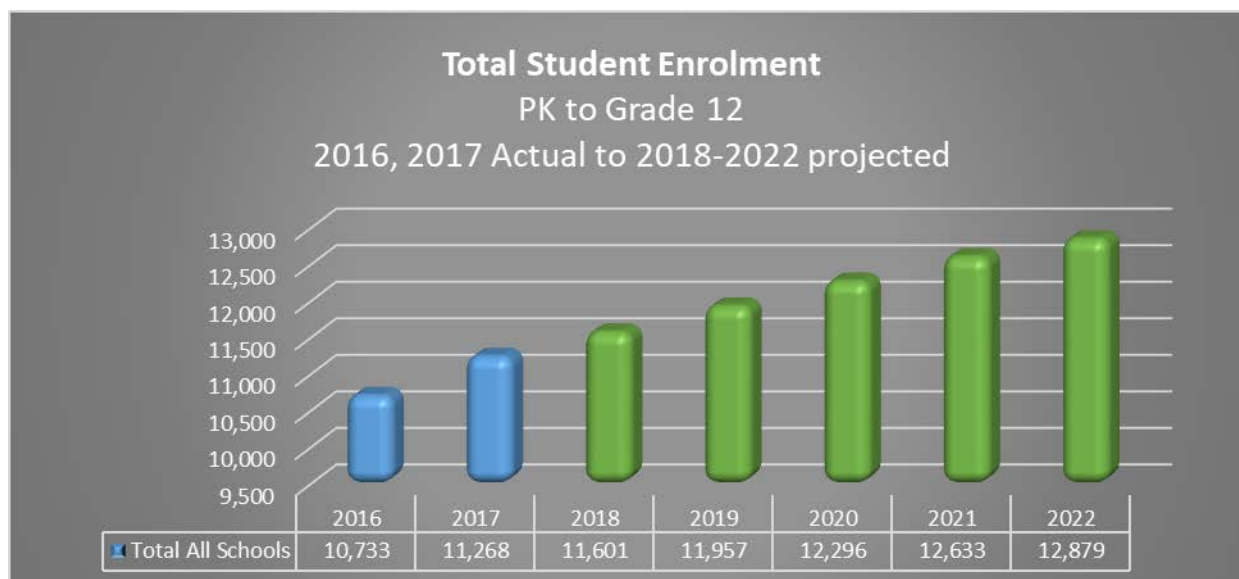
City of Lethbridge Development

Lethbridge is divided between North and South by a major highway (Highway 3). West Lethbridge is separated from both South and North Lethbridge by coulees and the Oldman River valley.

The City of Lethbridge, has identified areas for future growth and new neighborhoods to support future growth. There are five main areas of growth identified. The very north of Lethbridge, south east Lethbridge and North, South and Mid west Lethbridge. West Lethbridge is the fastest growing community in Lethbridge and as such there is more area planned for future development in the west sector of the city. The City of Lethbridge planning department has also confirmed the need for two new public and one separate (Catholic) school in west Lethbridge siting anticipated elementary aged growth of **807** students in West Lethbridge-south and **1079** students in west Lethbridge-north by 2027.



Student Enrolment Growth



The school district has experienced sustained growth over the last five years. As the chart above illustrates, [Lethbridge School District No. 51](#) will continue to see growth each year over the Three-Year Capital Plan period, reaching **12,296** students by 2020-2021. This is a growth of **1028 students or 9.12%** from 2017. The District will see further sustained growth reaching **12,879 students** in five years which is an increase of **1611 students or 14.3%** from 2017.

Over the three-year capital plan period, growth will be greatest in the west side of Lethbridge with an increase of **11.28%**. North Lethbridge will see an increase in student population of **8.71%** and the south **5.8%**. This projected enrolment growth correlates with historical growth in population in these city sectors. Interesting to note is that these enrolment growth factors do not take into account additional enrolment due to city economic development and new community development, such as the Discovery subdivision that will provide approximately 400 elementary aged students in south east Lethbridge in the next 10 years. With the economic development that has been occurring in Lethbridge it is anticipated that the potential enrolment growth could be greater in every sector of the city.

Three-Year Education Plan

[Lethbridge School District No. 51](#) prepares a three-year education plan as required by Alberta Education which is updated annually. The Board of Trustees of [Lethbridge School District No. 51](#) approved the 2017-2020 Three Year Plan and Annual Education Results Report for 2016-2017 on November 28th, 2017. This document is a highly collaborative effort and reflects the plans and Annual Education Results Reports of each of the district's schools, with input from partners, as the District continues on the journey of innovating and improving practice. You will find District priorities, trends, issues, opportunities, accomplishments and strategies that will provide [Lethbridge School District No. 51](#) students with continued success.

The District is proud of the tireless efforts of our staff and students. This being said, [Lethbridge School District No. 51](#) is continually committed to being better tomorrow than we were today. The 2017-2020 Three Year Plan and Annual Education Results Report may be found on the district's website.

Facility Utilization

The school district begins to get concerned over space utilization when the utilization rate is over 85%. When looking at utilization the District considers not only base utilization but also core utilization. Core utilization takes into account the facility core learning spaces and does not include modular classroom facilities. Modular Classrooms may have been added to address immediate enrolment pressures, however through the facilitation of added enrolment may have exceeded rated core capacity.

This chart illustrates that both the South and West Sectors will have utilization rates over 85%. Due to significant growth in the next three years, in West Lethbridge, utilization rates are over 100%.

Area Utilization by City Sector (Actual and Projected)					
City Sector	Full Area		Projected Growth in 3 year period	Core Area Only	
	2017-2018 Actual	2020-2021 Projected		2017-2018 Actual	2020-2021
North	71%	78%	9.73%	77%	84%
South	81%	86%	5.81%	100%	106%
West	91%	103%	11.28%	158%	176%
Total District	79%	86%	9.12%	94%	103%

Current Capital Projects

Coalbanks Elementary School opened in September 2017 to provide learning opportunities from pre-school to grade 5 including Spanish bilingual and Islamic language and cultural programming. Coalbanks is built for 500 student spaces with the ability to add modular classrooms.

Wilson Middle School is just wrapping up a major modernization which has provided new vibrant learning spaces and a renewed sense of pride to the north Lethbridge community. The south wing of the school was not considered in the original modernization plan based on enrolment. Enrolment has increased significantly during the three years the school was being modernized due an increase in the immigrant population in north Lethbridge. Enrolment is expected to continue to increase and the south wing is now required for teaching and learning. The south wing requires substantial upgrades to bring to the same standards as the rest of the modernized school.

New West Lethbridge Middle School is the school district's newest middle school, with capacity for 900 students, is being built to alleviate enrolment pressures in west Lethbridge, mainly at G.S. Lakie Middle School. The school will open Sept 2018.

The school district received approval to proceed to design only on a new 600 student elementary school in the **Discovery subdivision in south east Lethbridge**. The school design and construction documents will be ready by March 2018 and the school district awaits approval and funding to proceed to construction from Alberta Education.

Current Capital Projects								
Projected Opening/Completion	School/Community	City Sector	Project Type	Grade	Approved Capacity	Approval Date	% Complete as of February 2018	Estimated Cost
2017-2018	Coalbanks Elementary School	West	New Construction	Kindergarten to Grade 5	600	January 2014	100% (in post construction review)	\$15.3 million
	Wilson Middle School	North	Modernization	Grades 6 to 8	n/a	January 2014	100% (in post construction review)	\$15.6 million
2018-2019	New West Lethbridge Middle School	West	New Construction	Grades 6 to 8	900	January 2015	80%	\$23.9 million
2020-2021	Discovery at Fairmont	South	New Construction	Kindergarten to Grade 5	600	April 2017 (Design only)	80% (design only)	\$17.1 million

New School Construction Requests

Lethbridge School District No. 51 is requesting a number of new construction projects to alleviate current enrolment pressures and for anticipated growth in the City of Lethbridge due to economic growth, and future development plans to address an anticipated growth in population of over **20%** in the next 10 years.

The chart below provides information on the three new school construction projects requested in the Three-Year Capital Plan.

New School Construction								
Year	Priority	Community/School	City Sector	Site Readiness	Type	Grade	Capacity	2017 Cost (\$)
2018-2019	1	South Lethbridge Elementary School (South Lethbridge - East)	South	Site Ready	New Construction - Requesting approval to proceed to Construction	K-5	600	\$17.1 million
	2	Gary Station Elementary School (West Lethbridge- North)	West	Site Available	New Construction	K-5	600	\$17.1 million
2019-2020	3	West Lethbridge Elementary School (West Lethbridge - South)	West	Site Not Yet Determined	New Construction	K-5	600	\$17.1 million

The number one priority is the **South East Lethbridge Elementary School**. This school is requested for south Lethbridge in the new Discovery subdivision based upon a number of new south Lethbridge communities being developed in recent years including Southgate and Discovery at Fairmont Park. Core utilization of south Lethbridge elementary schools range from **111% to 148%** and as such with the anticipated growth from new and growing communities a new elementary school is needed in this sector of the city. *Plan Update: This school was approved to proceed to construction on March 22, 2018 by the Province of Alberta.*



West Lethbridge Middle School collaboration space under construction

The number two and three new construction priorities are the **Gary Station** (West Lethbridge—North) and **West Lethbridge Elementary** (West Lethbridge-South) Schools. West Lethbridge is the fastest growing community in the city of Lethbridge. Currently there are six communities in development or proposed development that include Country Meadows, Gary Station, Riverstone, Copperwood, Watermark, and The Piers. Two new elementary schools are required in west Lethbridge as all four elementary schools have core utilization that are very high ranging from **163% to 187%**. Enrolment growth in west Lethbridge elementary schools is expected to increase from 2254 students to 2429 in three years (2020), 2581 in five years (2022), and 2770 in ten years (2027). Over the 10 year period that is an increase of 516 students in schools that are already exceeding core utilization.



Modernization of School Facilities Request

Some of the oldest school facilities in Lethbridge are elementary schools. These schools require significant dollars of investment to upgrade for health and safety, environmental sustainability and to provide learning spaces to meet today's learner. [Lethbridge School District No. 51](#) is requesting that seven (7) elementary schools receive approval for modernization.



There are four schools in north Lethbridge that require modernization. These elementary schools have core utilization between **60% to 91%**. Student enrolment growth in the north sector of Lethbridge will be **9.73%** over the three-year capital planning period.

In west Lethbridge there are three elementary schools that require modernization. These three elementary schools have core utilization ranging from **172% to 187%**, with anticipated enrolment growth in west Lethbridge of **11.28%** over the three-year capital planning period.

As these schools are necessary for sustained enrolment in west Lethbridge they require modernization to ensure facility standards for optimal educational opportunities of our students.

Modernization Projects

Year	Priority	Community/School	Facility Age	City Sector	Type	Grade	2017 Cost (\$)
2018-2019	1	Galbraith Elementary School	105 years	North	Modernization-Preservation	K-5	\$15 million
	2	Senator Buchanan Elementary School	63 years	North	Modernization-Preservation	K-5	\$9.3 million
	3	Westminster Elementary School	64 years	North	Modernization-Preservation	K-5	\$9.8 million
2019-2020	4	Ecole Nicolas Sheran Elementary School	37 years	West	Modernization-Preservation	K-5	\$13.4 million
	5	Park Meadows Elementary School	37 years	North	Modernization-Preservation	K-5	\$11.5 million
2020-2021	6	Mike Mountain Horse Elementary School	31 years	West	Modernization-Preservation	K-5	\$15 million
	7	Dr. Gerald B. Probe Elementary School	26 years	West	Modernization-Preservation	K-5	\$15 million

Lethbridge School District No. 51 Three-Year Capital Plan

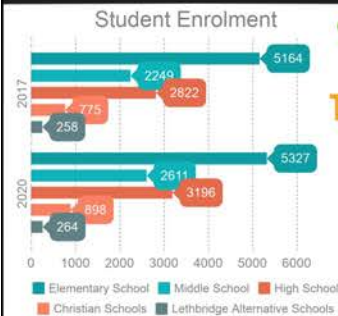


Year
2018-2019 to 2020-2021

Growth and Facility Utilization



High school
will see
largest
increase of
374 students



9.12%

Increase in number of students

12,296

Projected enrolment by 2020



New School Construction

Estimated cost
\$51 million



South Lethbridge Elementary School-East
K-5
600 students

West Lethbridge Elementary School-North
K-5
600 students

West Lethbridge Elementary School-South
K-5
600 students

Did you Know?
West Lethbridge sector
largest growth 11.28%
by 2020 with current
core utilization at 158%

Major Modernizations



Galbraith is 105 years old



Did you Know?

75% of school facilities
are 30+ years old. 50%
are over 50+ years old

Estimated cost
\$90 million

Lethbridge School District No. 51 facilities are the best places for teaching and learning



Lethbridge School District No. 51



SECTION ONE



Introduction to **LETHBRIDGE SCHOOL DISTRICT NO.51**

WHO WE ARE

Lethbridge School District No. 51 ("LSD51") provides public education services to the citizens of the City of Lethbridge, Alberta, Canada. The District was established in 1886 and has proudly served our community for over 130 years.



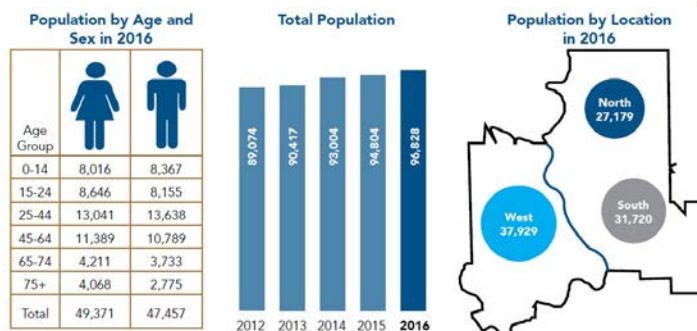
LSD51 serves approximately **11,268 students** from early education (pre-school) to grade twelve in 2017-2018. The District provides high quality learning experiences for students through a broad range of educational programs in twenty two (22) schools and four (4) institutional programs.

LSD51 is a local government entity established under the Alberta School Act; whereas, the District is chosen by and is accountable to the local community by means of local elections (elected Board of Trustees). The District delivers its educational programs under the authority of the Alberta School Act.

GEOGRAPHICAL INFORMATION


Lethbridge School District No. 51 is the public school system for the residents of the City of Lethbridge. The City has a population of approximately **98,200** residents and is located in the southern part of the Province of Alberta at latitude 49.7 degrees north and 112.8 degrees east longitude and covers just over 124 square kilometers of land.

The City of Lethbridge is home to the University of Lethbridge, Lethbridge College, and the Lethbridge Research Centre, one of the largest agricultural research facilities in Canada. The City also houses two large manufacturing plants involved in raw product development.



* Statistical information is an extract from the City of Lethbridge's 2016 Annual Report

Well situated in the south-western part of Alberta, Lethbridge residents enjoy access to state-of-the-art cultural and recreational facilities. Comprehensive retail services attract consumers from southern Alberta, south-eastern British Columbia and northern Montana.



Lethbridge School District No. 51 operates 22 schools and other various outreach facilities throughout the City. Our schools have a grade structure comprised of the following:

- 14 Elementary Schools - 12 Pre-kindergarten to grade five students, 2 Alternate Christian Schools
- 3 Middle Schools - grade six to eight students
- 5 High Schools - 3- grade nine to twelve students, 1 Alternate Christian grade 6 to 12 and 1 Outreach School
- 4 Institutional Programs

ELEMENTARY SCHOOLS

Elementary schools are schools that provide instruction to students from Kindergarten to grade five, except for Lethbridge Christian School that provides instruction from Kindergarten to grade eight.

Lethbridge School District No. 51 operates 14 elementary schools:



Coalbanks Elementary School

230 Coalbanks Blvd. W
Grades PK1-5 - 489 students



Dr. Gerald B. Probe School

120 Rocky Mt Blvd West
Grades PK -5 - 598 students



Ecole Agnes Davidson School

2103 20th St South
Grades PK -5 - 558 students



Fleetwood Bawden School

1222 9th Ave South
Grades PK -5 - 381 students



Galbraith School

1801 8th Ave A North
Grades PK -5 - 458 students



General Stewart School

215 Corvette Cres South
Grades 1-5 - 176 students



Immanuel Christian Elementary School

2010 - 5th Avenue North
Grades PK -5 - 273 students



Lakeview School

1129 Henderson Lake Blvd South
Grades PK -5 - 511 students



Lethbridge Christian School

3 St James Blvd North
Grades 1-8 - 313 students



Mike Mountain Horse School

155 Jerry Potts Blvd West
Grades PK -5 - 609 students



Ecole Nicholas Sheran School

380 Laval Blvd West
Grades PK -5 - 558 students



Park Meadows School

50 Meadowlark Blvd North
Grades PK -5 - 341 students



Senator Buchanan School

1101 7th Ave North
Grades PK -5 - 284 students



Westminster School

402 18th St North
Grades PK -5 - 201 students

During the year, preliminary design of an additional elementary school was started for the Southeast side of Lethbridge. The District has a prepared school site for development and is awaiting approval to proceed to construction with a planned opening date in 2020.

MIDDLE SCHOOLS

Lethbridge School District No. 51 has three middle schools that educate students in grades six through grade eight.

The three middle schools in the jurisdiction are:



Gilbert Paterson Middle School
2109 12th Ave South
Grades 6-8 - 704 students



Wilson Middle School
2003 9th Ave North
Grades 6-8 - 633 students



G.S. Lakie Middle School
50 Blackfoot Blvd West
Grades 6-8 - 912 students

During the year, an additional middle school in west Lethbridge, was under construction which is to be opened for the 2018/2019 school year.

HIGH SCHOOLS

Lethbridge School District No. 51 has five high schools offering instruction to students in grades nine through twelve, except for Immanuel Christian Secondary School that offers instruction to students in grades six through twelve.

The five high schools in the jurisdiction are:



Chinook High School
259 Britannia Blvd West
Grades 9-12 - 1,153 students



Winston Churchill High School
1605 15th Ave North
Grades 9-12 - 810 students



Immanuel Christian Secondary School
802 - 6th Avenue North
Grades 6-12 - 313 students



Victoria Park High School
1515 5th Ave South
Grades 9-12 - 258 students



Lethbridge Collegiate Institute
1701 5th Ave South
Grades 9-12 - 859 students

INSTITUTIONAL PROGRAMS

Lethbridge School District has four institutional programs:

- **CAMP (Lethbridge Regional Hospital School)** - both an inpatient and outpatient program for youth who require psychiatric treatment and mental health services as well as those patients requiring specialized assistance with school curriculum
- **Harbour House School** - provides interim education and support to students of women who reside at the Women's Emergency Shelter.
- **Pitawani School** - attached to the Sifton Family and Youth Services site and provides educational programming to students residing in the centre who have behavioral and emotional difficulties as well as students who are in Secure Services.
- **Stafford Ridge School (AADAC)** - located at AADAC's Youth Residential Treatment Center, provides a co-ed residential school within a 12 week voluntary addictions treatment program.

VISION, MISSION STATEMENT, & GUIDING PRINCIPLES

Vision

Thinkers
Confident
Successful
Innovative
Learners
Respectful

VISION STATEMENT

Our learners are innovative thinkers who are successful, confident, respectful and caring.



GUIDING PRINCIPLES

The Board believes a focus on learning builds capacity for continual improvement, innovative thinking, and confident, caring, and respectful citizens. The following principles provide the foundation for our learning system:

Learning Foundations

- Every child can learn
- Learning is a lifelong activity
- Learners that grow are adaptable and confident
- Students learn in different ways and at different rates
- Innovative thinkers engage critically and creatively

Cultural Foundations

- Schools are welcoming, safe, caring, and respectful
- Diversity is celebrated in an inclusive culture
- Students are empathetic and responsible for the well-being of self and others
- Schools inspire a passion for learning

Mission

Learning
Responsible
Innovative
Accountable
Breadth
Inclusive
Global
Citizens
Forward-Thinking
Engaging
Quality

MISSION STATEMENT

Lethbridge School District is inclusive, forward-thinking, and accountable for engaging students in a breadth of quality learning experiences that develop innovative minds and responsible global citizens.

System Foundations

- Our system functions within the structure of Alberta Education
- Priorities and decisions are further guided by collaboratively developed educational goals
- Parents/Guardians are foundational to their children's learning
- Quality education goes beyond the school walls and involves opportunities for engagement within the community
- High standards result in successful school completion and transition to the adult world.

BOARD OF TRUSTEES

A seven-person Board of Trustees, which is elected every four years (previously three years) effective for the 2017 elections, governs [Lethbridge School District No. 51](#). All trustees are elected at large and do not specifically serve geographic locations within the City of Lethbridge.

The Board of Trustees of [Lethbridge School District No. 51](#) operates under the authority of the School Act (Statutes of Alberta, 2000) and policies and regulations pursuant to that legislation. The Board is charged with the responsibility to ensure that each of its resident students are provided with an education program consistent with the requirements of the *School Act* and exercises its authority through policy, regulations, and resolutions approved at duly conducted meetings of the Board.



Members of the Board of Trustees elected to serve on the school board are:

<u>Trustee</u>	<u>Served from</u>
Clark Bosch , Board Chair	October 2017
Jan Foster , Board Vice Chair	October 1983 - 1992, 2007
Tyler Demers , Trustee	October 2007 – 2010, 2013
Donna Hunt , Trustee	October 2013
Doug James , Trustee	October 2017
Christine Light , Trustee	October, 2017
Lola Major , Trustee	October 2007

The term of office for the above Trustees will expire in October 2021 when municipal elections occur to elect new school board trustees.

ADMINISTRATION

Lethbridge School District No. 51 employs senior administrative officials to manage the operations of the District and formally operate as the Executive Council to the School Board. Lethbridge School District No. 51 Executive Council members are:

Dr. Cheryl Gilmore, Superintendent
Morag Asquith, Associate Superintendent, Instructional Services
Christine Lee, Associate Superintendent, Business Affairs
Rik Jesse, Associate Superintendent, Human Resources



Lethbridge School District No. 51
Education Centre Building

FACILITIES COMMITTEE

The Three-Year Capital plan is developed in consultation with the Facilities Committee that includes the following:

Tyler Demers, Trustee and Committee Chair
Doug James, Trustee
Christine Lee, Associate Superintendent, Business Affairs
Daniel Heaton, Facilities Director
Chris Chapman, Maintenance Coordinator

FACILITIES DEPARTMENT MISSION & VISION

Vision

Lethbridge School District No. 51 facilities are the best spaces for teaching and learning.

Mission

The Maintenance and Caretaking teams work collaboratively to facilitate and support safe and clean learning environments for students and staff.

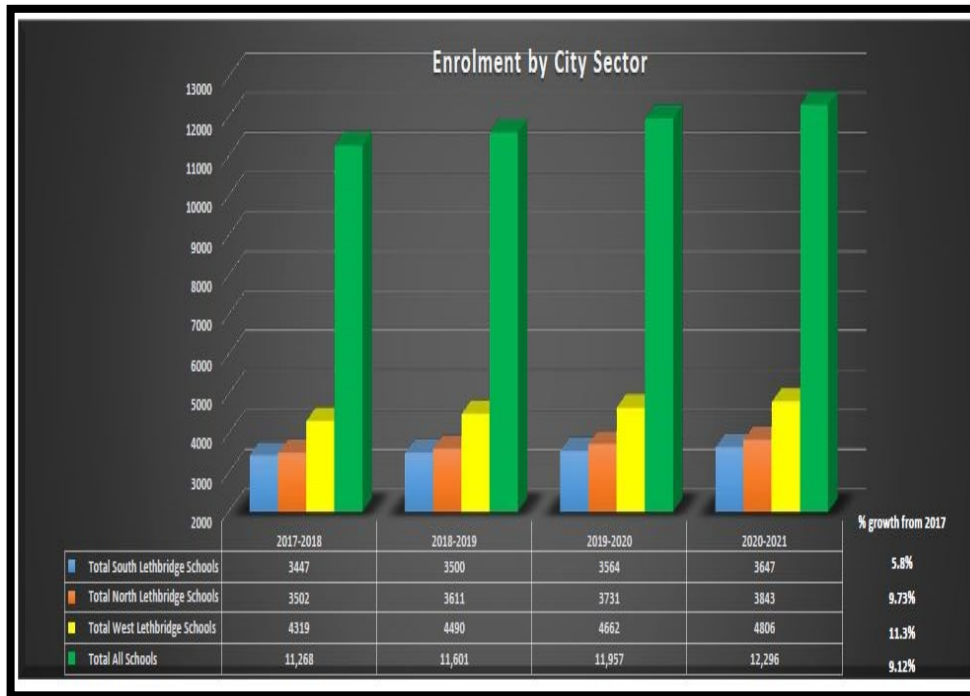
Values

The Maintenance team values:

Collaboration:	With the team, with our schools
Accountability:	To the team, to our schools
Trust:	In each other
Respect:	For each other

STUDENT ENROLMENT

Student enrolment is a significant factor in determining the planning of new and existing facilities. The district has experienced sustained growth over the last five years. As the chart below illustrates, [Lethbridge School District No. 51](#) will continue to see growth each year over the Three-Year Capital Plan period reaching **12,296** students by 2020-2021. This is a growth of **1028** students or **9.12%** overall.



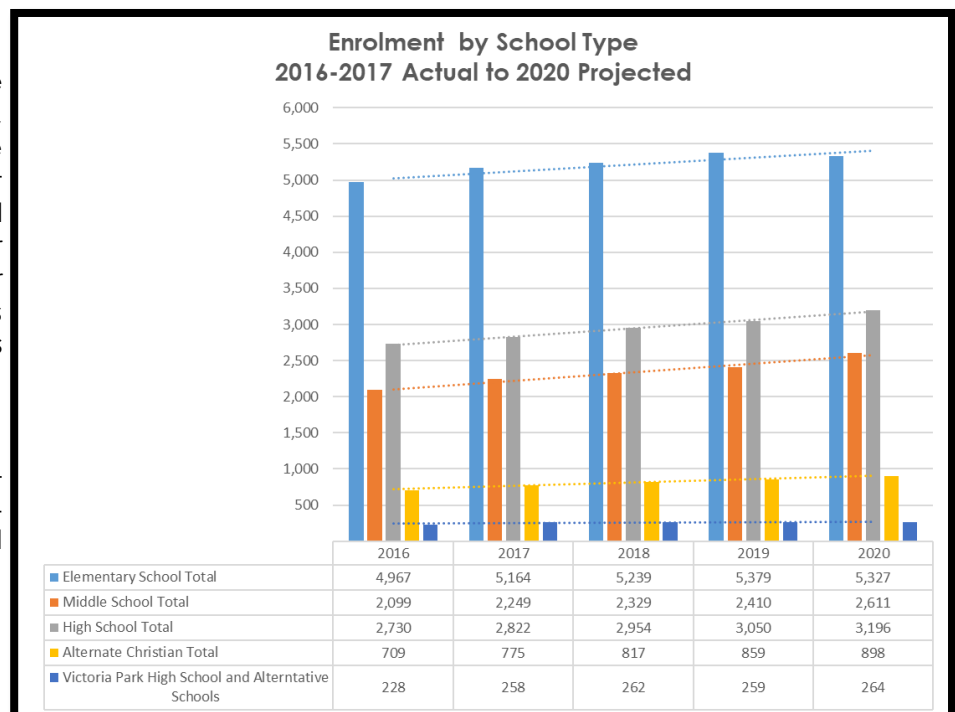
Growth will be greatest in the west side of Lethbridge with an increase of **11.28%**. North Lethbridge will see an increase in student population of **8.71%** and the south **5.8%**.

With the biggest enrolment pressure being in west Lethbridge, in particular at the elementary school level, there is a strong need for two new school facilities to address this growth.

In south Lethbridge, what is not factored into the enrolment estimates below is the development of the Discovery subdivision which will yield approximately 400 elementary aged students in the next 10 years. With existing elementary facilities with high capacity, a new elementary schools is required in the south Lethbridge.

Also in west Lethbridge, the only high school in this sector, Chinook High School, will see significant growth in the next few years. This growth will require immediate modular classrooms and a further long term strategy to address the projected growth at this school.

Overall growth will be greatest at High School with 374 more students expected leading up to 2020.



CITY OF LETHBRIDGE GROWTH AND PLANNING

In 2016 the City of Lethbridge was the fastest growing community in Alberta and 5th in all of Canada. As the city quickly approaches 100,000 residents, planning for community growth is foremost in planning of communities and services to meet needs of the city of Lethbridge.



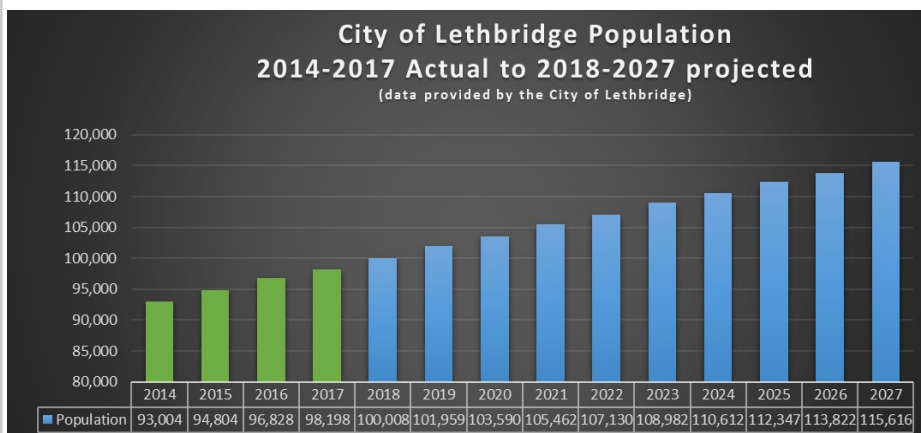
2017 Census Data

Lethbridge continues to grow with the official 2017 census results showing a population of **98,198**, an increase of 1,370 (1.41 per cent) over the 2016 municipal census number. "Lethbridge consistently demonstrates a sustainable, healthy rate of growth," says Mayor Chris Spearman. "This stable growth allows the City of Lethbridge to plan effectively for the future of our community." The 2017 census numbers show the strongest growth occurred in West Lethbridge with 1,156 new residents.

Region	2017	2016	Change in #'s (2017)	Change in % (2017)
North Lethbridge	27,453	27,179	274	1.01%
South Lethbridge	31,660	31,720	-60	-0.19%
West Lethbridge	39,085	37,929	1,156	3.05%
Totals	98,198	96,828	1,370	1.41%

Source: City of Lethbridge 2017 Census

Economic Growth = Population Growth



Lethbridge continues to attract so much new investment, it's anticipated to boost the population by **20%** in the **next 10 years**, from approximately **98,000 to 115,000**. The city's mayor, Chris Spearman, said the city is laying down the groundwork to accommodate that growth. "We have a billion dollars of new investment in our city," he said. "So, things are great." [source CBC News, January 18, 2018]

Planning for New Communities

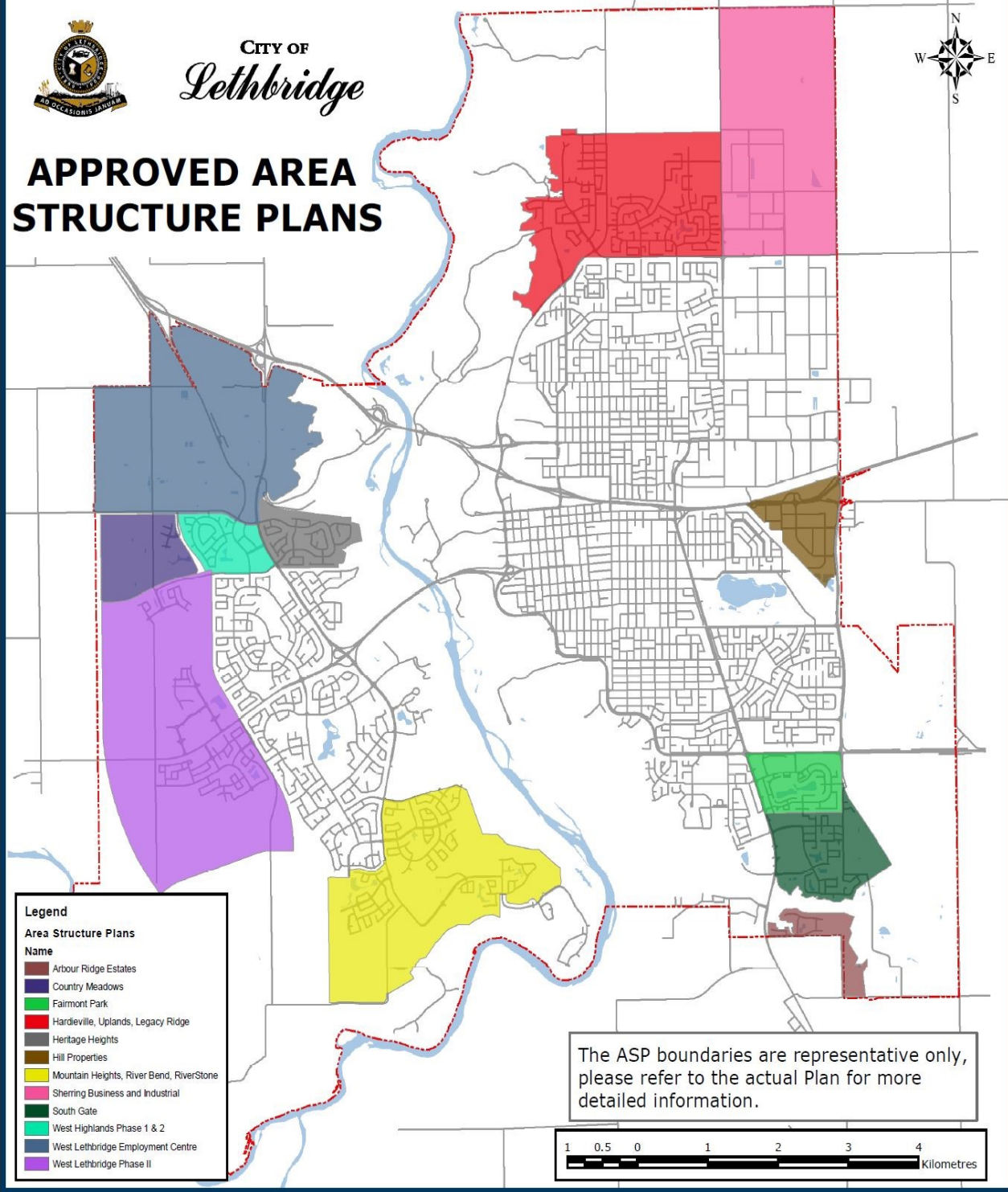
The City of Lethbridge, in the maps that follow on the next page, have identified areas for future growth and new neighborhoods to support future growth. There are five main areas of growth identified. The very north of Lethbridge, south east Lethbridge and North, South and Mid west Lethbridge. Naturally with west Lethbridge being the fastest growing community in Lethbridge there is more area planned for future development.

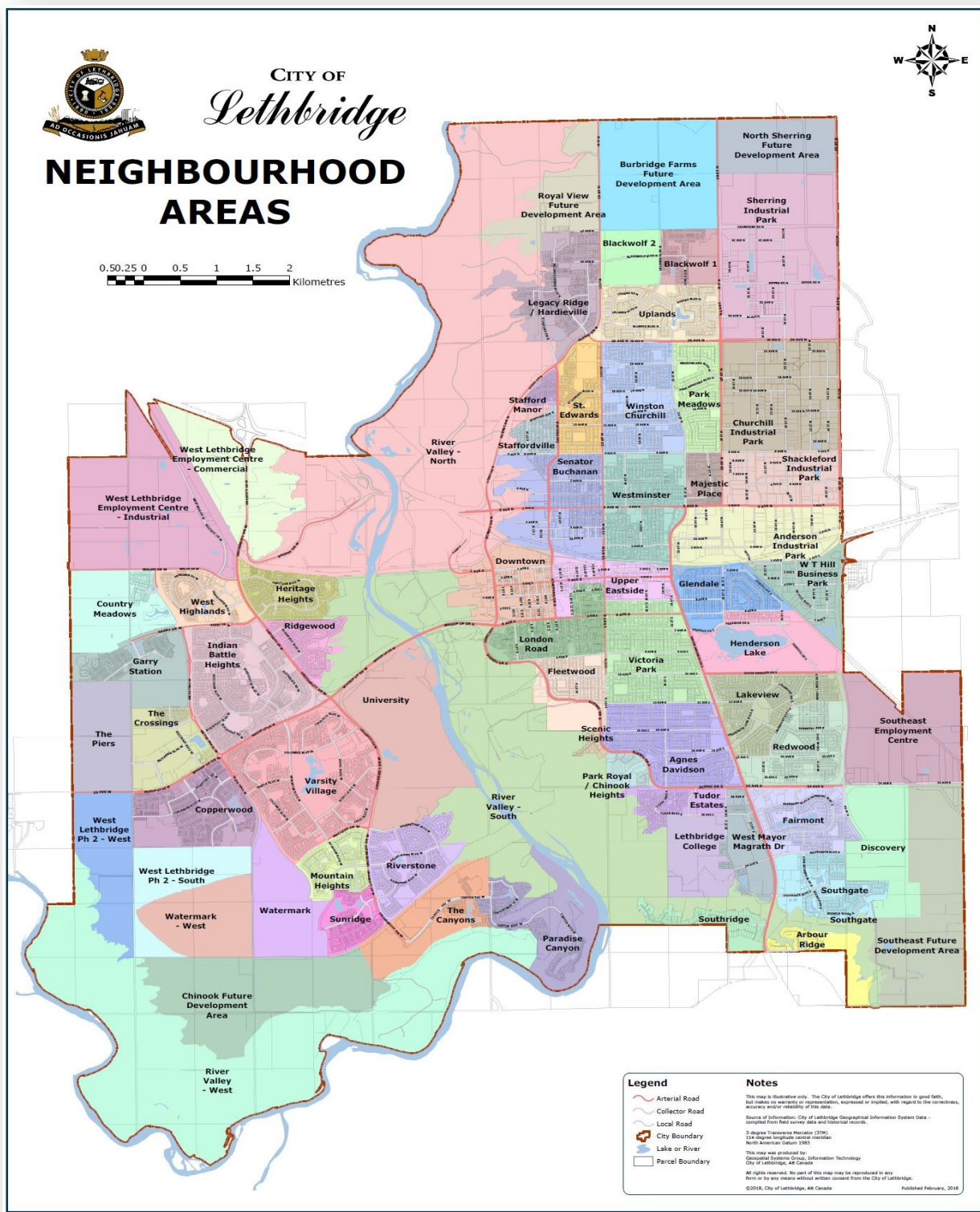




CITY OF
Lethbridge

APPROVED AREA STRUCTURE PLANS







SECTION TWO



Capital PLANNING

DRIVERS FOR CAPITAL PLANNING

Lethbridge School District No. 51 considers the following drivers when developing the Three-Year Capital plan:

- ◆ **Instructional Program** – Facility Projects that will enable the delivery of contemporary instructional programming. This includes careful analysis of long term enrolment projections to determine appropriate learning spaces.
- ◆ **Community Development** – New schools required in new facilities and growing communities to meet needs for a local school in the community. This includes a careful review of the City of Lethbridge's subdivision plans and projected population growth.
- ◆ **Aging Facilities** – Older schools that require modernization, rehabilitation or replacement in order to provide appropriate learning environments for students. It is estimated the cost for the major maintenance and repair of Lethbridge School District No. 51 educational facilities is in excess of \$118 million which includes approximately \$90 million for modernization.
- ◆ **Partnership Opportunities**– Working with community partners to not only provide contemporary learning spaces, but to focus on building relationships with parents, partners, and the community.



Important factors for requesting new construction are community growth and enrolment pressure. An important factor in modernization is aging facilities that are not meeting today's contemporary learning requirements, and the significant long term maintenance costs to meet health and safety standards. The chart below demonstrates the age of the school district's facilities. Seventy five per cent (75%) of the school district's facilities are 30+ years, with 50% being between 51 and 80 years old. Our oldest school, Galbraith Elementary is 105 years old and is our number one modernization project in the Three-Year Capital Plan.

Age of District Owned School Facilities

AGE (in years)	# of Schools	% of Total
0 to 5	2	10.00%
6 to 10	1	5.00%
16-30	2	10.00%
31-50	4	20.00%
51 to 80	10	50.00%
81 to 100	1	5.00%
Total	20	100.00%

THREE-YEAR CAPITAL PLAN

Each year school jurisdictions are required to assess their school capital needs and prioritize proposed projects based on safety of existing school facilities, enrolment pressures, modernization needs, etc. These projects are identified in the Three-Year Capital Plan. The Three-Year Capital Plan is developed in consultation with the school district Facilities Committee and must be approved by the Board of Trustees prior to being submitted to Alberta Education for approval and funding.

The Province of Alberta requires that each school board submit a Three-Year Capital Plan that includes the following:

- ◆ identify the **highest priority** school facility/infrastructure needs for the three-year period;
- ◆ be updated by the school jurisdiction and submitted on an annual basis;
- ◆ include, at a minimum, the detailed breakdown of costs by facility;
- ◆ required to complete the web-based New School Project Application and the Expansion and Modernization Project Application (Infrastructure's Forms 1 and 2 available on the Web Application Program [WAP]);
- ◆ demonstrate that the school jurisdiction has evaluated its ability to deliver the requested projects during the three-year period; and
- ◆ complete the Site Readiness Checklist for new or replacement school projects that are included in the first year of the jurisdiction's three year capital request.



The projects requested in the 2018-2019 to 2020-2021 Three-Year Capital plan are illustrated in the chart below and by priority.

Plan Update:

The District's no. 1 priority, the South Lethbridge Elementary School, was approved to proceed to construction on March 22, 2018 by the Province of Alberta.

New Construction & Modernization Project Requests						
Year	Priority	Community/School	City Sector	Type	Grade	2017 Cost (\$)
2018-2019	1	South Lethbridge Elementary School (South Lethbridge - East)	South	New Construction - Requesting approval to proceed to Construction (600 student spaces)	K-5	\$17.1 million
	2	Gary Station Elementary School (West Lethbridge - North)	West	New Construction (600 student spaces)	K-5	\$17.1 million
	3	Galbraith Elementary School	North	Modernization-Preservation	K-5	\$15 million
	4	Senator Buchanan Elementary School	North	Modernization-Preservation	K-5	\$9.3 million
	5	Westminster Elementary School	North	Modernization-Preservation	K-5	\$9.8 million
2019-2020	6	South West Lethbridge Elementary School (West Lethbridge - South)	West	New Construction (600 student spaces)	K-5	\$17.1 million
	7	Nicolas Sheran Community School	West	Modernization-Preservation	K-5	\$13.4 million
	8	Park Meadows Elementary School	North	Modernization-Preservation	K-5	\$11.5 million
2020-2021	9	Mike Mountain Horse Elementary School	West	Modernization-Preservation	K-5	\$15 million
	10	Dr. Gerald B. Probe Elementary School	West	Modernization-Preservation	K-5	\$15 million

AREA UTILIZATION

Every year, Alberta Infrastructure sends an *Area, Capacity and Utilization (ACU) report* to the school district. This report provides information about the gross area, capacity and, utilization rate of facilities. Gross area is used in the calculation of IMR funding, and capacity and utilization rates contribute to planning decisions such as modular classroom allocations and capital project approvals.

Instructional Area

A school's utilization is considered by defining the Instructional area of the school and reducing for any spaces that are considered exempt. Instructional spaces are any room or area within a school that is or could be primarily designated as a learning area such as classrooms, science labs, ancillary rooms, breakout rooms, computer and technology labs, stages, music, art and drama rooms. Areas that are exempt and would reduce a school's capacity would be areas that are leased to not-for-profit entities (such as parent link centers) as well as administration spaces.



Capacity

Net capacity of a school is determined by dividing the instructional area of the school by an instructional area per student, and then adding the rated capacity for CTS labs, gymnasiums, physical activity rooms and libraries.

Utilization Rate

The utilization rate measures the student capacity of a school or jurisdiction's facilities. Displayed as a percentage, utilization rates give insight into how close a school or jurisdiction is to its maximum student capacity. Alberta Education considers a school to be full, using all of its instructional area, when the utilization rate is 100 per cent.

The school district begins to get concerned over space utilization when the utilization rate is over 85%. When looking at utilization the District considers not only total utilization but also core utilization.



Architectural drawing of West Lethbridge Middle School foyer and collaboration space

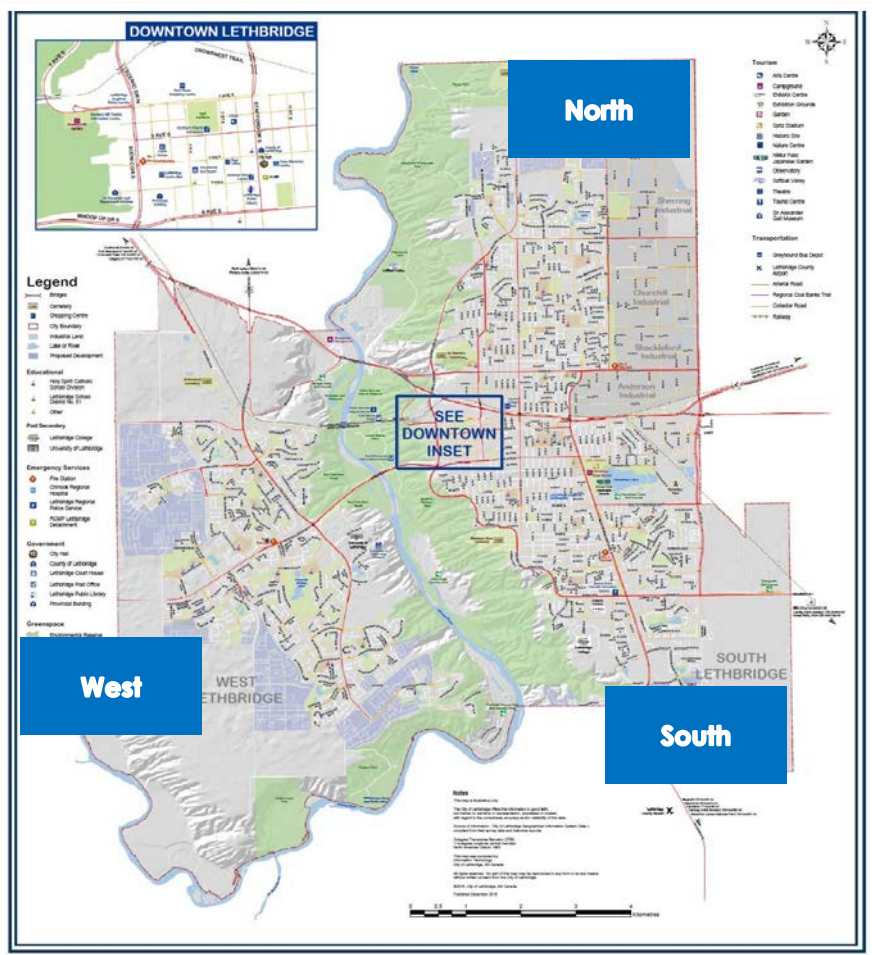
Core utilization takes into account the facility core learning spaces and does not include modular classroom facilities. Modular Classrooms may have been added to address immediate enrolment pressures, however through facilitation of this added enrolment the additional enrolment may have exceeded rated core capacity. For example G.S. Lakie Middle School was built for 600 students. Due to significant enrolment growth, Modular Classrooms were added to hold 300 students more than the original intended capacity.

The school district reviews utilization by school and by sector. Utilization by sector is in the chart on the next page. This chart illustrates that both the South and West Sectors have utilization rates over 85%. Due to significant growth in the next three years, in particular in West Lethbridge, these utilization rates will be over 100% utilization.

The City of Lethbridge is divided into three distinct geographic sectors. The chart below illustrates the utilization (full and core area only) for each sector of the city and for the school district as a whole.

Area Utilization by City Sector (Actual and Projected)

City Sector	Full Area		Projected Growth in 3 year period	Core Area Only	
	2017-2018 Actual	2020-2021 Projected		2017-2018 Actual	2020-2021
North	71%	78%	9.73%	77%	84%
South	81%	86%	5.81%	100%	106%
West	91%	103%	11.28%	158%	176%
Total District	79%	86%	9.12%	94%	103%



Analyzing utilization by city sector is important due to the geographic layout of the City of Lethbridge.

The City of Lethbridge is divided between North and South by a major highway (Highway 3).

West Lethbridge is separated from both South and North Lethbridge by coulees and the Oldman River valley.

PLANNING FOR GROWTH

Lethbridge School District No. 51 works closely with the City of Lethbridge when the city is planning new neighborhoods to identify future sites for new school construction. Population growth within the city factors into the development of new schools sites. The chart below, from the 2017 City of Lethbridge Census, illustrates the growth in various areas within the city.

Quadrant Summary as of April 1, 2017 Census
Provided by the City of Lethbridge

Quadrant	2017	2016	2015	2014	2013	Change in #’s (2017)	Change in #’s (2016)	Change in % (2017)	Change in % (2016)
North Lethbridge - West	9,789	9,676	9,437	9,229	8,903	113	239	1.17%	2.53%
North Lethbridge - East	17,664	17,503	17,314	17,222	16,871	161	189	0.92%	1.09%
South Lethbridge - West	9,341	9,317	9,291	9,243	9,076	24	26	0.26%	0.28%
South Lethbridge - East	22,319	22,403	22,046	21,933	21,579	(84)	357	-0.37%	1.62%
West Lethbridge - North	16,541	15,878	15,343	15,068	14,932	663	535	4.18%	3.49%
West Lethbridge - South	22,544	22,051	21,373	20,309	19,056	493	678	2.24%	3.17%
Totals	98,198	96,828	94,804	93,004	90,417	1,370	2,024	1.41%	2.13%

There are currently areas of land that have been designated to the school district as future school sites. These sites are designated in West Lethbridge– North, and in South Lethbridge– East. A future school site will be required to be designated in West Lethbridge-South and more distant in the future in North Lethbridge.

Lethbridge School District No. 51 considers where new areas are being developed in the city and along with consideration of current school utilization and projected enrolment growth plans how to address future capital needs. When funding for new construction is not immediately available the school district will apply for modular classroom facilities to provide learning spaces. In some instances it may be necessary to look at adjusting school boundaries and transport students to other school sites when schools do not have the capacity for future enrolment growth.

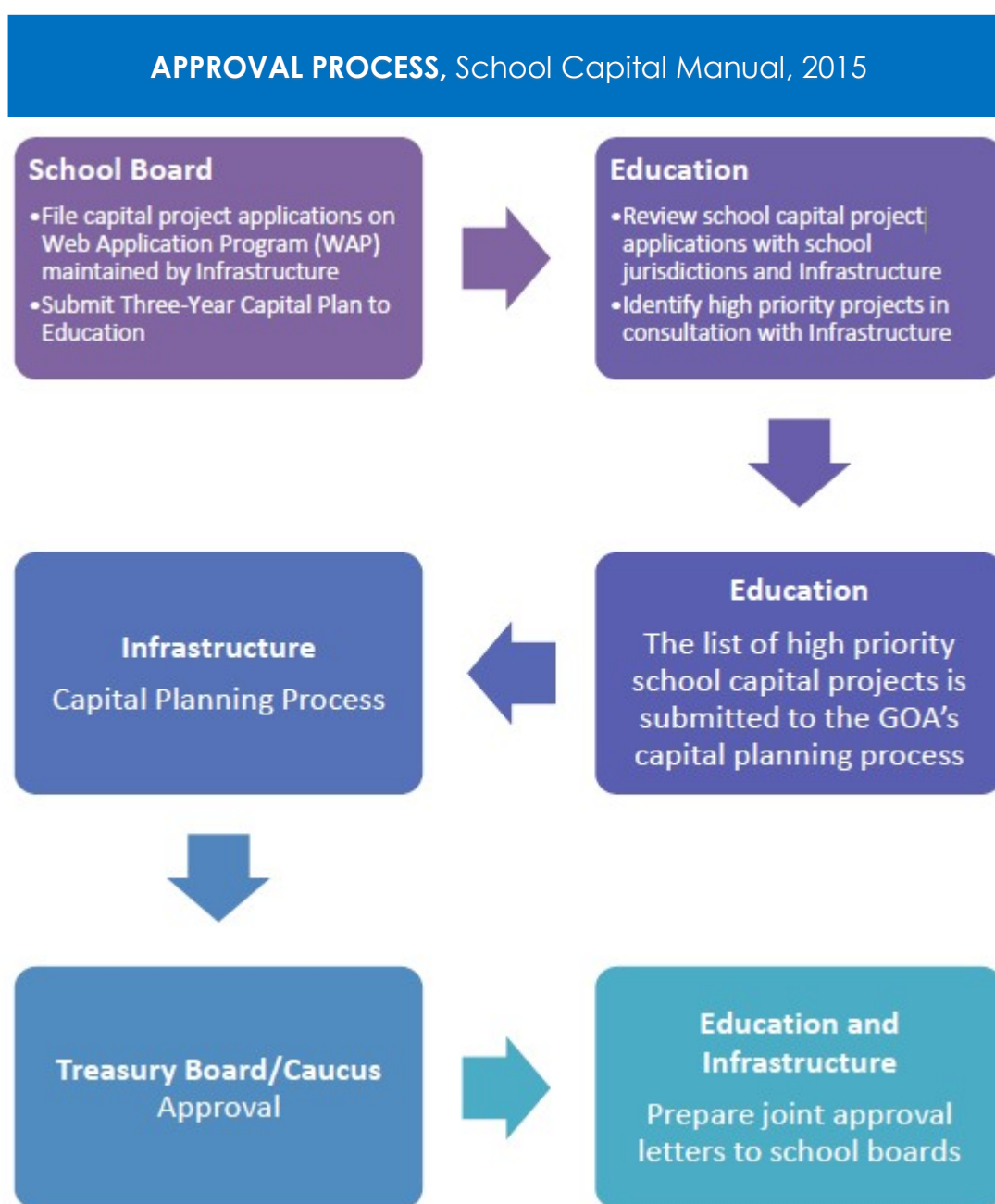


Enrolment data by school type and city sector is provided for the periods 2016, 2017 and projected to 2032 in the appendices section of the Three-Year Capital Plan. This enrolment data helps to determine where immediate and long term new sites or other solutions are required. In particular there is significant pressure on elementary schools in west Lethbridge due to new communities and planned growth within the city of Lethbridge. There is also significant enrolment pressure on high school enrolment in west Lethbridge that will need to be addressed in the immediate future.

CAPITAL APPROVAL PROCESS

Lethbridge School District No. 51, department of Business Affairs, Facilities Department carefully reviews facility conditions, City of Lethbridge subdivision plans, city future economic development, student enrolment projection and facility utilization information. This data is prepared and analyzed to develop new construction and modernization requests in the capital plan. This draft plan is then provided to the facilities committee for consideration. Once finalized the facilities committee submits the Three-Year Capital Plan to the Board of Trustees for approval and then submits to Alberta Education.

As required by the *School Act* ministerial approval must be obtained before a school jurisdiction can begin work on any capital project. Funding will not be provided to a jurisdiction for a project that has been started without prior written ministerial approval.



MODERNIZING LEARNING ENVIRONMENTS

Alberta Education provides modernization funding to support the renovation of a school building or portion of a school building to address aging of the physical structure and/or improve the functionality and suitability for present and future educational programs. Alberta Education assesses modernization projects based on the following criteria [*School Capital Manual, 2015*]:

- ◆ health and safety
- ◆ current and projected enrolments
- ◆ utilization rate
- ◆ strategic location
- ◆ cost savings by right sizing functionality
- ◆ condition as determined by a facility audit



A modernization project involves renovations to all or part of an existing school in order to:

- ◆ overcome major deficiencies throughout a building or a section of a building that threaten the health and safety of students and staff;
- ◆ accommodate educational programs and integrate delivery of technology, including Career and Technology Studies (CTS) equipment, associated with the modernization project;
- ◆ provide access and facilities for persons with disabilities;
- ◆ replace or upgrade building structural components, mechanical and electrical services, and architectural finishes. [*School Capital Manual, 2015*]

Modernization funding is provided for projects where the total construction cost for non-program specific renovations exceeds \$1 million. The school district will use Infrastructure Maintenance and Renewal (IMR) funding for major maintenance upgrades under this threshold unless specifically approved by Alberta Education.



If it is deemed that a modernization project is estimated to cost more than 75 percent of a replacement facility, then a replacement facility may be requested as a priority in the Three-Year Capital Plan. The current Three-Year Capital plan does not request any replacement facilities.

[Lethbridge School District No. 51](#) carefully considers the age, facility conditions, health and safety consideration and enrolment when determining whether a facility is in need of a modernization.

COLLABORATION WITH COMMUNITY

Lethbridge School District No. 51 is fortunate to have community support for new facilities and for programming in our schools.



City of Lethbridge

One of our key partners is the City of Lethbridge. The school district along with Holy Spirit Catholic Schools has a Joint Use Agreement for the community use of our school facilities. This partnership, which has been in existence since 1959, provides community access to school facilities out side of school hours and allows schools to use city run facilities such as ice rinks and swimming pools during school hours at no cost. This Joint Use Agreement also supports the maintenance of school sports fields and playground equipment.

Lethbridge is very fortunate that it has a City that provides many parks, playgrounds, and sports fields for community use. Lethbridge School District No. 51 has benefited from this partnership. The City of Lethbridge also has supported the construction of new school facilities through providing funding support for expanded gym space in elementary schools to facilitate community use. For example the City of Lethbridge contributed \$750,000 to the gym expansion at Coalbanks Elementary School and has committed \$850,000 to the gym expansion at the proposed South East Elementary School.



Coalbanks Playground and Park developed by the City of Lethbridge.

Photo credit: City of Lethbridge



Other Partners

The school district has many partners that support our schools. These partners include Parents as Teachers, It's a Blast (before and after school care), The Boys and Girls Club of Lethbridge and The Family Centre just to name a few. These partners are provided space within our district schools to provide support to the community. The Family Centre has recently partnered with the school district to open a west Lethbridge branch of the Parent Link Centre at Coalbanks elementary school.

It is through collaboration and support that the school district, along with our partners, provide more than just learning opportunities to the school community.



Lethbridge School District No. 51



SECTION THREE




NEW CONSTRUCTION AND MODERNIZATION

CRITERIA FOR NEW CONSTRUCTION AND MODERNIZATION

Alberta Education prioritizes project requests by first considering school jurisdiction priorities and then the following criteria [*School Capital Manual, 2015*]:

- ◆ **Health and Safety** – Impact on health and safety of occupants of not proceeding with the project.
- ◆ **Building Condition** – Facility condition evaluation is a key tool in the school district's long-term capital planning process. It assists with determining priorities for investing in maintenance, upgrades and new infrastructure.
- ◆ **Utilization Rates** – The utilization formula is used as a measure of the relative occupancy levels of a school. When a facility reaches or exceeds a utilization of 85 per cent this indicates that a capital expansion may be considered. A high utilization rate at a school will not automatically result in the approval of additional infrastructure by Alberta Education. Demographic trends, total utilization of the area, funding considerations and overall provincial priorities also need to be taken into consideration, along with the relative priorities for school capital projects identified by the school district in the Three-Year Capital Plan. The school district has **9 out of 22** schools with utilization over 85%.
- ◆ **Enrolment Projections** – Trends and subsequent school board plans for the accommodation of students. Enrolment is expected to increase by **9.12%** over the three-year period 2018-2019 to 2020-2021.
- ◆ **Education Program Delivery and Impact** – Alignment with the direction the board has described in the Three-Year Education Plan and the importance of the project to achieving ministry program delivery requirements.
- ◆ **Site Readiness** – An appropriately sized site that is serviced and has appropriate access should be available. {This has proven to be a difficult criteria as investment in site development by a developer or municipality is motivated by approved school construction not the potential possibility of the school project approval}



West Lethbridge Middle School fields and basketball courts

- ◆ **Infrastructure Performance** – Recognition of infrastructure that is generally in greater need of attention due to poor functionality or poor physical condition; or that high utilization results in the need to adjust program delivery capacity.
- ◆ Additional Information, including opportunities for partnership/collaborations between one or more school jurisdictions and/or other partners and other supplementary information such as studies, regional plans.

CURRENT CAPITAL PROJECTS

The chart below shows the school district's current capital projects that are just wrapping up or will be completed within the next few years.

Current Capital Projects								
Projected Opening/Completion	School/Community	City Sector	Project Type	Grade	Approved Capacity	Approval Date	% Complete as of February 2018	Estimated Cost
2017-2018	Coalbanks Elementary School	West	New Construction	Kindergarten to Grade 5	600	January 2014	100% (in post construction review)	\$15.3 million
	Wilson Middle School	North	Modernization	Grades 6 to 8	n/a	January 2014	100% (in post construction review)	\$15.6 million
2018-2019	New West Lethbridge Middle School	West	New Construction	Grades 6 to 8	900	January 2015	80%	\$23.9 million
2020-2021	Discovery at Fairmont	South	New Construction	Kindergarten to Grade 5	600	April 2017 (Design only)	80% (design only)	\$17.1 million

Substantially Completed 2017

Coalbanks Elementary School— Coalbanks opened in September 2017 to provide learning opportunities from preschool to grade 5 including Spanish bilingual and Islamic language and cultural programming. Coalbanks is built for 500 student spaces with the ability to add four modular classrooms to 600 student spaces at core capacity. The school at opening is already at **98%** capacity. This is due to significant growth in elementary aged students in west Lethbridge. The school district has requested four modular classrooms for the 2018-2019 school year to address this immediate pressure. Based on enrolment projections for Coalbanks, in the long term, more modular facilities will be required unless approval is received for another west Lethbridge elementary school.

Wilson Middle School—Wilson Middle School is just wrapping up a major modernization which has provided new vibrant learning spaces and a renewed sense of pride to the north Lethbridge community. The south wing of the school was not considered in the original modernization plan based on enrolment at that time and a request for the wing to be used for a community care clinic. This clinic was ultimately placed at a different site. Enrolment has increased significantly during the three years the school was being modernized due an increase in the immigrant population in north Lethbridge. Enrolment is expected to continue to increase and the south wing is now required for teaching and learning. The south wing requires substantial upgrades to bring up to the same standards as the rest of the modernized school. A request has been made to complete the modernization under the existing modernization funding agreement.

In Progress– Completion fall 2018

New West Lethbridge Middle School-This is the school district's newest middle school and is being built to alleviate enrolment pressures in west Lethbridge, mainly at G.S. Lakie Middle School. G.S. Lakie has far exceed core capacity with the addition of modular classroom space to provide learning spaces for over 900 students in a 600 core capacity school. The school is **80%** complete and on track for opening September 2018.



Anticipated Opening– Fall 2020

South East Lethbridge Elementary School (design only)-The school district received approval to proceed to design only on a new 600 student elementary school in the Discovery subdivision in south east Lethbridge. The school design and construction documents will be ready by March 2018 and the school district awaits approval to proceed to construction. The site has been fully serviced and is ready for construction. The South East Lethbridge Elementary School is the #1 priority on the school district's Three-Year Capital Plan. This will be the first new school in south Lethbridge in over 55 years.

CONSTRUCTION AND MODERNIZATION SUMMARY

Below is a table of all new construction and modernization requests for the 2018-2019 to 2020-2021 Three-Year Capital Plan ranked by priority.

New Construction & Modernization Project Requests						
Year	Priority	Community/School	City Sector	Type	Grade	2017 Cost (\$)
2018-2019	1	South Lethbridge Elementary School (South Lethbridge - East)	South	New Construction - Requesting approval to proceed to Construction (600 student spaces)	K-5	\$17.1 million
	2	Gary Station Elementary School (West Lethbridge - North)	West	New Construction (600 student spaces)	K-5	\$17.1 million
	3	Galbraith Elementary School	North	Modernization- Preservation	K-5	\$15 million
	4	Senator Buchanan Elementary School	North	Modernization- Preservation	K-5	\$9.3 million
	5	Westminster Elementary School	North	Modernization- Preservation	K-5	\$9.8 million
2019-2020	6	South West Lethbridge Elementary School (West Lethbridge - South)	West	New Construction (600 student spaces)	K-5	\$17.1 million
	7	Nicolas Sheran Community School	West	Modernization- Preservation	K-5	\$13.4 million
	8	Park Meadows Elementary School	North	Modernization- Preservation	K-5	\$11.5 million
2020-2021	9	Mike Mountain Horse Elementary School	West	Modernization- Preservation	K-5	\$15 million
	10	Dr. Gerald B. Probe Elementary School	West	Modernization- Preservation	K-5	\$15 million

Plan Update: The District's no. 1 priority, the South Lethbridge Elementary School, was approved to proceed to construction on March 22, 2018 by the Province of Alberta.

NEW CONSTRUCTION

Lethbridge School District No. 51 is requesting a number of new construction projects to alleviate current enrolment pressures and for anticipated growth in the City of Lethbridge due to economic growth, and future development plans to address an anticipated growth in population of over **20%** in the next 10 years.

The chart at the bottom of the page provides information on the three new school construction projects requested in the Three-Year Capital Plan.

The **number one** priority is the **South East Lethbridge Elementary School**. This school is requested for south Lethbridge in the new Discovery subdivision based upon a number of new south Lethbridge communities being developed in recent years including Southgate and Discovery at Fairmont Park. These developments are projected to increase elementary aged students over the next 15 years by around 400 students. It has been over 55 years since a new school has been built in south Lethbridge. Core utilization of south Lethbridge elementary schools range from **111% to 148%** and as such with the anticipated growth from new and growing communities a new elementary school is needed in this sector of the city. In the 2017 capital announcements, Alberta Education granted approval to the school district to proceed to design only on the South East Lethbridge Elementary School. The request in the Three-Year plan is to proceed to construction as the site is fully serviced and ready and the project will be tender ready upon approval.



The **number two and three** new construction priorities are the **Gary Station (West Lethbridge—North) and West Lethbridge Elementary (West Lethbridge-South) Schools**. West Lethbridge is the fastest growing community in the city of Lethbridge. Currently there are six communities in development or proposed development that include Country Meadows, Gary Station, Riverstone, Copperwood, Watermark, and The Piers. Two new elementary schools are required in west Lethbridge as all four elementary schools have core utilization that are very high ranging from **163% to 187%**. Over the years many Modular Classrooms have been added to address immediate enrolment growth resulting in the high core utilization. Enrolment growth in west Lethbridge elementary schools is expected to increase from 2254 students to 2429 in three years (2020), 2581 in five years (2022), and 2770 in ten years (2027). Over the 10 year period that is an **increase of 516 students** in schools that are already exceeding core utilization. The City of Lethbridge planning department has also confirmed the need for two new public schools and one Separate (Catholic) school in west Lethbridge siting anticipated elementary aged growth of **807 students in West Lethbridge-south and 1079 students in west Lethbridge-north by 2027**.

New School Construction								
Year	Priority	Community/School	City Sector	Site Readiness	Type	Grade	Capacity	2017 Cost (\$)
2018-2019	1	South Lethbridge Elementary School (South Lethbridge - East)	South	Site Ready	New Construction - Requesting approval to proceed to Construction	K-5	600	\$17.1 million
	2	Gary Station Elementary School (West Lethbridge- North)	West	Site Available	New Construction	K-5	600	\$17.1 million
2019-2020	3	West Lethbridge Elementary School (West Lethbridge - South)	West	Site Not Yet Determined	New Construction	K-5	600	\$17.1 million

Plan Update: The District's no. 1 priority, the South Lethbridge Elementary School, was approved to proceed to construction on March 22, 2018 by the Province of Alberta.

New Construction

New Construction Priority: 1 South Lethbridge Elementary School

Project Drivers: Enrolment Pressure

Level of Need: High Need

Community Profile

The Discovery subdivision in south east Lethbridge is currently under development and is part of the City of Lethbridge's South East Area Structure plan. This community is anticipated to have 392 elementary aged students upon completion.

In 2017, Alberta Education granted approval and funding for design on this school project, which is the number one priority in the Three-Year Capital Plan. **Plan Update: The South Lethbridge Elementary School, was approved to proceed to construction on March 22, 2018 by the Province of Alberta.**



This will be the first school built in south Lethbridge in over 55 years.

Enrolment Profile

Elementary School enrolment in south Lethbridge is 1792 students. When the Discovery subdivision is completed there will be approximately another 400 students. Current core capacity of south elementary schools range from **111%** to **148%**. Many modular classrooms have been added to address enrolment growth in prior years at the elementary schools in south Lethbridge.

Site Planning

The school site is completely ready for construction with deep and shallow services completed. The site is graded and construction ready.

The City of Lethbridge has also committed to funding \$850,000 for the gym expansion of this new school upon construction approval to facilitate community use.

Recommendation

It is recommended that the school district request approval to proceed to construction on a new 600 student capacity, K-5 elementary school in south east Lethbridge to address enrolment pressures.

New Construction

New Construction Priority: 2 Gary Station Elementary School

Project Drivers: Enrolment Pressure

Level of Need: High Need

Community Profile

Garry Station is located in the northwestern portion of west Lethbridge.

This new subdivision which has already has established residential housing is part of the City's West Lethbridge Phase 2 Area Structure plan.. This area structure plan includes Gary Station, Piers, Copperwood, the Crossings, and Watermark subdivision development. Gary Station, Copperwood and the Crossings, are currently in residential development.



Enrolment Profile

The only elementary school that is in west Lethbridge that is north of Whoop-up drive is Mike Mountain Horse school. This school is currently has a core capacity of **172%**. Communities under the West Lethbridge phase 2 that are being developed that will provide more student enrolment include Gary Station, Piers, and the Crossings. Coalbanks Elementary School that is in west Lethbridge—South of Whoop-up drive is already at capacity and expected to growth significantly. The two other elementary schools that are south of Whoop-up drive, Ecole Nicolas Sheran and Dr. Gerald Probe have core capacity of **185% and 187%** respectively. The City of Lethbridge anticipates that there will be an additional **1079 elementary aged students between the Gary Station and the neighborhoods near Gary station** by 2027. As such a new school is required to relieve enrolment pressures in the North sector of West Lethbridge that only has one elementary school.

Site Planning



The City of Lethbridge has currently designated an elementary school site in the Gary Station subdivision. The site sits on land that is currently owned by more than one developer. Once approval has been received to begin design, the demonstrated commitment will assist in getting partners together to fund the infrastructure required for the development of this schools site. As this is a subdivision that has already begun housing development this should not be an onerous ask of the City and land developers.

Recommendation

It is recommended that the school district request a new 600 student capacity, K-5 elementary school in north west Lethbridge to address enrolment pressures.

New Construction

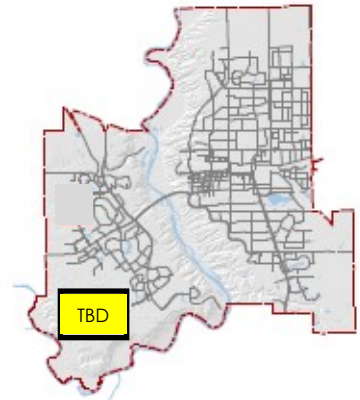
New Construction Priority: 3 South West Lethbridge Elementary School

Project Drivers: Enrolment Pressure

Level of Need: Med/High Need

Community Profile

The school site is yet to be determined. This will be done in coordination with the City of Lethbridge land development department in 2018.



Enrolment Profile

Due to Coalbanks Elementary being at **98%** capacity upon opening in September 2017, there is a need for another elementary school in south west Lethbridge. For the short term modular classrooms have been requested. In the long term, enrolment growth will necessitate another 600 student school. The City of Lethbridge has confirmed the necessity for another elementary school in west Lethbridge-north as the city projects that there will be an **additional 807 elementary aged students by 2027 in this area of west Lethbridge.**

Site Planning

As site has not yet been determined, planning will commence upon determination of site location.

Recommendation

It is recommended that the school district request a new 600 student capacity, K-5 elementary school in south west Lethbridge to address enrolment pressures.

MAJOR MODERNIZATION

Modernization Projects							
Year	Priority	Community/School	Facility Age	City Sector	Type	Grade	2017 Cost (\$)
2018-2019	1	Galbraith Elementary School	105 years	North	Modernization-Preservation	K-5	\$15 million
	2	Senator Buchanan Elementary School	63 years	North	Modernization-Preservation	K-5	\$9.3 million
	3	Westminster Elementary School	64 years	North	Modernization-Preservation	K-5	\$9.8 million
2019-2020	4	Ecole Nicolas Sheran Elementary School	37 years	West	Modernization-Preservation	K-5	\$13.4 million
	5	Park Meadows Elementary School	37 years	North	Modernization-Preservation	K-5	\$11.5 million
2020-2021	6	Mike Mountain Horse Elementary School	31 years	West	Modernization-Preservation	K-5	\$15 million
	7	Dr. Gerald B. Probe Elementary School	26 years	West	Modernization-Preservation	K-5	\$15 million

Some of the oldest school facilities in Lethbridge are elementary schools. These schools require significant dollars of investment to upgrade for health and safety, environmental sustainability, and to provide learning spaces to meet today's learner.

There are four schools in north Lethbridge that require modernization. These elementary schools have core utilization between **60% to 91%**. Student enrolment growth in the north sector of Lethbridge will be **9.73%** over the three-year capital planning period.

In west Lethbridge there are three elementary schools that require modernization. These three elementary schools have core utilization ranging from **172% to 187%**, with anticipated enrolment growth in west Lethbridge of **11.28%** over the three-year capital planning period. As these schools are necessary for sustained enrolment in west Lethbridge they require modernization to ensure facility standards for optimal educational opportunities of all students.



Wilson Middle School Modernization

Major Modernization

Modernization Priority: 1 Galbraith Elementary School

Project Drivers: Health & Safety, Building Condition, Enrolment Pressure, Functionality and Programming
Level of Need: High Need

Facility Description

The main wing of Galbraith Elementary School was constructed in 1912 and is a three-storey load bearing brick building with wood floor and roof structure on a concrete basement foundation. The 1962 classroom and gymnasium addition of approximately 2420sq. m. was constructed as a load bearing masonry building with concrete slab on grade with wood roof structure. An entrance was constructed in 1968 and a library was added in 1993. The former third floor physical education space of the 1912 portion of the building was renovated for open classroom use in 2015. Facility utilization is 91%.



Modernization

The planned modernization at Galbraith Elementary is planned as a refresh of our oldest building to serve the North Lethbridge community for another 100 years. The original 1912 building charter is a defining element in this part of the city and the 1962 section can, with some much needed attention, go forward in that same 100 years. The building will not be increased in size but stay within the existing walls; however further concept development might show need for additional areas and therefore an addition might be warranted. All major systems such as heating including boilers and electrical such as LED light fixtures and modern computer wiring and communication systems will be upgraded. New ventilation system will be threaded through the existing building to meet modern-day fresh air requirements. Extra efforts will be taken in maintain the existing historical character of the 1912 buildings with

proposed new flooring, wall and ceiling finishes as well as carrying that flavour into the 1962 wing.

Special attention to the School administration suite as it is under sized and lacking in meeting and offices spaces as well as some wrap around services. The existing built up roofing on the vast majority of the school building has reached it limit and will also be replaced in the modernization project.



Major Modernization

Modernization Priority: 2 Senator Buchanan Elementary School

Project Drivers: Health & Safety, Building Condition, Functionality and Programming

Level of Need: High Need

Facility Description

The Senator Buchanan school is a two-storey, steel and masonry block structure which includes a basement mechanical room and a crawl space under the gymnasium. The original building was constructed in 1954 and is the two storey section of the building. A single storey addition of approximately 768 m² was constructed on the north side in 1973. The floor area of the building is 3093m². There has not been any significant upgrading done to the facility to date and many original finishes and fittings are still in place.



Modernization

Senator Buchanan School is a classic example of Mid Century Modern School design. That being said the building does require modernization to bring it into the 21st century. Over the years piece meal maintenance and systems replacement have taken place that include boilers, heating distribution and soon a modern ventilation system will be added. This has been good but that is not the limit of what this building is need of. Buchanan is in serious need of barrier free access in our day of inclusive education which will include the installation of an elevator to the second floor. In addition all wash-room fixtures and finishings be upgraded accounting for all barrier free requirements. For a school population of its size the existing gymnasium is half the size it should be. We envision that existing gymnasium, stage and near by administration area would all be changed into a modern central gathering space with the main office directly attached and visually connected. The new elevator and stair to the second floor might also be considered for this space. A new full sized 430m² gymnasium as required by Alberta Education would also be directly connected to this space just to the west in what is now a small parking lot. The District would also request a partnership with the City of Lethbridge to finance upsizing the gym to 630m² as a community use space. New roofs and windows and doors would be required to the exterior for a modernization. The grounds would also be reconfigured to alleviate parking, bus and drop off problems that are a safety concern to all. Interiors of the building would all have new flooring, walls painted and ceiling installed. Program modifications would also take place in order to provide more small group or individual sized learning spaces.



Major Modernization

Modernization Priority: 3 Westminster Elementary School

Project Drivers: Health & Safety, Building Condition, Functionality and Programming

Level of Need: High Need

Facility Description

The Westminster School is two-storey building containing classrooms, offices, a gymnasium, a library, and a partial basement level used for storage purposes. The school is constructed of poured concrete, steel and wood framing, and was originally constructed in 1953 with no known additions. The school has a total floor area of 3,280 m². No significant modernizations have been conducted with the exception of localized refurbishment of various building components.



Modernization

Westminster School was first built as a high school, then was converted to a junior high and is now an elementary school that is a classic example of Mid Century high school architecture. That being said the building has much wider corridors, larger classrooms than one would have had in an elementary school design of that era and do to this fact the school staff and students benefit from this. As the building is aging it does require modernization to bring it into the 21st century. Over the years piece meal maintenance and systems replacement have taken place that include boilers, heating distribution and soon a modern ventilation system will be added. This has been good but that is not the limit of what this building is need of. It is in need of barrier free access in our day of inclusive education which will include the installation of an elevator to the second floor. In addition all washroom fixtures and finished would be upgraded accounting for all barrier free requirements. For a school population of its size the existing gymnasium is what is required of a K-5 school of today. We envision that existing gymnasium, along



with a renovation for a new administration area, central gathering space with the main office directly attached and visually connected. The new elevator and existing stair to the second floor might also be near by to help way finding. New roofs and windows and doors would be required to the exterior for a modernization. The grounds might also be re-configured to alleviate parking, bus and drop off problems that are a safety concern to all. Interiors of the building would all have new flooring, walls painted and ceiling installed. Program modifications would also take place in order to provide more small group or individual sized learning spaces.

Major Modernization

Modernization Priority: 4 Ecole Nicholas Sheran Elementary School

Project Drivers: Building Condition, Enrolment Pressure, Functionality and Programming

Level of Need: Medium Need (3– 5 years)

Facility Description

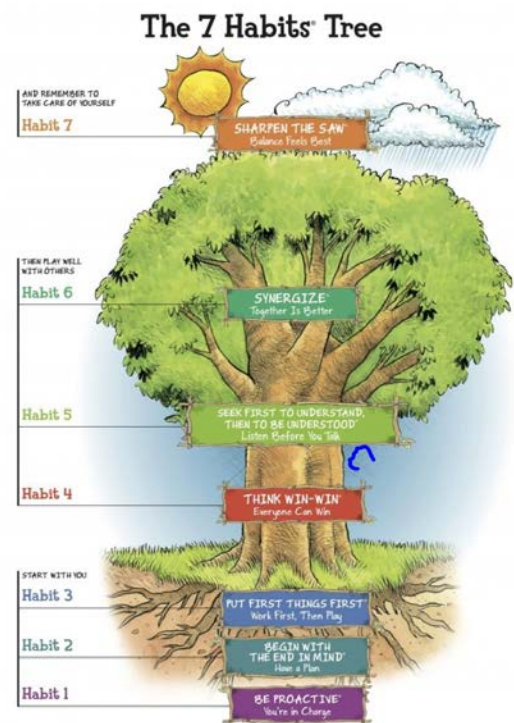
Nicholas Sheran Community School was completed in 1980. Eight relocatable classrooms were added to the southwest corner of the building in 1980. Another two relocatable classrooms were added to the cluster in 1985. The school has a main building total floor area of 4840 sq.m. 2 pairs of Modular Classrooms have been added in 2015 and 2017 due to enrolment increases. The entire building, including the portables has a common roof. The school is a one storey elementary school building with a mezzanine that contains the main mechanical room and a series of observation areas. No significant modernizations have been conducted with the exception of localized refurbishment of various building components. Core facility utilization is 187%.



Modernization

Ecole Nicholas Sheran School was the first school building on Lethbridge's westerly expansion of the late 70's. That being said this school has expanded as the west side has expanded. This school now has a population twice what it was built for through the addition of relocatable and modular classrooms. With increased use pressures that building finishes and systems too have been stressed beyond limits. New flooring and paint on wall surfaces are a need so is new energy efficient lighting and acoustic ceiling systems. The existing plan layout is unique as all student required spaces are on one floor and the gymnasium was constructed over sized as a community resource but is now fully unutilized as the right size gym for a school population that it carries today. The building could use some renovations to incorporate new teaching philosophies and standards with more coloration and small group learning areas within the existing foot print. Modern retrofit of equipment replacement of major mechanical heating, ventilation and power and communication systems are due as the building reaches 40 plus years of continued and expanding use. As far as the exterior goes all of the existing standing seam roofs have been replaced under maintenance programs and are in excellent shape as too are the windows and doors.

The Leader in Me website - www.leaderinme.org



Ecole Nicholas Sheran is a Leader in Me School

Major Modernization

Modernization Priority: 5 Park Meadows Elementary School

Project Drivers: Building Condition, Functionality and Programming

Level of Need: Medium Need (3– 5 years)

Facility Description

The school building was built in 1980 before Nicholas Sheran which are the sister schools. There are 8 relocatable classrooms were part of the original construction in 1980 and 2 more relocatable classrooms were added in 1985 to complete the main building. The school is a one storey elementary school building with a mezzanine that contains the main mechanical room and a series of observation areas. The area of the school is approximately 4178 sq.m. No significant modernizations have been conducted with the exception of localized refurbishment of various building components.



Modernization

Park Meadows is the smaller sister school to Ecole Nicholas Sheran School and was the first school building on Lethbridge's northern expansion of the early 80's. That being said this school population has not expanded as fast the west side has expanded. This school now has a population of what it was built for due to the inclusion of relocatable classrooms at or near the original construction of the base building school. With age the building finishes and systems have been stressed to their services limits. New flooring and paint on wall surfaces are a need so is new energy efficient lighting and acoustic ceiling systems. The existing plan layout is unique as all student required spaces are on one floor and the gymnasium was constructed sized for use as a school gymnasium and is still right size gym for the school population that it carries today. The building could use some renovations to incorporate new teaching philosophies and standards with more coloration and small group learning areas within the existing footprint. Modern retrofit of equipment replacement of major mechanical heating, ventilation and power and communication systems are due as the building reaches 40 plus years of continued and expanding use. All existing standing seam roofs have been replaced under maintenance programs and are in excellent shape as well as the existing windows and doors.



Major Modernization

Modernization Priority: 6 Mike Mountain Horse Elementary School

Project Drivers: Building Condition, Enrolment Pressure, Functionality and Programming

Level of Need: Medium Need (3– 5 years)

Facility Description

Mike Mountain Horse School is a one storey brick clad structure. The school was originally constructed in 1986, with 10 relocatable classrooms as part of the main building construction along the east side in 1986 and 1990. The original school is approximately 3353 square meters in size. 11 Modular Classrooms have been added over the years since the original construction was completed due to enrolment increases. The school contains a partial basement level utilized for mechanical equipment and storage. Core facility utilization is 172%.



Modernization

Mike Mountain Horse School was the second public school building of 1986 on Lethbridge's westerly expansion of the late 70's. That being said this school has expanded as the west side has expanded. This school now has a population more than twice what it was built for through the addition of relocatable and numerous modular classrooms. These outnumber the main building classroom counts. The relocatable classrooms built in place with wood frame construction at the time of the base building are now reaching their service life. Further these relocatables are sandwiched between the masonry base building and newer modular classrooms. We envision demolishing them where they stand and would rebuild in place to suit the unique circumstances that would not only increase the size of the base building but would allow for right sized classrooms and these are under what is considered as standard classroom size. With increased use pressures that building finishes and systems too have been stressed beyond limits. New flooring and paint on wall surfaces are a need so is new energy efficient lighting and acoustic ceiling systems. The existing plan layout is unique as all student required spaces are on one floor and the gymnasium was constructed slightly over sized but is now fully unutilized for a school population that it carries today. The building could use some renovations to incorporate new teaching philosophies and standards with more coloration and small group learning areas within the existing foot print. Modern retrofit of equipment replacement of major mechanical heating, ventilation and power and communication systems are due as the building reaches 30 plus years of continued and expanding use. As far as the exterior goes all of the existing roofs have been replaced with new SBS roofing in the last few under maintenance programs and are in excellent shape as too are the windows and doors.



Major Modernization

Modernization Priority: 7 Dr. Gerald B. Probe Elementary School

Project Drivers: Building Condition, Enrolment Pressure, Functionality and Programming

Level of Need: Medium Need (3– 5 years)

Facility Description

Dr. Gerald B. Probe School is a one storey brick clad structure. The school services students from grades K-8. The school was originally constructed in 1991, with 4 relocatable classrooms as part of the main building along the south side in 1991. Since the completion of the school there has been 12 Modular Classrooms due to enrolment increases. The school contains a partial basement level utilized for mechanical equipment and storage. Core facility utilization is 185%.



Modernization

Dr. Gerald B. Probe School is the sister school to Mike Mountain Horse and was the third public school building of 1991 on Lethbridge's west side but to the south end of that community. That being said this school has expanded as well as the west side and the other schools in our system has expanded. This school now has a population more than twice what it was built for through the addition of relocatable and numerous modular classrooms. These out number the main building classroom counts. The relocatable classrooms built in place with wood frame construction at the time of the base building are now reaching their service life. Further these relocatables are sandwiched between the masonry base building and newer modular classrooms. We envision demolishing them where they stand and would rebuild in place to suit the unique circumstances that would not only increase the size of the base building but would allow for right sized classrooms and these are under what is considered as standard classroom size. With increased use pressures that building finishes and systems too have been stressed beyond limits. New flooring and paint on wall surfaces are a need so is new energy efficient lighting and acoustic ceiling systems. The existing plan layout is unique as all student required spaces are on one floor and the gymnasium was constructed slightly over sized but is now fully utilized for a school population that it carries today. The building could use some renovations to incorporate new teaching philosophies and standards with more coloration and small group learning areas within the existing foot print. Modern retrofit of equipment replacement of major mechanical heating, ventilation and power and communication systems are due as the building reaches 30 plus years of continued and expanding use. As far as the exterior goes all of the existing roofs have been replaced with new SBS roofing in the last few under maintenance programs and are in excellent shape as too are the windows and doors.



GROWTH IN SCHOOLS– MODULAR CLASSROOMS

Alberta Education provides funding for modular classrooms to ease enrolment pressures in communities where school jurisdictions are experiencing high student enrolment growth. Modular classrooms are provided to address increases in enrolment and may be removed as enrolment declines. Funding may also be provided for new modular classrooms to replace older relocatable classrooms where there are demonstrated health and safety concerns.



The school district currently has **69 modular classrooms** (modular classrooms built offsite and may be moved as required), and **36 relocatable classroom spaces** (older built in place classrooms that are moveable) on district schools.

Modular classroom units can be requested each year in early November through the Modular Submission Process. For the 2018-2019 school year, the school district requested 11 new modular classrooms over four school faculties due to enrolment pressures. Due to significant and rapid growth in west Lethbridge, in particular at elementary and high school levels, 10 of the 11 modular classrooms requested are for west Lethbridge schools. Two of these schools are elementary schools, one school, Coalbanks Elementary opened September 2017 at 98% capacity and requires four more classroom spaces. Projected growth in elementary on the west side necessitates immediate need for modular and a longer term solution of two new elementary schools. Included in this years submission was the request to demolish two modular classrooms at Ecole Agnes Davidson School due to the cost of improvements to address health and safety concerns. With this request for demolition is the relocation of four existing classrooms at this same school to provide better access of students and staff to the main school facility and washroom facilities.

New Modular Classroom Request for 2018-2019

Facility	Sector	Grades	Number of Units	Reason for Request
Coalbanks Elementary School	West	K-5	4	Enrolment pressure. School opened in 2017-2018 and is at 98% capacity with significant growth projected in next 5 years.
Chinook High School	West	9-12	4	Enrolment pressure. Only High School in West Lethbridge. Current Capacity is 86% with significant growth projected in next 5 years.
Lakeview Elementary School	South	K-5	1	Enrolment Pressure. Capacity at 87% with core capacity at 111% . Need for new school in this sector of city.
Nicholas Sheran School	West	K-5	2	Enrolment Pressure. Pressure due to growth in West Lethbridge and need for new school in this sector of city.



SECTION FOUR



APPENDICES

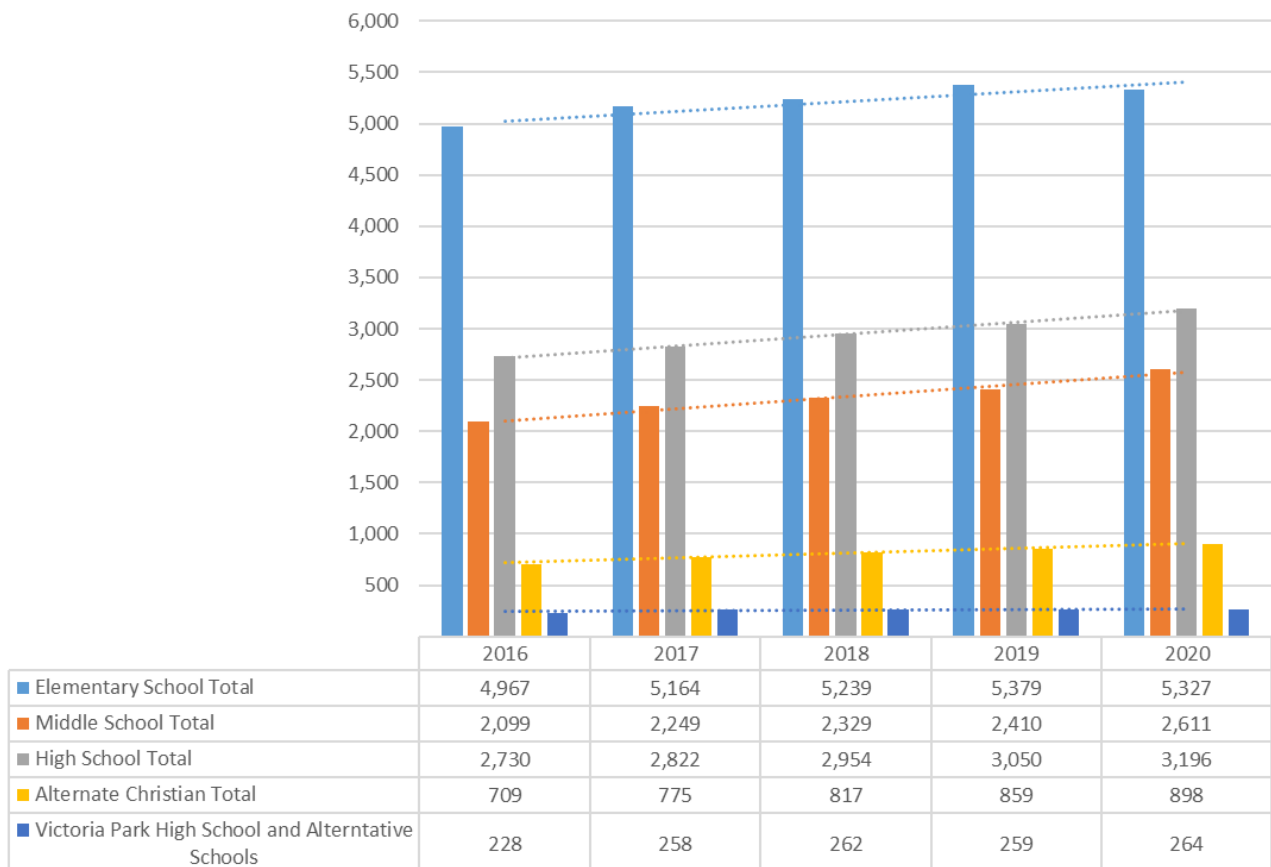
ENROLMENT, CAPACITY AND UTILIZATION

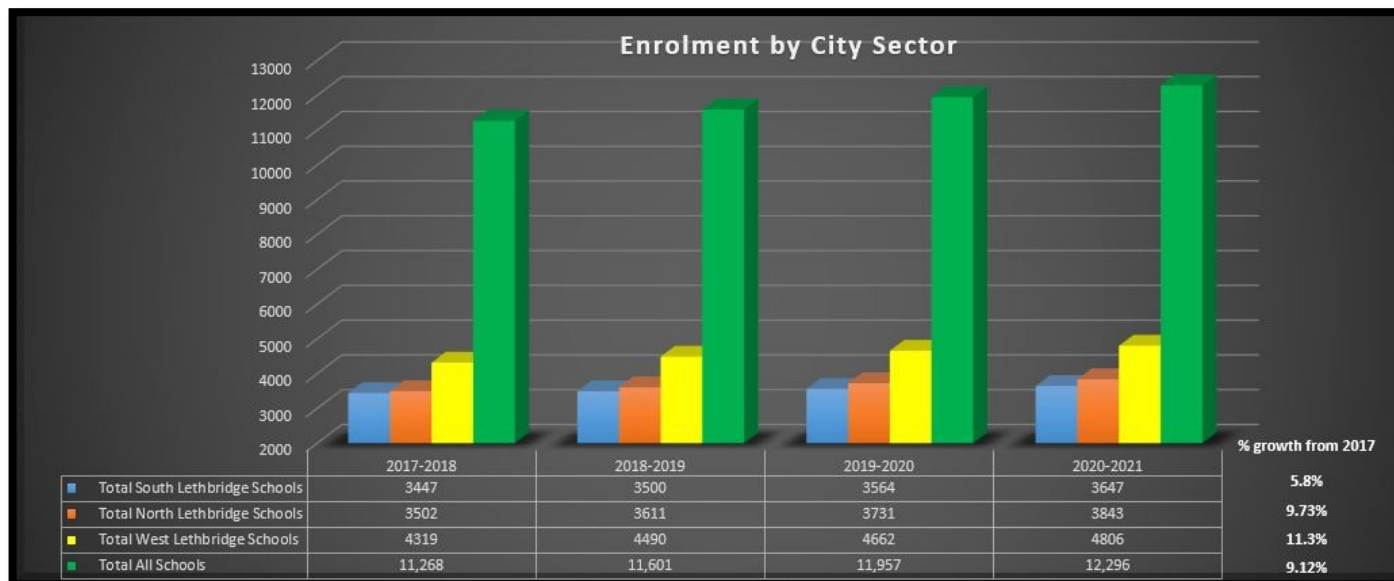
Lethbridge School District No. 51 will grow by **9.12%** from September 2018 to 2020. The charts below illustrate the upward trend in growth from 2017-2018 through to the 2020-2021 school years. The biggest growth will be at the high school level over this time period with 374 students, then middle school at 352 students and elementary school at 163 students. What the data does not show is the impact



of new communities that are being added that will impact, in particular, elementary school enrolment in west Lethbridge and south Lethbridge. The chart on the next page illustrates that when the projection data by sector of the city is reviewed, west Lethbridge is the **fastest growing sector at 11.28%** over the three-year planning period. Both north and south sectors of Lethbridge will continue to see strong enrolment growth.

Enrolment by School Type
2016, 2017 Actual to 2020 Projected





When enrolment projections are reviewed the impact on current capacity of the schools are also examined for potential facility pressures related to enrolment growth. The chart on the next page looks at projected enrolment by school and sector of city along with capacity, utilization and core capacity utilization. When schools are constructed they are constructed to provide basic service capacities such as gym space, administration space, ancillary and washroom facilities. When modular classrooms are added there is additional instructional facility space, but not additional core spaces added. With a number of modular classrooms added to address immediate enrolment pressures over the last few years, it is important to look at utilization of school spaces with respect to the core capacity of the school.

On the next page the district core capacity is currently **94%**. In west Lethbridge core utilization is **158%**. With growth expected to continue significantly in west Lethbridge, this is the biggest enrolment pressure area. Of importance to note is not only increased enrolment pressure in west Lethbridge Elementary Schools, but at the only west Lethbridge High School, Chinook High School, that is projected to see significant growth. As there is available space in the High School in south Lethbridge, enrolment boundaries will need to be reviewed. South Lethbridge schools are at **100%** core utilization, with enrolment pressure being greatest at elementary schools. In south Lethbridge, what is not factored into the enrolment estimates is the development of the Discovery subdivision which will yield approximately 400 elementary aged students in the next 10 years.



Enrolment and Capacity by Sector of City

Lethbridge School District No. 51 Enrolment and Capacity by Sector of City

School	Type	Sector	Capacity (as of the 2017-2018 school year)				Enrolment (source Baragar Demographics)			
			*Core	Full (per Alberta Infrastructure)	Utilization % Core	Utilization % (per Alberta Infrastructure)	2017-2018	2018-2019	2019-2020	2020-2021
Ecole Agnes Davidson Elementary School	Elementary (PK to grade 5)/French Immersion	South Lethbridge	450	775	119%	69%	558	566	561	559
Fleetwood Bowden Elementary School	Elementary (PK to grade 5)/Montessori	South Lethbridge	275	473	148%	86%	381	389	395	374
Lakeview Elementary School	Elementary (PK to grade 5)	South Lethbridge	442	562	111%	87%	511	507	512	511
General Stewart Elementary School	Elementary (K to grade 5)	South Lethbridge	186	186	123%	123%	176	174	179	181
Gilbert Paterson Middle School	Middle (grades 6 to 8)/French Immersion	South Lethbridge	937	937	78%	78%	704	716	776	818
Lethbridge Collegiate Institute	High (grades 9 - 12)/French Immersion	South Lethbridge	2191	2191	41%	41%	859	886	882	940
Victoria Park High School/ Outreach Programs	Alternative (grades 7 - 12)	South Lethbridge	359	359	84%	84%	258	262	259	264
Total South Lethbridge Schools			4840	5483	100%	81%	3447	3500	3564	3647
Sector growth %								1.54%	1.83%	2.33%
Galbraith Elementary School	Elementary (PK to grade 5)	North Lethbridge	515	515	91%	91%	458	460	470	450
Park Meadows Elementary School	Elementary (PK to grade 5)	North Lethbridge	300	509	120%	71%	341	337	350	340
Senator Buchanan Elementary School	Elementary (PK to grade 5)	North Lethbridge	369	369	79%	79%	284	292	288	277
Westminster Elementary School	Elementary (PK to grade 5)	North Lethbridge	367	367	60%	60%	201	195	203	206
Immanuel Christian Elementary School	Alternative Christian (PK to grade 5)	North Lethbridge	310	310	75%	75%	273	293	313	327
Lethbridge Christian Elementary School	Alternative Christian (K to grade 8)	North Lethbridge	255	255	76%	76%	189	200	219	233
Wilson Middle School	Middle (grades 6 to 8)	North Lethbridge	886	886	75%	75%	633	658	668	717
Winston Churchill High School	High (grades 9 - 12)	North Lethbridge	1094	1094	77%	77%	810	852	893	955
Immanuel Christian Secondary School	Alternative Christian (grades 6-12)	North Lethbridge	657	657	35%	35%	313	324	327	338
Total North Lethbridge Schools			4753	4962	77%	71%	3502	3611	3731	3843
Sector growth %								3.11%	3.32%	3.00%

Enrolment and Capacity by Sector of City

Lethbridge School District No. 51 Enrolment and Capacity by Sector of City

School	Type	Sector	Capacity (as of the 2017-2018 school year)				Enrolment (source: Baragar Demographics)			
			*Core	Full (per Alberta Infrastructure)	Utilization % Core	Utilization % (per Alberta Infrastructure)	2017-2018	2018-2019	2019-2020	2020-2021
Codbanks Elementary School	Elementary (PK to grade 5)/Spanish Bilingual	West Lethbridge	300	500	163%	98%	489	573	676	734
Dr. Gerald B. Probe Elementary School	Elementary (PK to grade 5)	West Lethbridge	325	625	185%	96%	598	593	600	595
Ecole Nicholas Sheran School	Elementary (PK to grade 5)/French Immersion	West Lethbridge	300	639	187%	88%	558	555	555	536
Mike Mountain Horse Elementary School	Elementary (PK to grade 5)	West Lethbridge	350	763	172%	79%	609	598	590	564
G.S. Lakie Middle School	Middle (grades 6 to 8)	West Lethbridge	600	937	155%	99%	912	419	427	458
West Lethbridge Middle School (opening 2018-2019)	Middle (grades 6 to 8)	West Lethbridge	900**	N/A	N/A	N/A	N/A	536	539	618
Chinook High School	High (grades 9 - 12)	West Lethbridge	1375	1375	86%	86%	1153	1216	1275	1301
Total West Lethbridge Schools			3250	4839	158%	91%	4319	4490	4662	4806
Sector growth %								3.96%	3.83%	3.09%
Total All Schools			12,843	15,284	94%	79%	11,268	11,601	11,957	12,296
District growth %								2.96%	3.07%	2.84%

* Core utilization does not include modular facility additions

**West Lethbridge Middle School has a core of 900 student spaces and will open in 2018-2019. Enrolment will be split between Lakie and Watermark once open

ENROLMENT TRENDS AND PROJECTIONS

Lethbridge School District No. 51 Enrolment Actual 2016, 2017 and Projected 2018-2032

Grade Level or Program	Capacity	Actual		Projected Enrolment																
		2016	2017	2018	2019	2020	2021	2022	2023	2024	2025	2026	2027	2028	2029	2030	2031	2032		
Elementary Schools																				
Coalbanks Elementary																				
Pre-Kindergarten	N/A	N/A	33	49	53	50	51	54	55	57	58	61	63	65	68	71	73	75		
Kindergarten	N/A	N/A	102	90	127	134	127	131	135	138	142	144	151	155	162	167	173	178		
Grades 1-5:	N/A	N/A	354	434	496	550	622	688	686	730	736	741	757	778	801	827	856	889		
Total	600	N/A	489	573	676	734	800	853	876	925	936	946	971	999	1,031	1,065	1,102	1,142		
Dr. Probe Elementary																				
Pre-Kindergarten	N/A	40	42	40	40	40	40	40	40	40	40	40	40	40	40	40	40	40		
Kindergarten	N/A	79	89	76	79	90	80	85	87	89	91	93	94	95	97	98	99	101		
Grades 1-5:	N/A	478	467	477	481	485	486	494	490	505	516	516	532	541	553	561	571	580		
Total	625	597	598	593	600	595	606	619	617	634	647	649	666	676	690	699	710	721		
Ecole Agnes Davidson Elementary																				
Pre-Kindergarten	N/A	44	57	54	55	55	56	58	56	57	57	57	58	58	58	58	59	59		
Kindergarten	N/A	101	85	75	80	83	81	83	83	85	85	86	86	87	87	88	89	89		
Grades 1-5:	N/A	573	416	437	426	421	427	434	427	434	439	441	446	450	453	455	458	461		
Total	775	718	558	566	561	559	564	573	566	576	581	584	590	595	598	601	606	609		
Ecole Nicholas Sheran School																				
Pre-Kindergarten	N/A	40	40	40	40	40	40	40	40	40	40	40	40	40	40	40	40	40		
Kindergarten	N/A	89	81	85	88	79	82	82	83	83	83	83	83	83	83	83	83	83		
Grades 1-5:	N/A	445	437	430	447	417	419	415	418	416	431	435	436	437	437	437	437	437		
Total	639	574	558	555	555	536	541	537	541	539	554	558	559	560	560	560	560	560		
Fleetwood-Bawden Elementary																				
Pre-Kindergarten	N/A	40	41	39	44	39	41	41	41	41	41	42	42	42	42	42	42	42		
Kindergarten	N/A	48	33	37	33	39	33	35	35	35	35	35	35	35	35	35	35	35		
Grades 1-5:	N/A	302	307	313	318	296	298	291	292	288	291	286	289	290	291	291	291	292		
Total	473	390	381	389	395	374	372	367	368	364	367	363	366	367	368	368	368	369		
Galbraith Elementary																				
Pre-Kindergarten	N/A	43	38	39	46	38	40	41	41	41	41	41	41	41	41	41	41	41		
Kindergarten	N/A	44	66	65	64	79	63	67	67	67	67	68	68	68	68	68	68	69		
Grades 1-5:	N/A	401	354	358	360	333	336	356	356	358	360	349	354	355	356	357	358	358		
Total	515	488	458	460	470	450	439	464	464	466	466	468	463	464	465	466	467	468		

Lethbridge School District No. 51 Enrolment Actual 2016, 2017 and Projected 2018-2032

Grade Level or Program	Capacity	Actual		Projected Enrolment														
		2016	2017	2018	2019	2020	2021	2022	2023	2024	2025	2026	2027	2028	2029	2030	2031	2032
General Stewart Elementary																		
Pre-Kindergarten	N/A	28	48	39	41	40	41	40	41	41	41	42	42	42	43	43	43	44
Kindergarten	N/A	23	21	23	24	22	22	22	21	21	21	21	21	21	21	21	21	21
Grades 1-5:	N/A	112	107	112	114	119	126	125	127	124	121	121	120	120	120	120	120	120
Total	186	163	176	174	179	181	189	187	189	186	183	184	183	183	184	184	184	185
Lakeview Elementary																		
Kindergarten	N/A	72	83	73	81	85	71	77	77	77	78	78	78	78	78	78	78	78
Grades 1-5:	N/A	443	428	434	431	426	436	429	422	428	423	417	424	426	427	428	428	428
Total	562	515	511	507	512	511	507	506	499	505	501	495	502	504	505	506	506	506
Mike Mountain Horse Elementary																		
Pre-Kindergarten	N/A	76	63	74	66	70	69	69	69	70	70	70	70	70	71	71	71	71
Kindergarten	N/A	82	80	71	89	73	82	79	79	79	79	79	79	79	79	79	79	79
Grades 1-5:	N/A	542	466	463	436	421	414	424	424	432	422	428	425	425	425	425	425	425
Total	763	700	609	598	590	564	565	572	572	581	571	577	574	574	575	575	575	575
Park Meadows Elementary																		
Pre-Kindergarten	N/A	39	34	37	35	35	37	37	38	38	38	38	38	38	38	38	39	39
Kindergarten	N/A	50	46	46	52	47	47	49	49	49	49	49	49	49	49	49	49	49
Grades 1-5:	N/A	247	261	254	263	258	259	256	259	262	261	264	267	267	267	267	267	267
Total	509	336	341	337	350	340	343	342	346	349	348	351	354	354	354	354	355	355
Senator Buchanan Elementary																		
Pre-Kindergarten	N/A	28	28	25	29	29	29	29	29	30	30	30	30	30	30	30	30	31
Kindergarten	N/A	43	41	41	34	41	41	42	42	42	42	42	42	42	42	42	42	42
Grades 1-5:	N/A	215	215	226	225	207	212	209	211	212	218	220	220	220	220	220	220	220
Total	369	286	284	292	288	277	282	280	282	284	290	292	292	292	292	292	292	293
Westminster Elementary																		
Pre-Kindergarten	N/A	37	29	30	31	33	33	33	34	34	34	34	34	34	34	34	35	35
Kindergarten	N/A	23	39	25	26	27	29	29	29	29	29	29	29	29	29	29	29	29
Grades 1-5:	N/A	140	133	140	146	146	138	145	135	140	143	145	145	145	145	145	145	145
Total	367	200	201	195	203	206	200	207	198	203	206	208	208	208	208	208	209	209
Elementary School Total																		
Pre-Kindergarten:	N/A	415	453	466	479	469	477	480	484	489	490	495	498	500	505	508	513	517
Kindergarten:	N/A	654	766	707	757	799	758	781	787	794	801	807	815	822	830	837	845	853
Grades Excluding PK & K:	N/A	3,898	3,945	4,066	4,143	4,059	4,173	4,246	4,247	4,329	4,361	4,363	4,415	4,464	4,495	4,533	4,576	4,622
Total:	6,383	4,967	5,164	5,239	5,379	5,327	5,408	5,507	5,518	5,612	5,652	5,665	5,728	5,776	5,830	5,878	5,934	5,992

Lethbridge School District No. 51 Enrolment Actual 2016, 2017 and Projected 2018-2032

Grade Level or Program	Capacity	Actual		+	Projected Enrolment																
		2016	2017		2018	2019	2020	2021	2022	2023	2024	2025	2026	2027	2028	2029	2030	2031	2032		
Middle Schools																					
G. S. Lakie Middle																					
Grades 6-8:	N/A	859	912	419	427	458		450	453	426	418	441	438	456	451	457	461	464	464		
Total	937	859	912	419	427	458		450	453	426	418	441	438	456	451	457	461	464	464		
Gilbert Paterson Middle																					
Grades 6-8:	N/A	655	704	716	776	818		827	832	815	826	820	825	822	825	816	828	836	839		
Total	941	655	704	716	776	818		827	832	815	826	820	825	822	825	816	828	836	839		
New West Lethbridge Middle (2018/19)																					
Grades 6-8:	N/A			536	539	618		634	671	674	682	730	754	790	804	797	814	831	848		
Total	900			536	539	618		634	671	674	682	730	754	790	804	797	814	831	848		
Wilson Middle																					
Grades 6-8:	N/A	585	633	658	668	717		738	743	702	690	709	712	718	728	720	727	731	735		
Total	886	585	633	658	668	717		738	743	702	690	709	712	718	728	720	727	731	735		
Middle School Total																					
Grades Excluding PK & K:	N/A	2,099	2,249	2,329	2,410	2,611		2,649	2,699	2,617	2,626	2,700	2,729	2,786	2,808	2,790	2,830	2,862	2,886		
Total:	3,664	2,099	2,249	2,329	2,410	2,611		2,649	2,699	2,617	2,626	2,700	2,729	2,786	2,808	2,790	2,830	2,862	2,886		
High Schools																					
Chinook High																					
Grades 9-12:	N/A	1,106	1,153	1,216	1,275	1,301		1,379	1,399	1,528	1,570	1,578	1,670	1,605	1,672	1,755	1,763	1,829	1,845		
Total	1,375	1,106	1,153	1,216	1,275	1,301		1,379	1,399	1,528	1,570	1,578	1,670	1,605	1,672	1,755	1,763	1,829	1,845		
Lethbridge Collegiate																					
Grades 9-12:	N/A	838	859	886	882	940		971	1,002	1,092	1,083	1,113	1,125	1,089	1,099	1,105	1,088	1,126	1,128		
Total	2,191	838	859	886	882	940		971	1,002	1,092	1,083	1,113	1,125	1,089	1,099	1,105	1,088	1,126	1,128		
Winston Churchill High																					
Grades 9-12:	N/A	788	810	852	893	955		1,027	1,037	1,136	1,144	1,136	1,182	1,124	1,121	1,167	1,156	1,169	1,180		
Total	1,094	786	810	852	893	955		1,027	1,037	1,136	1,144	1,136	1,182	1,124	1,121	1,167	1,156	1,169	1,180		
High School Total																					
Grades Excluding PK & K:	N/A	2,730	2,822	2,954	3,050	3,196		3,377	3,438	3,756	3,797	3,827	3,977	3,818	3,892	4,027	4,007	4,124	4,153		
Total:	4,660	2,730	2,822	2,954	3,050	3,196		3,377	3,438	3,756	3,797	3,827	3,977	3,818	3,892	4,027	4,007	4,124	4,153		

Lethbridge School District No. 51 Enrolment Actual 2016, 2017 and Projected 2018-2032

Grade Level or Program	Capacity	Actual		Projected Enrolment																
		2016	2017	2018	2019	2020	2021	2022	2023	2024	2025	2026	2027	2028	2029	2030	2031	2032		
Alternate Christian Schools																				
Immanuel Christian Elementary																				
Pre-Kindergarten	N/A	N/A	18	19	20	19	19	20	20	20	20	21	21	21	21	21	21	21		
Kindergarten	N/A	26	56	54	55	56	55	56	56	57	57	57	57	57	58	58	58	58		
Grades 1-5	N/A	206	199	220	238	252	255	290	290	292	294	295	297	298	299	300	301	302		
Total	402	232	273	293	313	327	329	366	366	369	371	373	375	376	378	379	380	381		
Immanuel Christian Secondary																				
Grades 6-12	N/A	304	313	324	327	338	360	349	380	406	433	458	478	483	529	529	533	537		
Total	707	304	313	324	327	338	360	349	380	406	433	458	478	483	529	529	533	537		
Lethbridge Christian																				
Kindergarten	N/A	23	35	33	34	35	34	35	35	36	36	36	36	36	37	37	37	37		
Grades 1-8	N/A	150	154	167	185	198	214	224	236	248	258	259	261	263	264	266	268	270		
Total	255	173	189	200	219	233	248	259	271	284	294	295	297	299	301	303	305	307		
Alternate Christian Total																				
Pre-Kindergarten	N/A	N/A	18	19	20	19	19	20	20	20	20	21	21	21	21	21	21	21		
Kindergarten	N/A	49	91	87	89	91	89	91	91	93	93	93	93	93	95	95	95	95		
Grades Excluding PK & K	N/A	660	666	711	750	788	829	883	906	946	985	1,012	1,036	1,044	1,092	1,095	1,102	1,109		
Total	255	709	775	817	859	898	937	974	1,017	1,059	1,098	1,126	1,150	1,158	1,208	1,211	1,218	1,225		
Alternate/Outreach																				
Victoria Park High School and Alternative Schools																				
Grades Excluding PK & K	N/A	228	258	262	259	264	262	261	261	261	260	259	259	259	259	259	259	259		
Total	359	228	258	262	259	264	262	261	261	261	260	259	259	259	259	259	259	259		
District Total																				
Total All Schools																				
Pre-Kindergarten:	N/A	415	471	485	499	488	496	500	504	509	510	516	519	521	526	529	534	538		
Kindergarten:	N/A	703	857	794	846	890	847	872	878	887	894	900	908	915	925	932	940	948		
Grades Excluding PK & K:	N/A	9,615	9,940	10,322	10,612	10,918	11,290	11,507	11,787	11,959	12,133	12,340	12,314	12,457	12,663	12,724	12,923	13,029		
Total:	15,426	10,733	11,268	11,601	11,957	12,296	12,633	12,879	13,169	13,355	13,537	13,756	13,741	13,893	14,114	14,185	14,397	14,515		

ELEMENTARY SCHOOL ENROLMENT

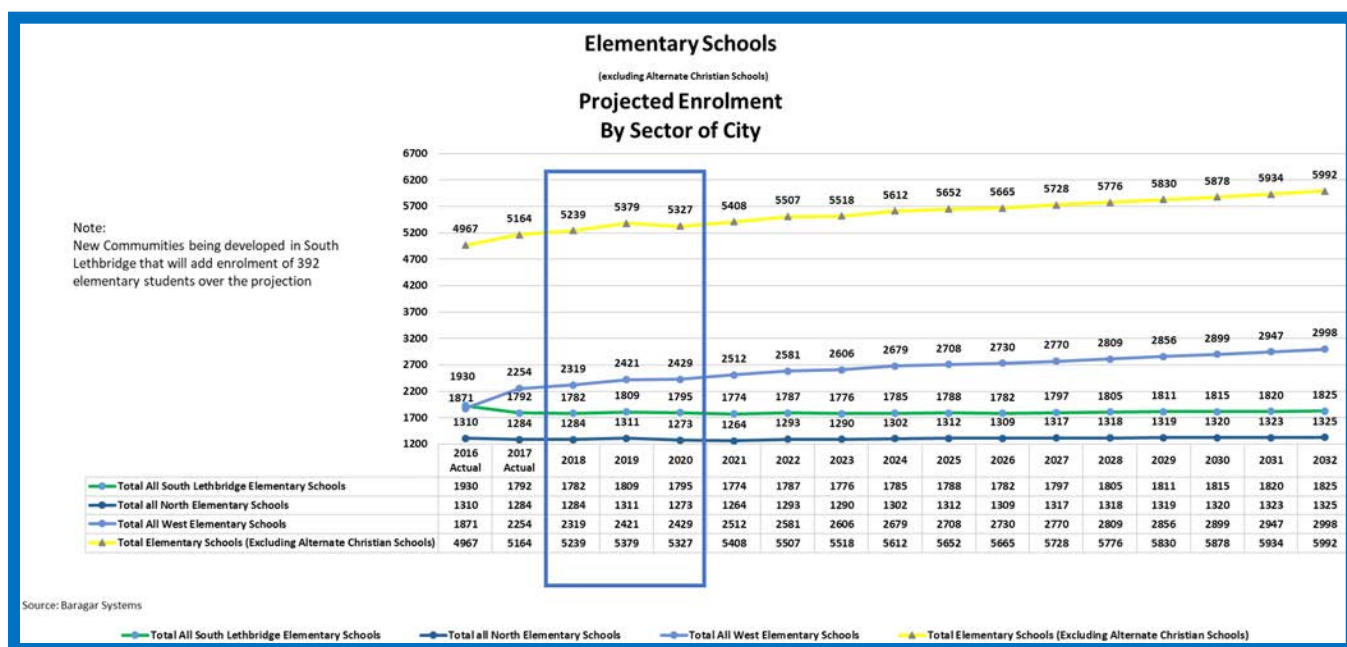
Total Elementary School Enrolment is projected to **increase by 3.2% by 2020, 6.6% in 2022 and 10.9% in 2027** as compared to 2017 enrolment. The charts on the following page illustrate the growth in enrolment by city sector and at each elementary school.



Enrolment in west Lethbridge will be the greatest of all city selectors in elementary, in particular the greatest projected growth will be at Coalbanks Elementary School.

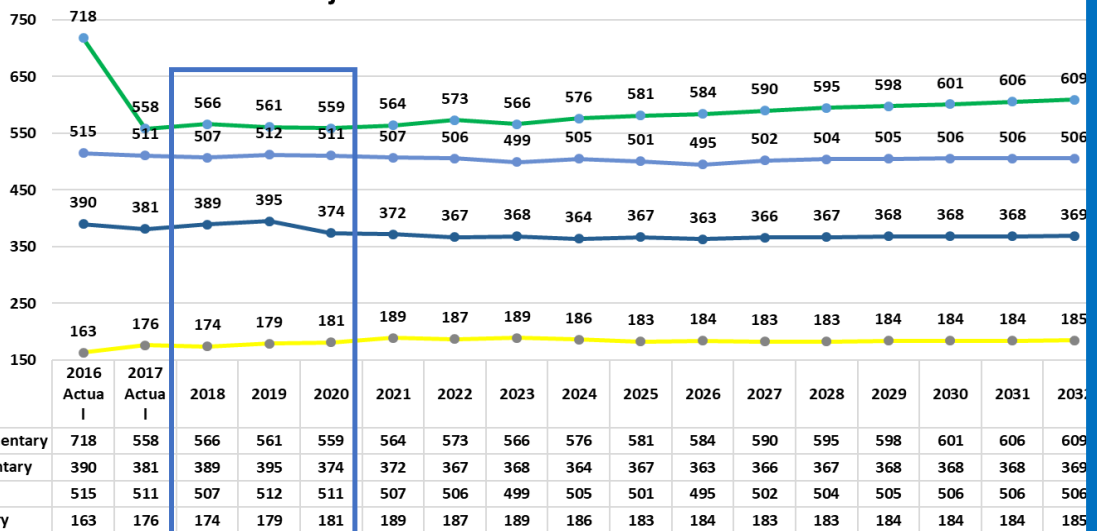
The second significant area of growth will be in south Lethbridge. Enrolment projections for south Lethbridge currently do not include the projected 400 elementary aged students for the new Discovery subdivision. These two areas of growth, combined with existing school capacities has necessitate the need for two new schools in west Lethbridge and one in South East Lethbridge.

Elementary Schools in north Lethbridge will see relatively flat growth over the projection period.



Elementary Schools South Lethbridge Projected Enrolment

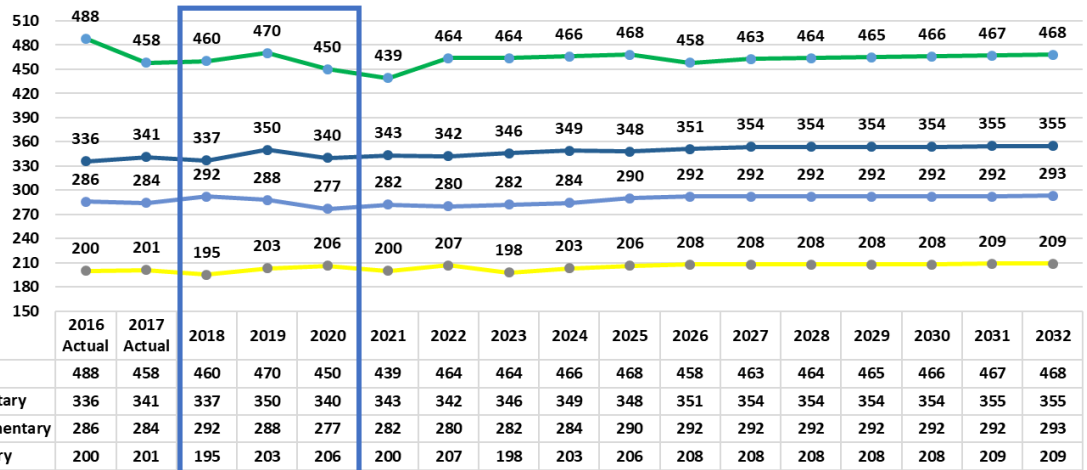
Note:
New communities are currently in development in SE Lethbridge that will add over 392 Elementary aged students to the enrolment in by 2032. A new Elementary School in SE Lethbridge is currently approved for design and a site is ready to begin construction upon approval.



Source: Baragar Systems

● Ecole Agnes Davidson Elementary
 ● Fleetwood-Bawden Elementary
 ● Lakeview Elementary
 ● General Stewart Elementary

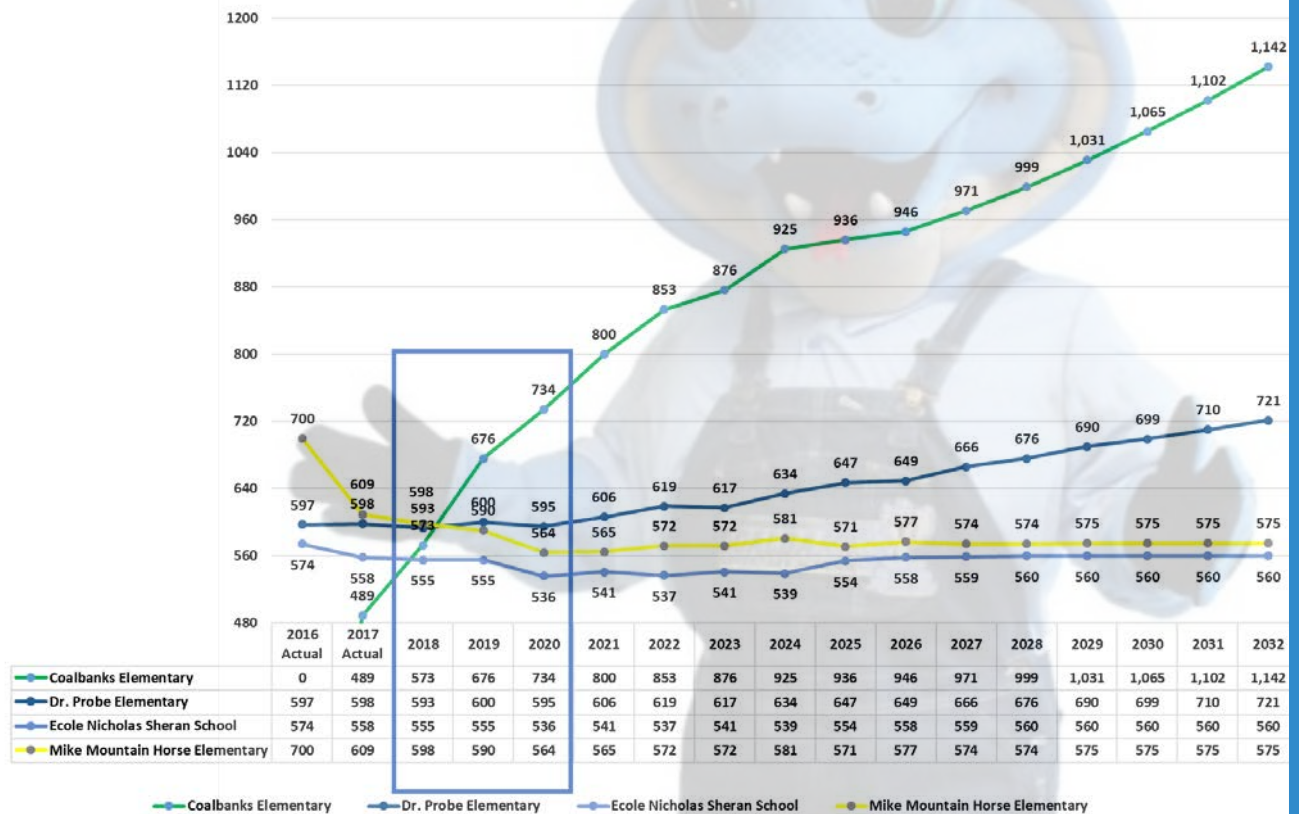
Elementary Schools North Lethbridge Projected Enrolment



Source: Baragar Systems

● Galbraith Elementary
 ● Park Meadows Elementary
 ● Senator Buchanan Elementary
 ● Westminster Elementary

Elementary Schools West Lethbridge Projected Enrolment

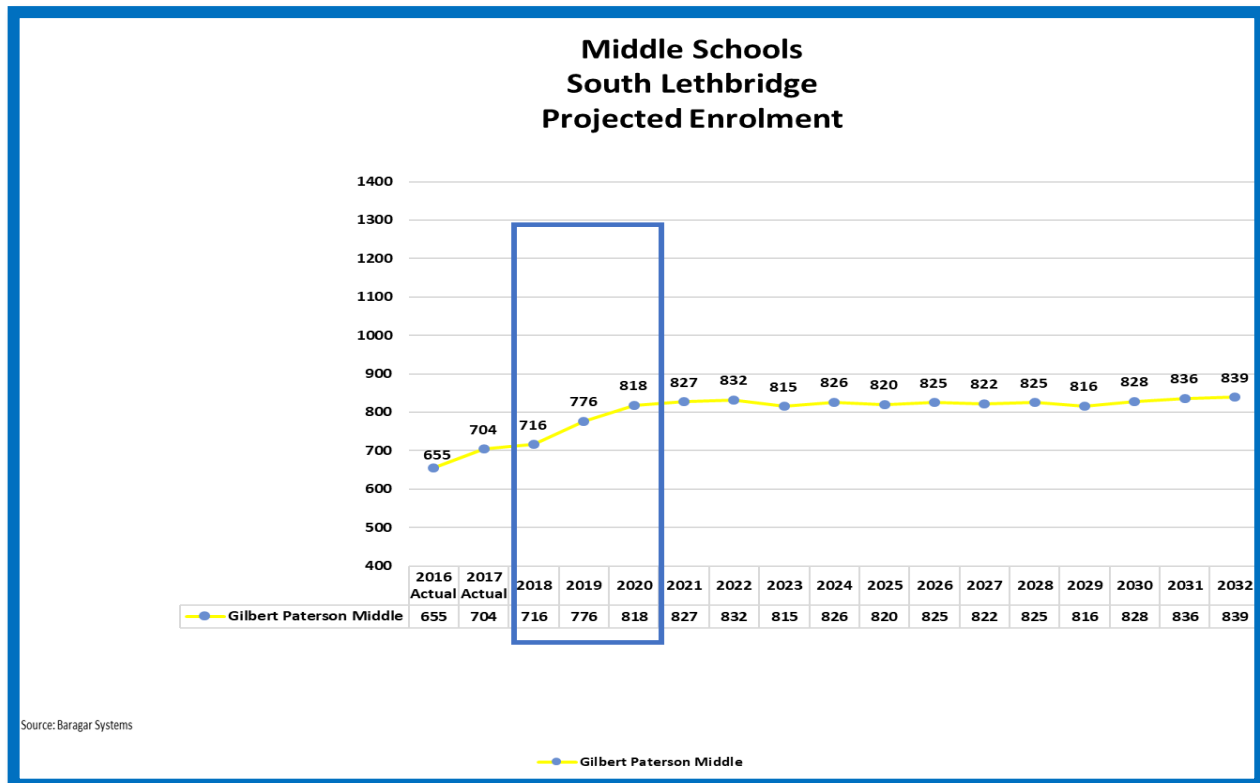
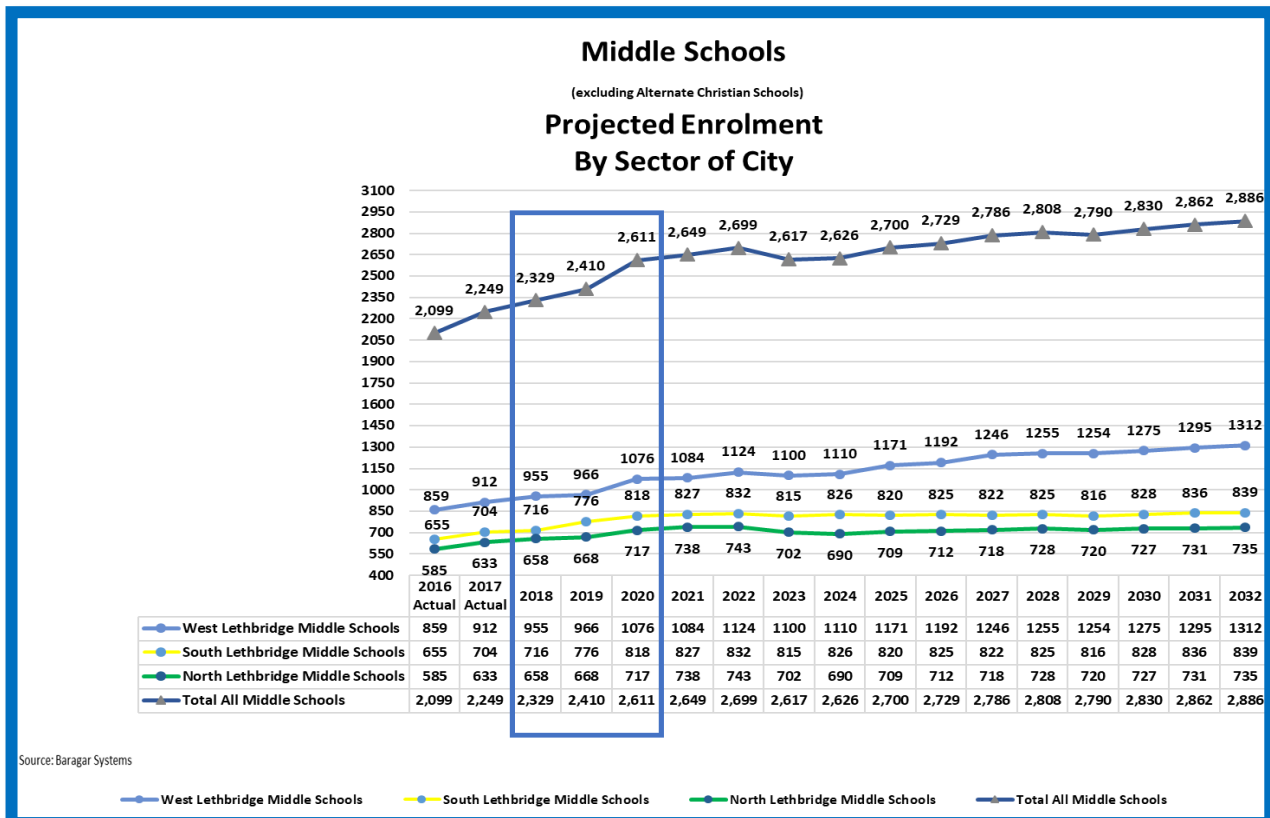


West Lethbridge Elementary enrolment is expected to dramatically increase over the projection period as illustrated in the above chart.

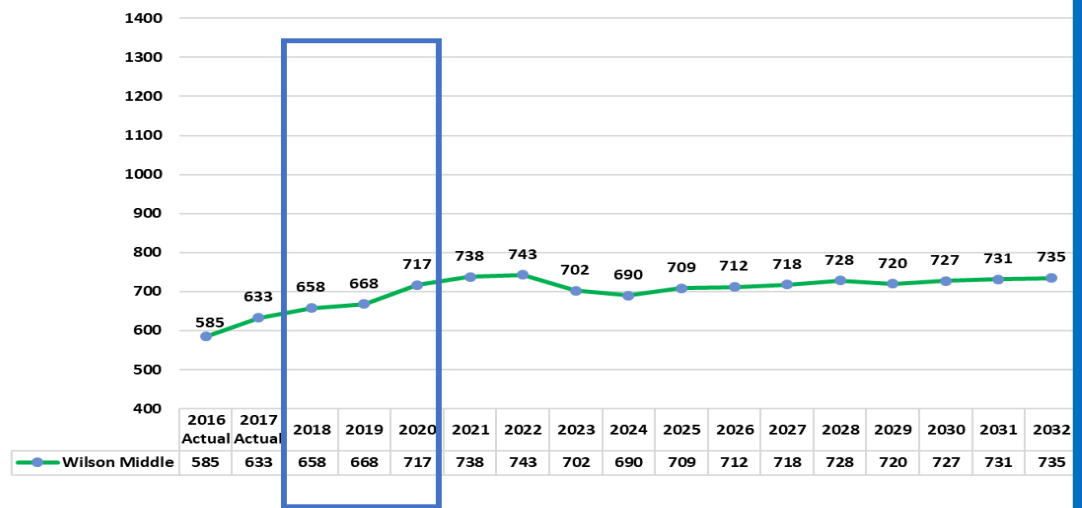
Coalbanks Elementary which opened in 2017 at 489 students and 98% capacity will see enrolment **growth of 17% to 2020, 74% to 2022 and 99% to 2027** as compared to 2017. Combined with projected growth in enrolment over the projection period at Dr. Gerald Probe Elementary, there is an urgent need for short term solutions such as modular classrooms but also long term solution of two new elementary schools in west Lethbridge.

The charts on the next page illustrate that total Middle School Enrolment is projected to **increase by 16.9% by 2020, 20% in 2022 and 23.9% in 2027** as compared to 2017 enrolment. This is significant growth, however with the opening of 900 student spaces in 2018 with the new middle school in west Lethbridge, there should be capacity to support this growth. The charts on the following page illustrate the growth in enrolment by city sector and at each middle school.

MIDDLE SCHOOL ENROLMENT



Middle Schools North Lethbridge Projected Enrolment



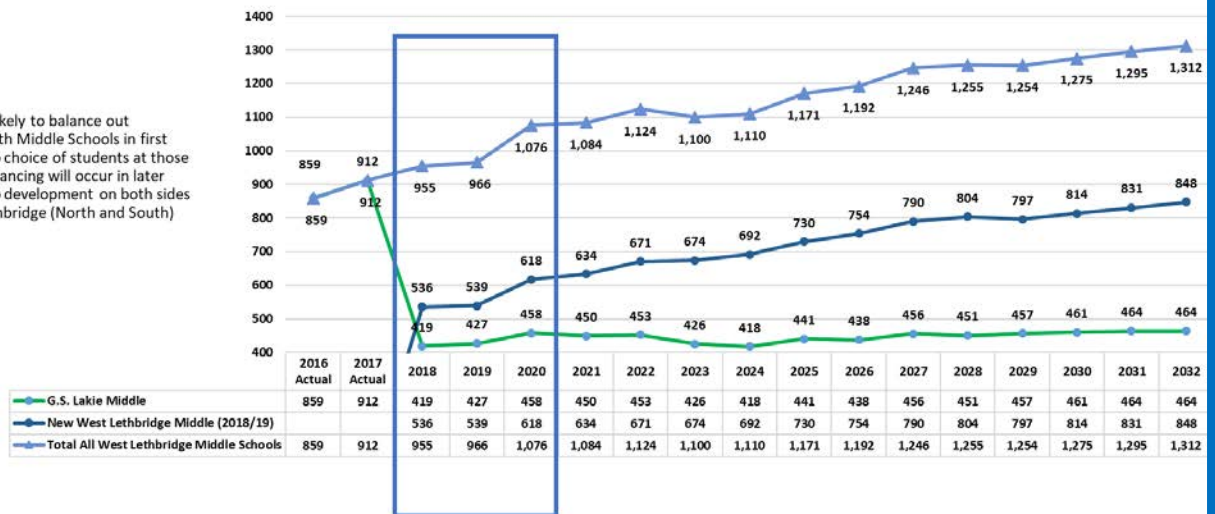
Source: Baragar Systems

Wilson Middle

Middle School enrolment will increase in both North and South Lethbridge until 2022 then level off. The greatest growth will be in the city's west side. With the new middle school in west Lethbridge in the Watermark subdivision that will hold up to 900 students, there should be the capacity to meet this growth.

Middle Schools West Lethbridge Projected Enrolment

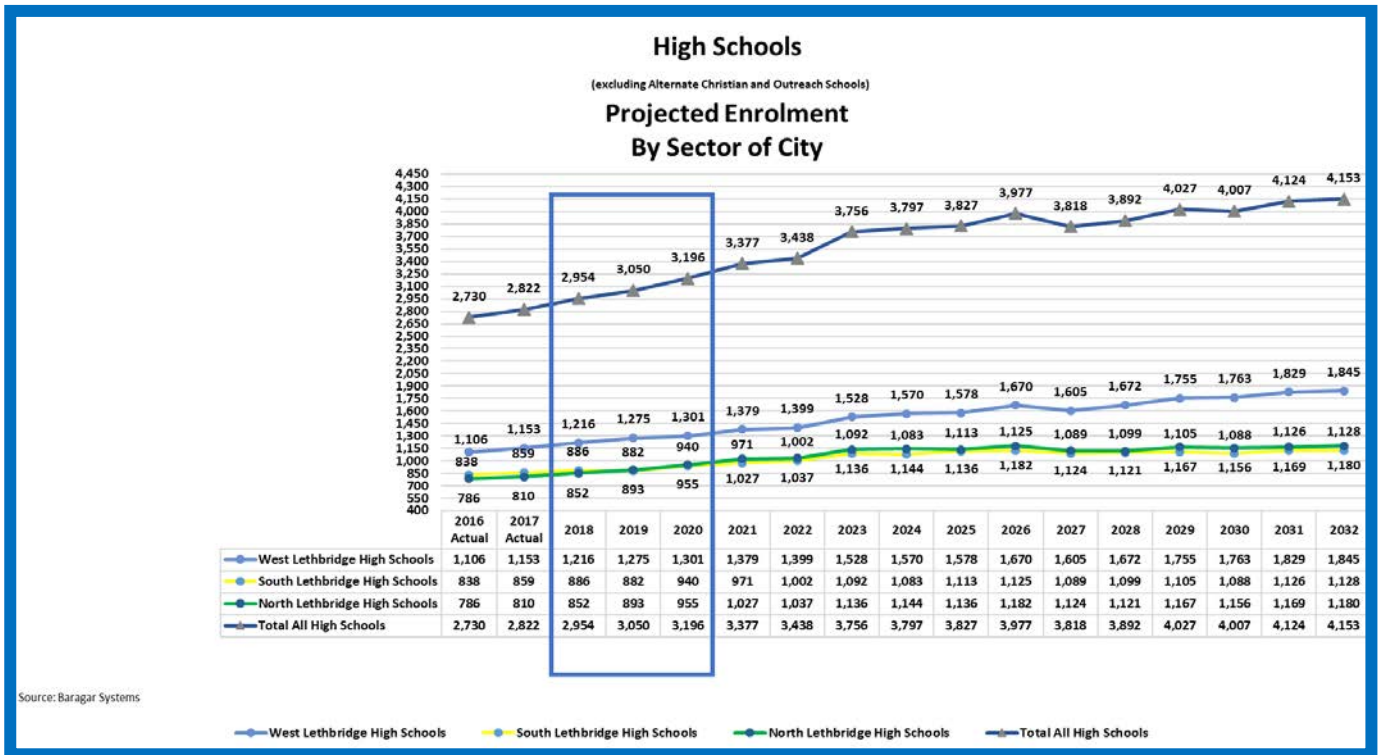
Note:
Enrolment likely to balance out between both Middle Schools in first years due to choice of students at those schools. Balancing will occur in later years due to development on both sides of West Lethbridge (North and South)



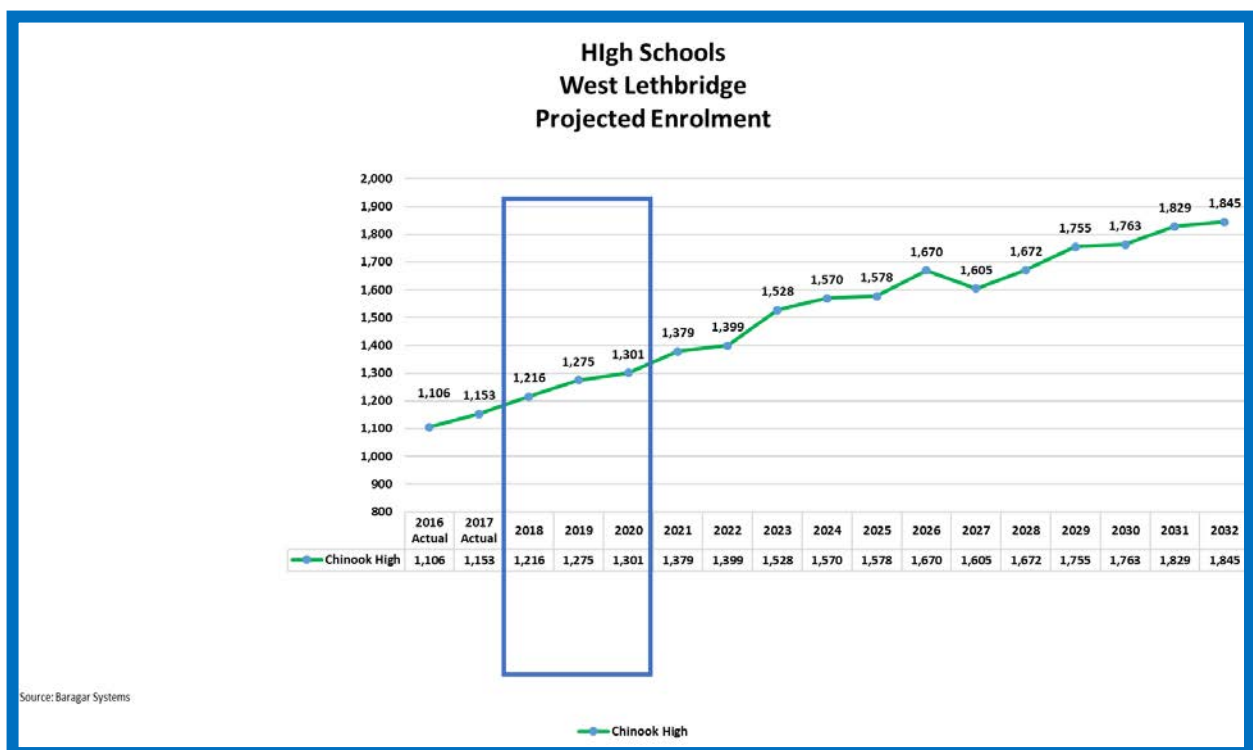
Source: Baragar Systems

G.S. Lakie Middle New West Lethbridge Middle (2018/19) Total All West Lethbridge Middle Schools

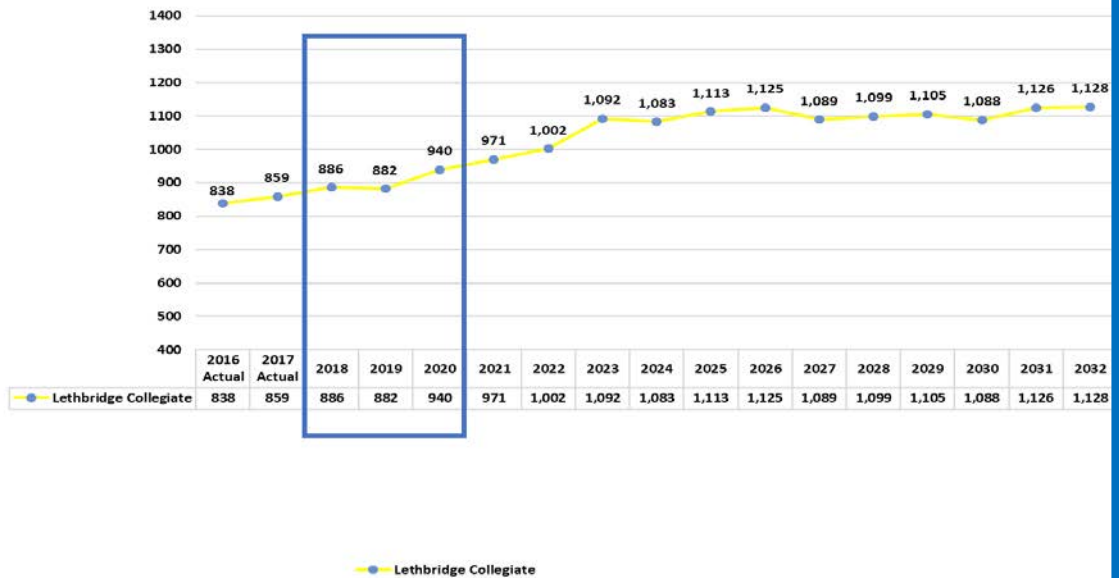
HIGH SCHOOL ENROLMENT



Total High School Enrolment is projected to **increase by 13.3% by 2020, 21.8% in 2022 and 35.3% in 2027** as compared to 2017 enrolment. All high schools are expected to grow over the projection period. Significant growth will occur in west Lethbridge. With the south Lethbridge high school, LCI, at only 41% capacity, short term solutions would be modular classrooms, however in the long term, it may be necessary to review high school boundaries.

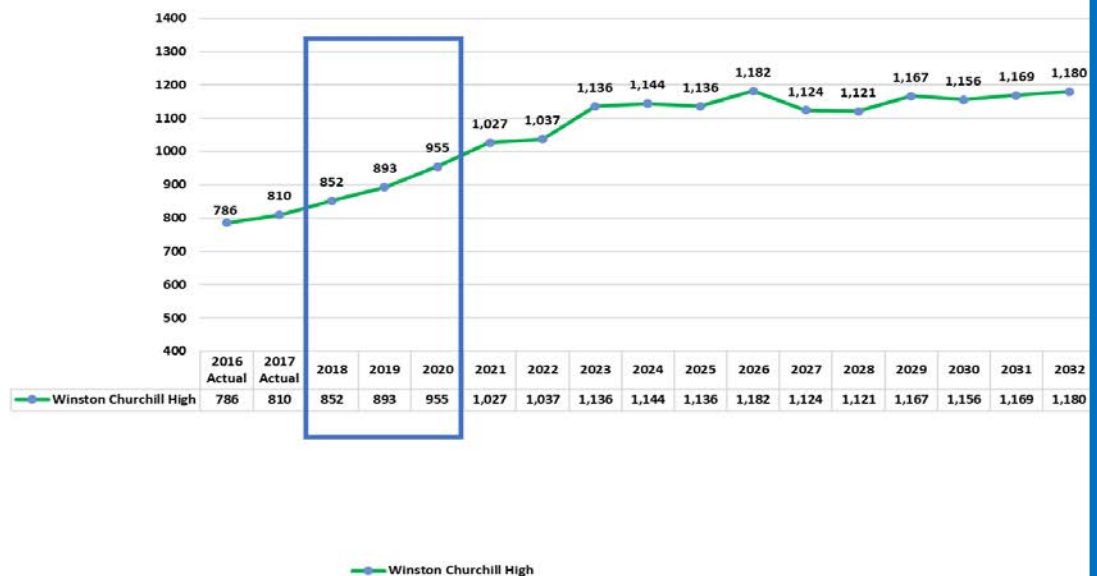


High Schools South Lethbridge Projected Enrolment



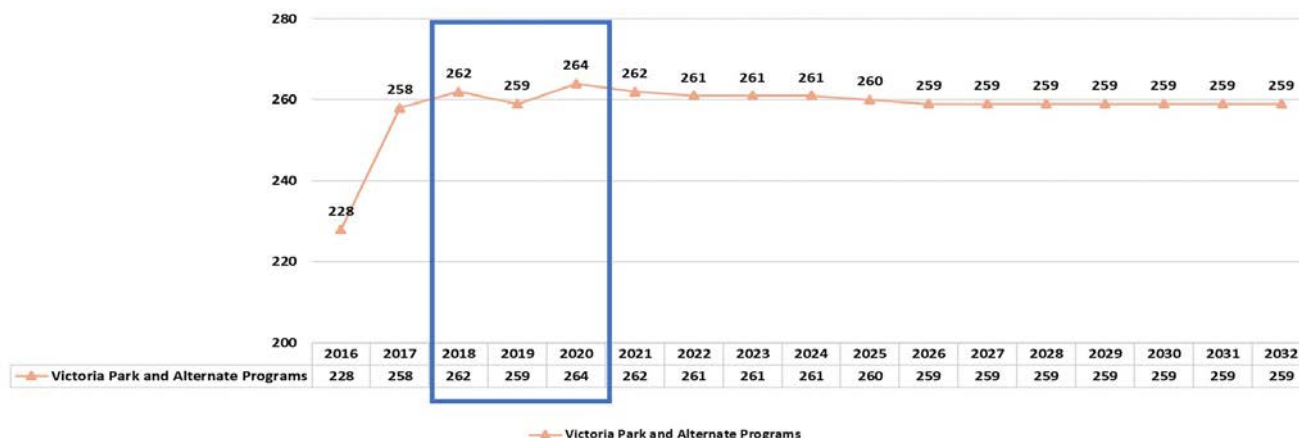
The charts on this page illustrate growth in enrolment for both the south and north high schools. Both schools currently have the capacity to sustain this growth in the short term. If the north Lethbridge high school enrolment grows as anticipated in the long term then strategies will need to be developed to address this increased growth.

High Schools North Lethbridge Projected Enrolment



ALTERNATE PROGRAM ENROLMENT

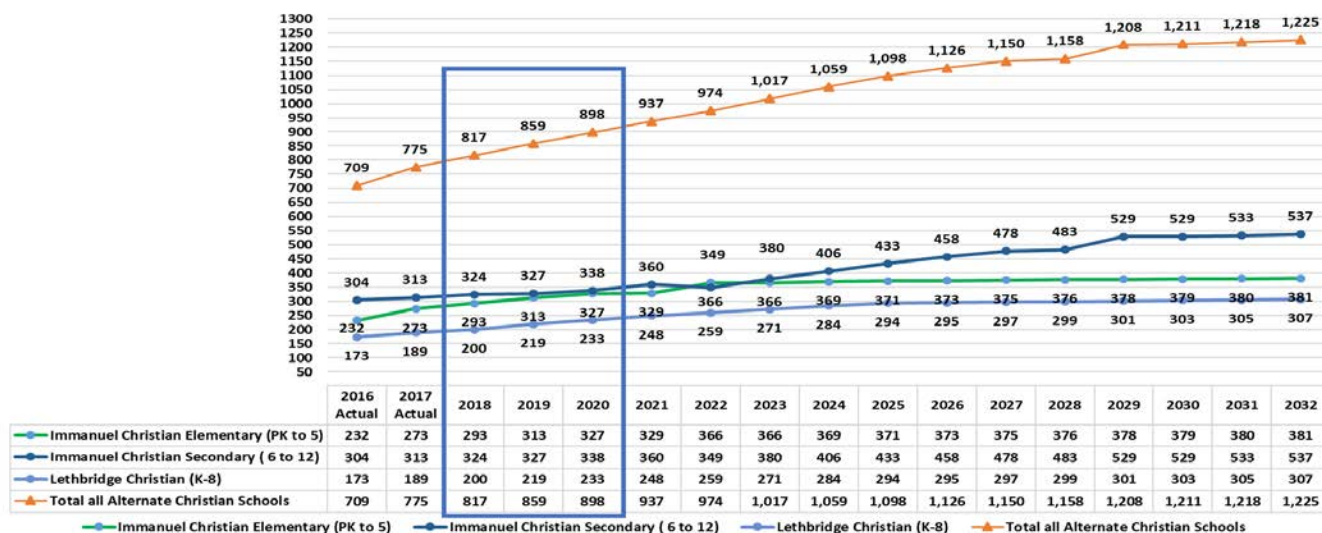
**Lethbridge Alternate Schools and Programs
Victoria Park High School and Alternative Programs
Projected Enrolment**



Victoria Park High School and Alternative Programs will maintain current enrolment through the projection period.

There will be significant increases in Alternative Christian Programming in Lethbridge based on the projections below. In particular growth will be the greatest at Immanuel Christian Elementary School. Alternate Christian Schools in Lethbridge are owned and maintained by societies and not the school district.

**Alternate Christian Schools
Projected Enrolment**



Source: Baragar Systems

COALBANKS ELEMENTARY SCHOOL

230 Coalbanks Blvd W | <http://cb.lethsd.ab.ca>

School Demographics

Year Built:	2017
Year Modernized:	-
Number of Modular facilities:	8 (modulars = 200 student spaces)
Enrolment 2017-2018:	489
Projected enrolment 2022:	853
Core Capacity:	300
Total Capacity:	500
Utilization 2017-2018:	98%
Projected Utilization 2022:	142%

Coalbanks Elementary School also is home to the West Lethbridge Parent Link Centre that is operated by the Family Centre.

ENROLMENT PROFILE

**CROSS BOUNDARY
REGULAR PROGRAM
OUTFLOW**
(% OF RESIDENTS)



17 (4.4%)

Number of pupils in the Regular program who live in a school's boundary, but choose to attend another school.

**NET CROSS
BOUNDARY REGULAR
PROGRAM**



+6

A calculated result of the relationship between Inflow vs. Outflow.

**RESIDENTS
ENROLLED IN
DISTRICT PROGRAMS**
(DISTRICT AVERAGE)



29.7% (19.9%)

The percentage of pupils residing within this school's boundary that are enrolled in a district program at any school within the jurisdiction.

**INTEGRATED
SPECIAL EDUCATION**
(DISTRICT AVERAGE)



5.3% (12.9%)

The proportion of the total enrolment made up of pupils with Special Needs designations who are in Regular classrooms.

**ENGLISH AS A
SECOND LANGUAGE**
(DISTRICT AVERAGE)



6.7% (9.0%)

The percentage of the school's enrolment receiving ESL services/instruction/funding.

INDIGENOUS
(DISTRICT AVERAGE)



2.2% (7.1%)

The percentage of the school's enrolment that have self declared as being of Indigenous ancestry.



About the School

City Sector: West
Boundary map #: Elementary #12
Grade structure: Preschool to Grade

Programs: Coalbanks offers both a Spanish Bilingual program to kindergarten and grade one students as well as an Arabic Language and Islamic Culture Elective Program to students.

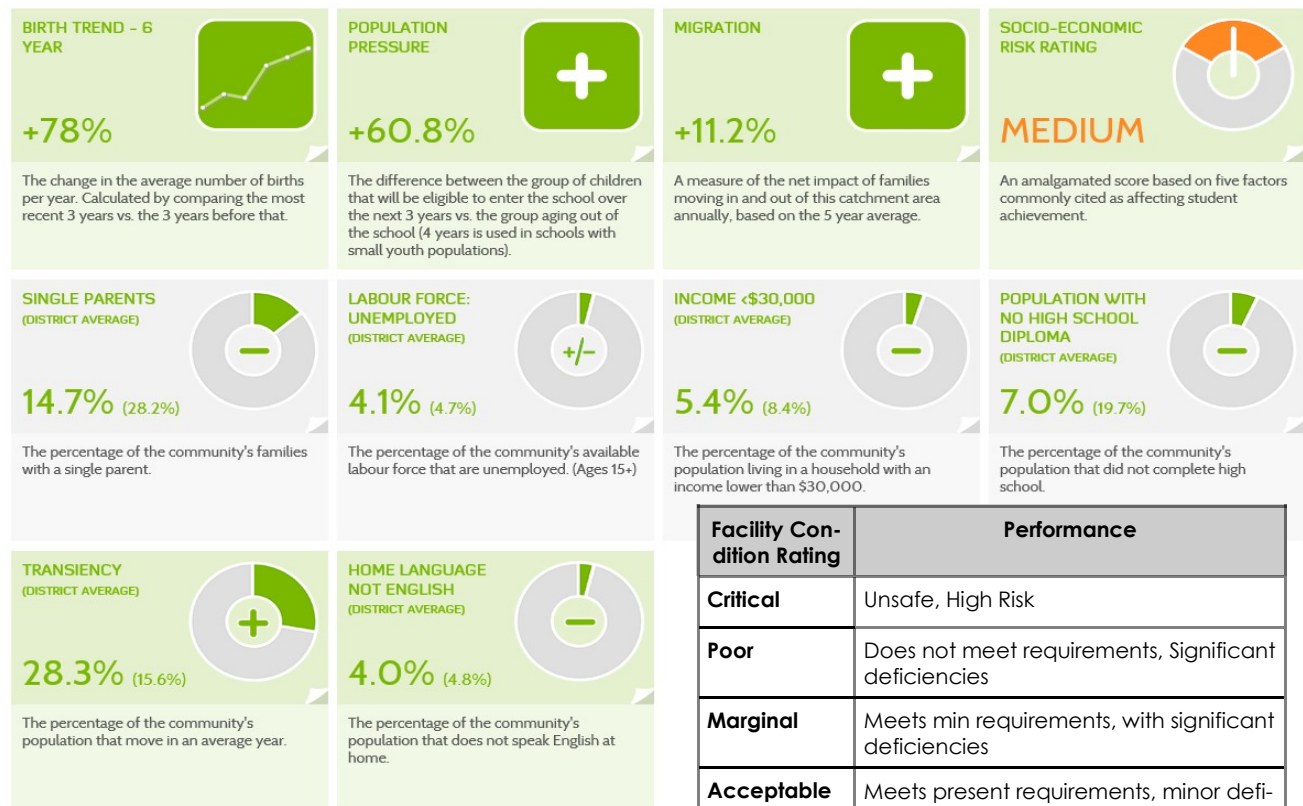
Facilities Assessment

Facility condition: Excellent

Immediate facility needs: Modular classrooms for enrolment growth

Long term facility needs: Modular classrooms for enrolment growth. Maintenance of life cycle of major building components.

COMMUNITY PROFILE



DR. GERALD B. PROBE ELEMENTARY SCHOOL

120 Rocky Mountain Blvd, W | <http://gpro.lethsd.ab.ca>

School Demographics

Year Built:	1991
Year Modernized:	-
Number of Modular facilities:	16 (4 relocatable, 12 modulars= 400 student spaces)
Enrolment 2017-2018:	598
Projected enrolment 2022:	619
Core Capacity:	325
Total Capacity:	625
Utilization 2017-2018:	96%
Projected Utilization 2022:	99%

ENROLMENT PROFILE

**CROSS BOUNDARY
REGULAR PROGRAM
OUTFLOW**
(% OF RESIDENTS)

74 (12.3%)

Number of pupils in the Regular program who live in a school's boundary, but choose to attend another school.

**NET CROSS
BOUNDARY REGULAR
PROGRAM**

-48

A calculated result of the relationship between Inflow vs. Outflow.

**RESIDENTS
ENROLLED IN
DISTRICT PROGRAMS**
(DISTRICT AVERAGE)

19.4% (19.9%)

The percentage of pupils residing within this school's boundary that are enrolled in a district program at any school within the jurisdiction.

**INTEGRATED
SPECIAL EDUCATION**
(DISTRICT AVERAGE)

6.9% (12.9%)

The proportion of the total enrolment made up of pupils with Special Needs designations who are in Regular classrooms.

**ENGLISH AS A
SECOND LANGUAGE**
(DISTRICT AVERAGE)

5.0% (9.0%)

The percentage of the school's enrolment receiving ESL services/instruction/funding.

INDIGENOUS
(DISTRICT AVERAGE)

3.0% (7.1%)

The percentage of the school's enrolment that have self declared as being of Indigenous ancestry.



About the School

City Sector: West
Boundary map #: Elementary #11
Grade structure: Preschool to Grade 5

Programs: The student group who opened our school created a vision for the future that holds up today; they coined the term the "Three Cs of Probe." The three Cs are **Caring, Concern and Cooperation** and hold as the standards within our school community. In the fall of 2010 the Dr. Probe staff decided to add one more: **Courage**. The "FOUR Cs of Probe" are part of our culture and what we believe to be attributes of an exceptional faculty member, student and school culture!

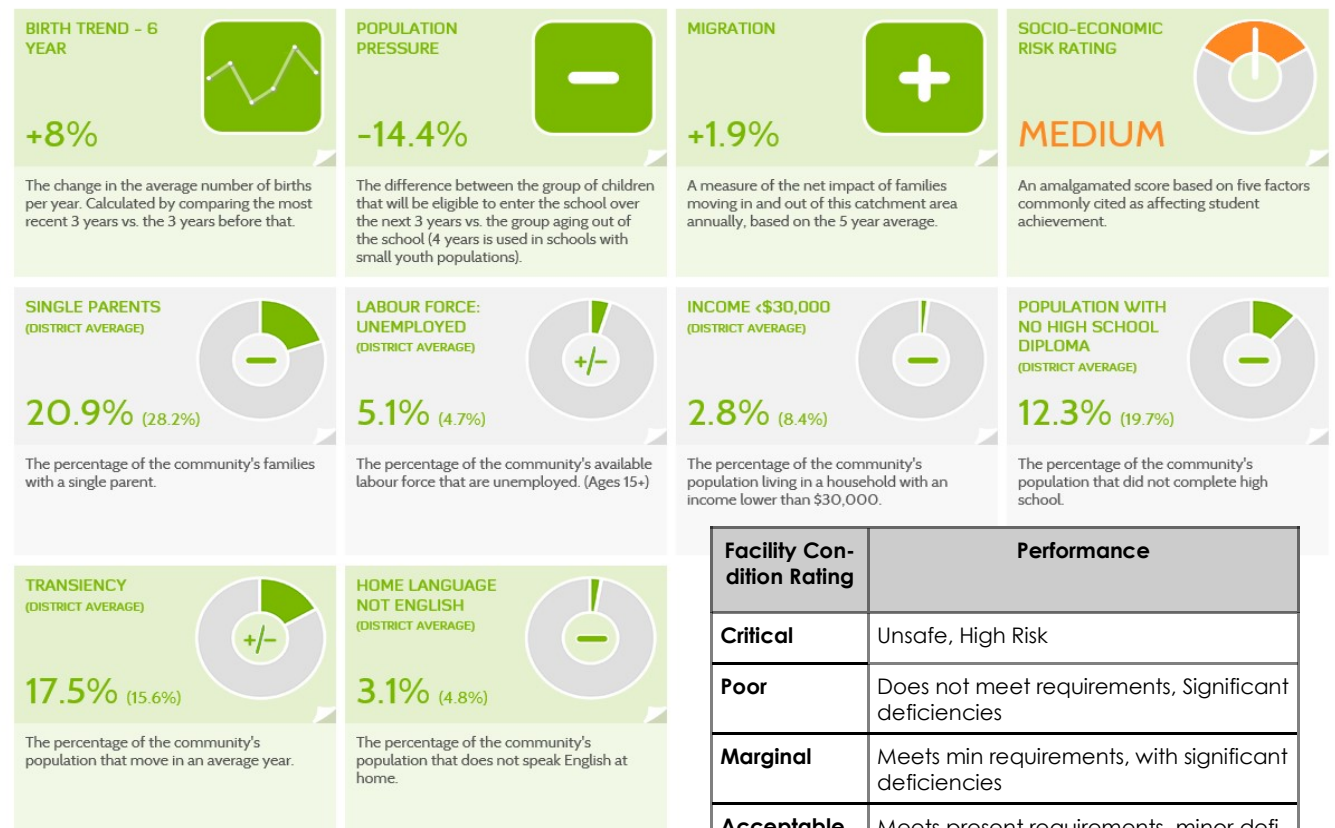
Facilities Assessment

Facility condition: Acceptable

Immediate facility needs: Interior finishes, aesthetics, durability and longevity upgrades

Long term facility needs: Mechanical and electrical upgrades. Requires modernization for functionality and operational cost effectiveness.

COMMUNITY PROFILE



Facility Condition Rating	Performance
Critical	Unsafe, High Risk
Poor	Does not meet requirements, Significant deficiencies
Marginal	Meets min requirements, with significant deficiencies
Acceptable	Meets present requirements, minor deficiencies
Good	Meets all present requirements. No deficiencies
Excellent	As new/state of art, meets present and foreseeable requirements

ECOLE AGNES DAVIDSON ELEMENTARY SCHOOL

2103 20th St. S | <http://ad.lethsd.ab.ca>

School Demographics

Year Built:	1962
Year Modernized:	Classroom additions 1965, 1970, 2003
Number of Modular facilities:	16 (2 relocatable, 11 modular = 325 student spaces, 2-Boys and Girls club, 1 kindergarten)
Enrolment 2017-2018:	558
Projected enrolment 2022:	573
Core Capacity:	450
Total Capacity:	775
Utilization 2017-2018:	69%
Projected Utilization 2022:	74%

Ecole Agnes Davidson also hosts the south Lethbridge location of the Boys and Girls Club of Lethbridge in a stand alone modular facility.

ENROLMENT PROFILE

CROSS BOUNDARY REGULAR PROGRAM OUTFLOW (% OF RESIDENTS)

30 (16.9%)

Number of pupils in the Regular program who live in a school's boundary, but choose to attend another school.

NET CROSS BOUNDARY REGULAR PROGRAM

+2

A calculated result of the relationship between Inflow vs. Outflow.

RESIDENTS ENROLLED IN DISTRICT PROGRAMS (DISTRICT AVERAGE)

42.7% (19.9%)

The percentage of pupils residing within this school's boundary that are enrolled in a district program at any school within the jurisdiction.

INTEGRATED SPECIAL EDUCATION (DISTRICT AVERAGE)

9.3% (12.9%)

The proportion of the total enrolment made up of pupils with Special Needs designations who are in Regular classrooms.

ENGLISH AS A SECOND LANGUAGE (DISTRICT AVERAGE)

3.8% (9.0%)

The percentage of the school's enrolment receiving ESL services/instruction/funding.

INDIGENOUS (DISTRICT AVERAGE)

3.0% (7.1%)

The percentage of the school's enrolment that have self declared as being of Indigenous ancestry.



About the School

City Sector:

South

Boundary map #:

Elementary #8

Grade structure:

Preschool to Grade 5

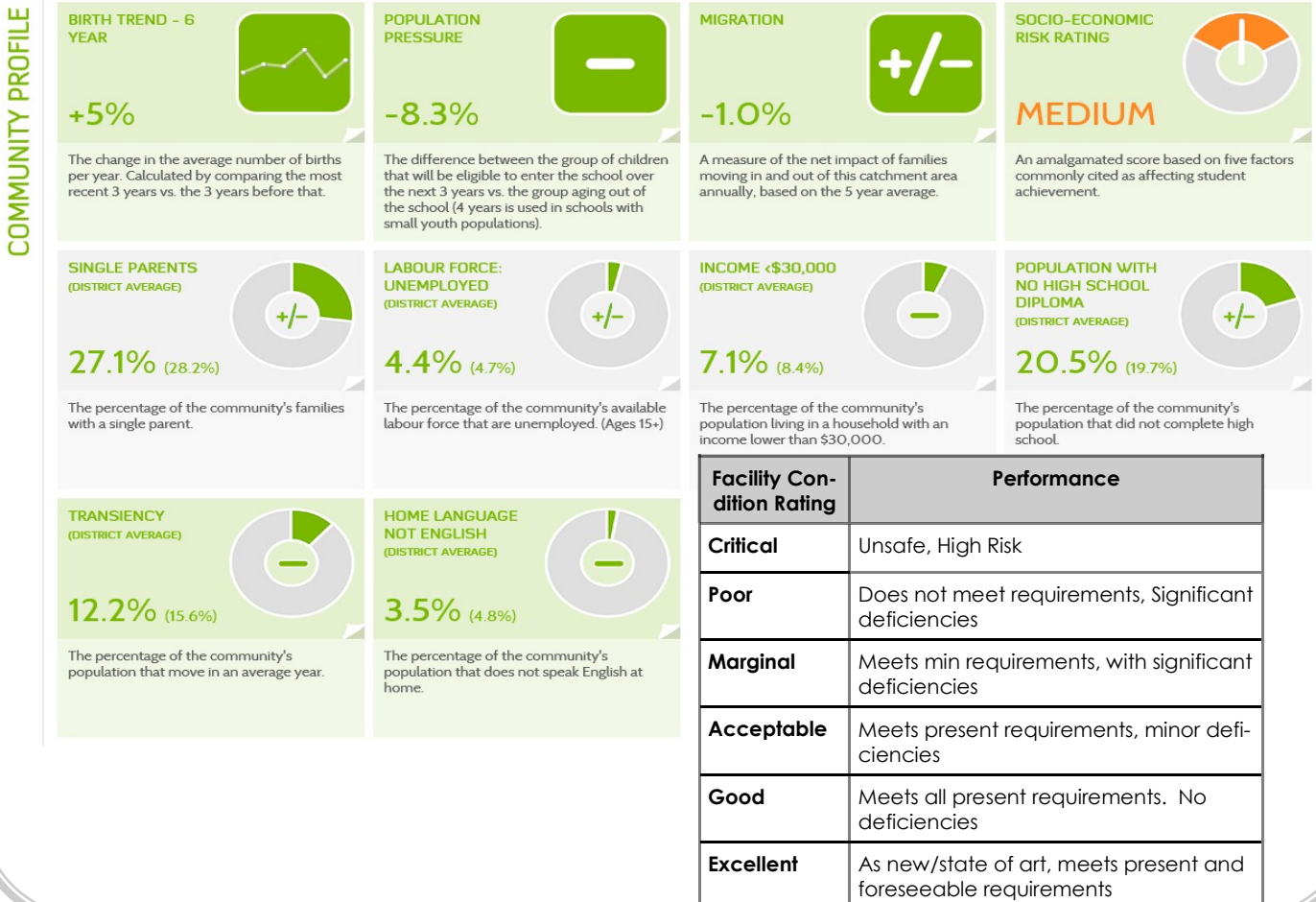
Programs: Agnes Davidson is a dual-track elementary school offering English and French Immersion programs for students in Kindergarten through Grade 5. The Agnes Davidson is also offering an Early Childhood (preschool) program for 3 and 4 year old children.

Facilities Assessment

Facility condition: Acceptable

Immediate facility needs: Two 1992 modular require demolition due to costs to bring to safety standards. Relocation of existing modular classroom for better accessibility should occur. Upgrade interior finishes for end of life cycle.

Long term facility needs: Installation of new central HVAC system, electrical systems upgrade for functionality and operational cost effectiveness.



ECOLE NICOLAS SHERAN ELEMENTARY SCHOOL

380 Laval Blvd. W | <http://ns.lethsd.ab.ca>

School Demographics

Year Built:	1980
Year Modernized:	-
Number of Modular facilities:	14 (10 relocatable, 4 modular = 350 student spaces)
Enrolment 2017-2018:	558
Projected enrolment 2022:	537
Core Capacity:	300
Total Capacity:	639
Utilization 2017-2018:	88%
Projected Utilization 2022:	84%

ENROLMENT PROFILE

CROSS BOUNDARY REGULAR PROGRAM OUTFLOW (% OF RESIDENTS)

67 (21.2%)

Number of pupils in the Regular program who live in a school's boundary, but choose to attend another school.

NET CROSS BOUNDARY REGULAR PROGRAM

-10

A calculated result of the relationship between Inflow vs. Outflow.

RESIDENTS ENROLLED IN DISTRICT PROGRAMS (DISTRICT AVERAGE)

27.7% (19.9%)

The percentage of pupils residing within this school's boundary that are enrolled in a district program at any school within the jurisdiction.

INTEGRATED SPECIAL EDUCATION (DISTRICT AVERAGE)

11.1% (12.9%)

The proportion of the total enrolment made up of pupils with Special Needs designations who are in Regular classrooms.

ENGLISH AS A SECOND LANGUAGE (DISTRICT AVERAGE)

9.1% (9.0%)

The percentage of the school's enrolment receiving ESL services/instruction/funding.

INDIGENOUS (DISTRICT AVERAGE)

8.1% (7.1%)

The percentage of the school's enrolment that have self declared as being of Indigenous ancestry.



About the School

City Sector: West
Boundary map #: Elementary #10
Grade structure: Preschool to Grade 5

Programs: The school's focus on academic achievement and the Leader in Me®, from Kindergarten to grade 5, offering children enhanced learning and leadership opportunities. Excellence in teaching, coupled with the 7 Habits® of Happy Kids, provides children with the best possible learning environment. Nicholas Sheran School is officially recognized, worldwide, as a Leader in Me School®. We continue to use Leader in Me® with children as the foundation for critical thinking in leadership, citizenship, responsibility and problem solving. The school is dual track providing both English and French immersion programming.

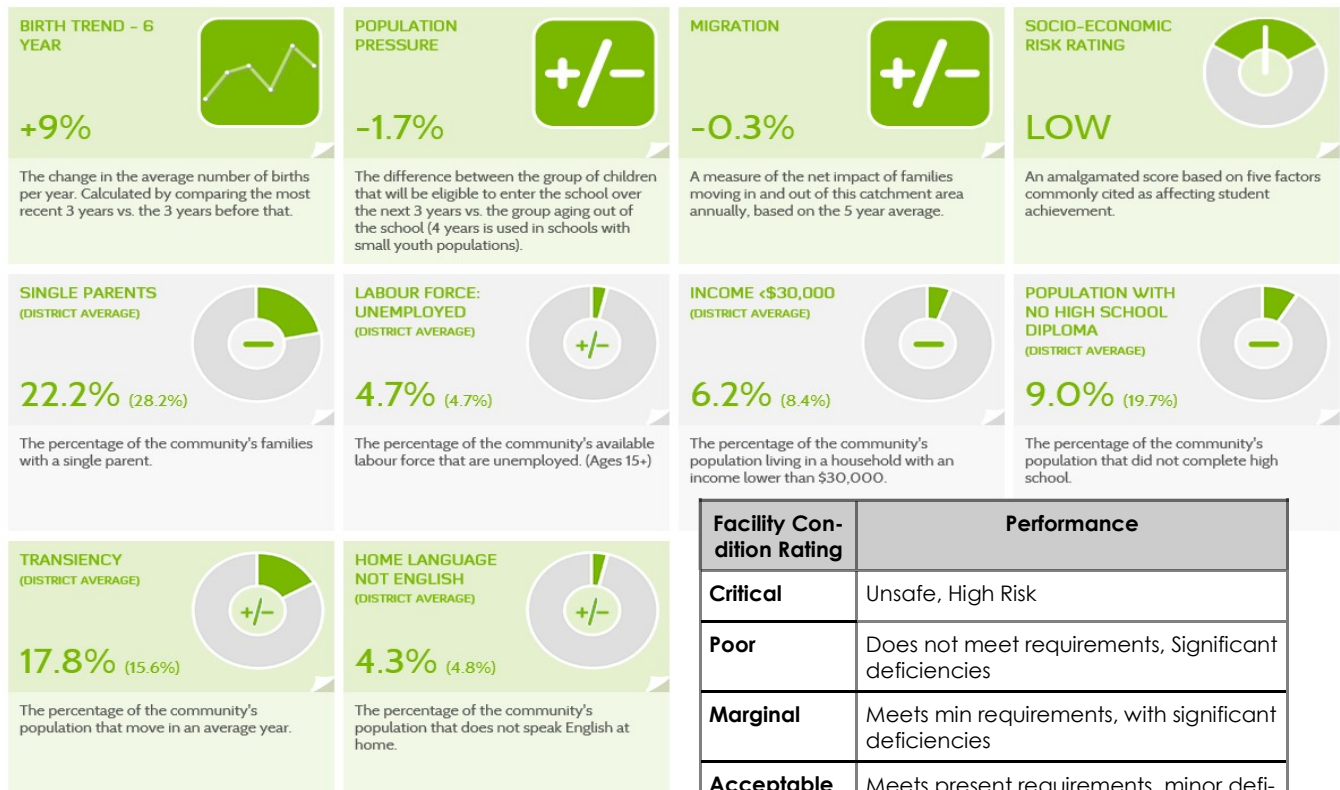
Facilities Assessment

Facility condition: Acceptable

Immediate facility needs: New roof, upgrades to align teaching functionality, ascetics, durability and functionality.

Long term facility needs: Requires modernization. Mechanical, electrical, boiler, air handling equipment replacement. Lighting upgrades for operational cost effectiveness.

COMMUNITY PROFILE



FLEETWOOD BAWDEN ELEMENTARY SCHOOL

1222 9th Ave. S | <http://fb.lethsd.ab.ca>

School Demographics

Year Built:	1951
Year Modernized:	1970 addition, 1951 wing demolished , Modernization 2004
Number of Modular facilities:	4 (modulars = 200 student spaces)
Enrolment 2017-2018:	381
Projected enrolment 2022:	367
Core Capacity:	275
Total Capacity:	473
Utilization 2017-2018:	86%
Projected Utilization 2022:	78%

ENROLMENT PROFILE

CROSS BOUNDARY
REGULAR PROGRAM
OUTFLOW
(% OF RESIDENTS)

57 (26.4%)

Number of pupils in the Regular program who live in a school's boundary, but choose to attend another school.

NET CROSS
BOUNDARY REGULAR
PROGRAM

-20

A calculated result of the relationship between Inflow vs. Outflow.

RESIDENTS
ENROLLED IN
DISTRICT PROGRAMS
(DISTRICT AVERAGE)

44.3% (19.9%)

The percentage of pupils residing within this school's boundary that are enrolled in a district program at any school within the jurisdiction.

INTEGRATED
SPECIAL EDUCATION
(DISTRICT AVERAGE)

15.0% (12.9%)

The proportion of the total enrolment made up of pupils with Special Needs designations who are in Regular classrooms.

ENGLISH AS A
SECOND LANGUAGE
(DISTRICT AVERAGE)

7.1% (9.0%)

The percentage of the school's enrolment receiving ESL services/instruction/funding.

INDIGENOUS
(DISTRICT AVERAGE)

7.6% (7.1%)

The percentage of the school's enrolment that have self declared as being of Indigenous ancestry.



About the School

City Sector: South
Boundary map #: Elementary #6
Grade structure: Preschool to Grade 5
Programs: We are a dual-track school, hosting children in a regular educational program and a Montessori program.

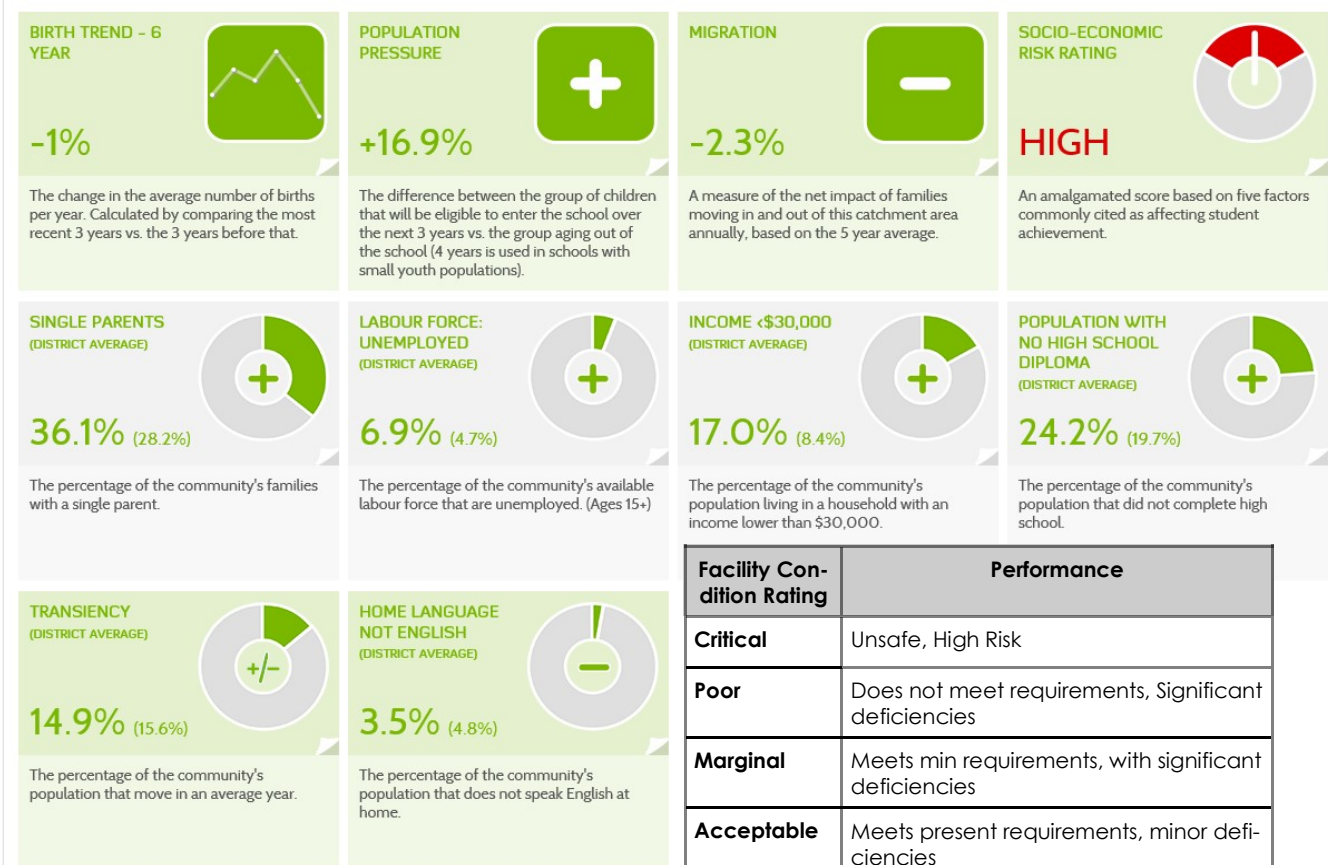
Facilities Assessment

Facility condition: Acceptable

Immediate facility needs: Mechanical and electrical upgrades for operational cost effectiveness.

Long term facility needs: Functional space reallocation to realign with current curricular practices. Gymnasium rightsizing for student capacity.

COMMUNITY PROFILE



GALBRAITH ELEMENTARY SCHOOL

1801- 8th Ave North | <http://gal.lethsd.ab.ca>

School Demographics

Year Built:	1912
Year Modernized:	1963 and 1993 additions
Number of Modular facilities:	0
Enrolment 2017-2018:	458
Projected enrolment 2022:	464
Core Capacity:	515
Total Capacity:	515
Utilization 2017-2018:	91%
Projected Utilization 2022:	91%

ENROLMENT PROFILE

**CROSS BOUNDARY
REGULAR PROGRAM
OUTFLOW**
(% OF RESIDENTS)

50 (16.0%)

Number of pupils in the Regular program who live in a school's boundary, but choose to attend another school.

**NET CROSS
BOUNDARY REGULAR
PROGRAM**

+107

A calculated result of the relationship between Inflow vs. Outflow.

**RESIDENTS
ENROLLED IN
DISTRICT PROGRAMS**
(DISTRICT AVERAGE)

21.9% (19.9%)

The percentage of pupils residing within this school's boundary that are enrolled in a district program at any school within the jurisdiction.

**INTEGRATED
SPECIAL EDUCATION**
(DISTRICT AVERAGE)

14.8% (12.9%)

The proportion of the total enrolment made up of pupils with Special Needs designations who are in Regular classrooms.

**ENGLISH AS A
SECOND LANGUAGE**
(DISTRICT AVERAGE)

17.2% (9.0%)

The percentage of the school's enrolment receiving ESL services/instruction/funding.

INDIGENOUS
(DISTRICT AVERAGE)

8.7% (7.1%)

The percentage of the school's enrolment that have self declared as being of Indigenous ancestry.



About the School

City Sector: North

Boundary map #: Elementary #1

Grade structure: Preschool to Grade 5

Programs: Galbraith Elementary School empowers students with the knowledge, skills and attributes of the 7 Habits to succeed as caring, responsible and effective global citizens.

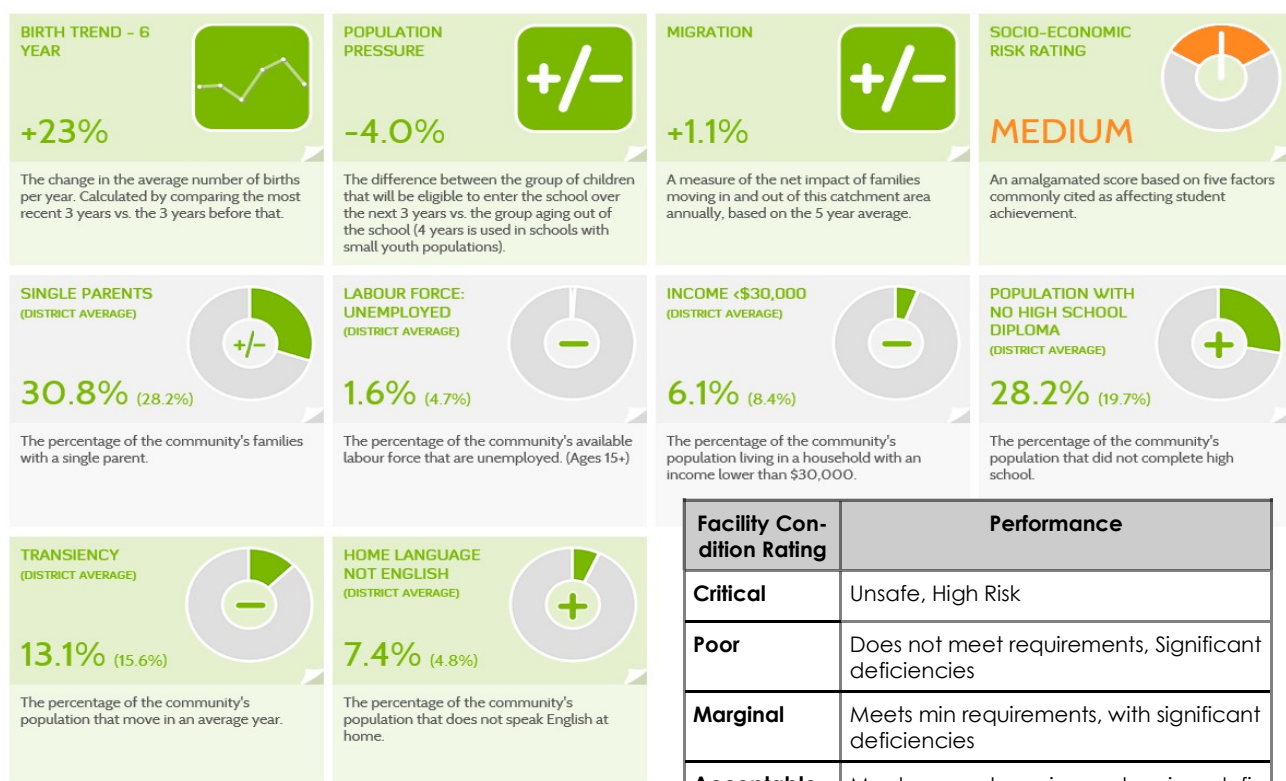
Facilities Assessment

Facility condition: Marginal

Immediate facility needs: This school is in need of a modernization due to mechanical, electrical, HVAC, lighting upgrades required for operational cost effectiveness. Building components are end of life cycle and require replacement. Functional space reallocation to realign with current curricular practices.

Long term facility needs: As above

COMMUNITY PROFILE



Facility Condition Rating	Performance
Critical	Unsafe, High Risk
Poor	Does not meet requirements, Significant deficiencies
Marginal	Meets min requirements, with significant deficiencies
Acceptable	Meets present requirements, minor deficiencies
Good	Meets all present requirements. No deficiencies
Excellent	As new/state of art, meets present and foreseeable requirements

GENERAL STEWART ELEMENTARY SCHOOL

215 Corvette Crescent South | <http://gs.lethsd.ab.ca>

School Demographics

Year Built:	1956
Year Modernized:	2003 mechanical room addition
Number of Modular facilities:	0
Enrolment 2017-2018:	176
Projected enrolment 2022:	187
Core Capacity:	186
Total Capacity:	186
Utilization 2017-2018:	123%
Projected Utilization 2022:	125%

ENROLMENT PROFILE

CROSS BOUNDARY
REGULAR PROGRAM
OUTFLOW
(% OF RESIDENTS)

8 (8.4%)

Number of pupils in the Regular program who live in a school's boundary, but choose to attend another school.

NET CROSS
BOUNDARY REGULAR
PROGRAM

+33

A calculated result of the relationship between Inflow vs. Outflow.

RESIDENTS
ENROLLED IN
DISTRICT PROGRAMS
(DISTRICT AVERAGE)

22.8% (19.9%)

The percentage of pupils residing within this school's boundary that are enrolled in a district program at any school within the jurisdiction.

INTEGRATED
SPECIAL EDUCATION
(DISTRICT AVERAGE)

35.2% (12.9%)

The proportion of the total enrolment made up of pupils with Special Needs designations who are in Regular classrooms.

ENGLISH AS A
SECOND LANGUAGE
(DISTRICT AVERAGE)

8.0% (9.0%)

The percentage of the school's enrolment receiving ESL services/instruction/funding.

INDIGENOUS
(DISTRICT AVERAGE)

10.2% (7.1%)

The percentage of the school's enrolment that have self declared as being of Indigenous ancestry.



About the School

City Sector:

South

Boundary map #:

Elementary #5

Grade structure:

Kindergarten to Grade 5

Programs: Working and learning in an environment where warmth, care and concern, respect and trust are evidenced every day makes General Stewart School a wonderful learning place.

Facilities Assessment

Facility condition:

Good

Immediate facility needs: Flooring replacement due to chemical reaction with concrete slab.

Long term facility needs: Replacement of systems, lighting and interior finishes at end of life cycle for operational effectiveness.

COMMUNITY PROFILE

BIRTH TREND - 6 YEAR



+10%

The change in the average number of births per year. Calculated by comparing the most recent 3 years vs. the 3 years before that.

POPULATION PRESSURE



+10.0%

The difference between the group of children that will be eligible to enter the school over the next 3 years vs. the group aging out of the school (4 years is used in schools with small youth populations).

MIGRATION



+0.7%

A measure of the net impact of families moving in and out of this catchment area annually, based on the 5 year average.

SOCIO-ECONOMIC RISK RATING



MEDIUM

An amalgamated score based on five factors commonly cited as affecting student achievement.

SINGLE PARENTS (DISTRICT AVERAGE)



28.2% (28.2%)

The percentage of the community's families with a single parent.

LABOUR FORCE: UNEMPLOYED (DISTRICT AVERAGE)



2.1% (4.7%)

The percentage of the community's available labour force that are unemployed. (Ages 15+)

INCOME <\$30,000 (DISTRICT AVERAGE)



4.2% (8.4%)

The percentage of the community's population living in a household with an income lower than \$30,000.

POPULATION WITH NO HIGH SCHOOL DIPLOMA (DISTRICT AVERAGE)



23.8% (19.7%)

The percentage of the community's population that did not complete high school.

TRANSIENCY (DISTRICT AVERAGE)



20.2% (15.6%)

The percentage of the community's population that move in an average year.

HOME LANGUAGE NOT ENGLISH (DISTRICT AVERAGE)



2.8% (4.8%)

The percentage of the community's population that does not speak English at home.

Facility Condition Rating	Performance
Critical	Unsafe, High Risk
Poor	Does not meet requirements, Significant deficiencies
Marginal	Meets min requirements, with significant deficiencies
Acceptable	Meets present requirements, minor deficiencies
Good	Meets all present requirements. No deficiencies
Excellent	As new/state of art, meets present and foreseeable requirements

LAKEVIEW ELEMENTARY SCHOOL

1129 Henderson Lake Blvd. S | <http://lv.lethsd.ab.ca>

School Demographics

Year Built:	1960
Year Modernized:	New classrooms 1965, addition 1974, 2003
Number of Modular facilities:	6 (modular = 150 student spaces)
Enrolment 2017-2018:	511
Projected enrolment 2022:	506
Core Capacity:	442
Total Capacity:	562
Utilization 2017-2018:	87%
Projected Utilization 2022:	90%

ENROLMENT PROFILE

CROSS BOUNDARY REGULAR PROGRAM OUTFLOW (% OF RESIDENTS)

58 (11.3%)

Number of pupils in the Regular program who live in a school's boundary, but choose to attend another school.

NET CROSS BOUNDARY REGULAR PROGRAM

-3

A calculated result of the relationship between Inflow vs. Outflow.



RESIDENTS ENROLLED IN DISTRICT PROGRAMS (DISTRICT AVERAGE)

27.2% (19.9%)

The percentage of pupils residing within this school's boundary that are enrolled in a district program at any school within the jurisdiction.



INTEGRATED SPECIAL EDUCATION (DISTRICT AVERAGE)

7.0% (12.9%)

The proportion of the total enrolment made up of pupils with Special Needs designations who are in Regular classrooms.



ENGLISH AS A SECOND LANGUAGE (DISTRICT AVERAGE)

9.6% (9.0%)

The percentage of the school's enrolment receiving ESL services/instruction/funding.



INDIGENOUS (DISTRICT AVERAGE)

5.1% (7.1%)

The percentage of the school's enrolment that have self declared as being of Indigenous ancestry.



About the School

City Sector:

South

Boundary map #:

Elementary #7

Grade structure:

Preschool to Grade 5

Programs: The Lakeview School Community is committed to providing a positive learning environment that promotes the development of responsible, productive citizens.

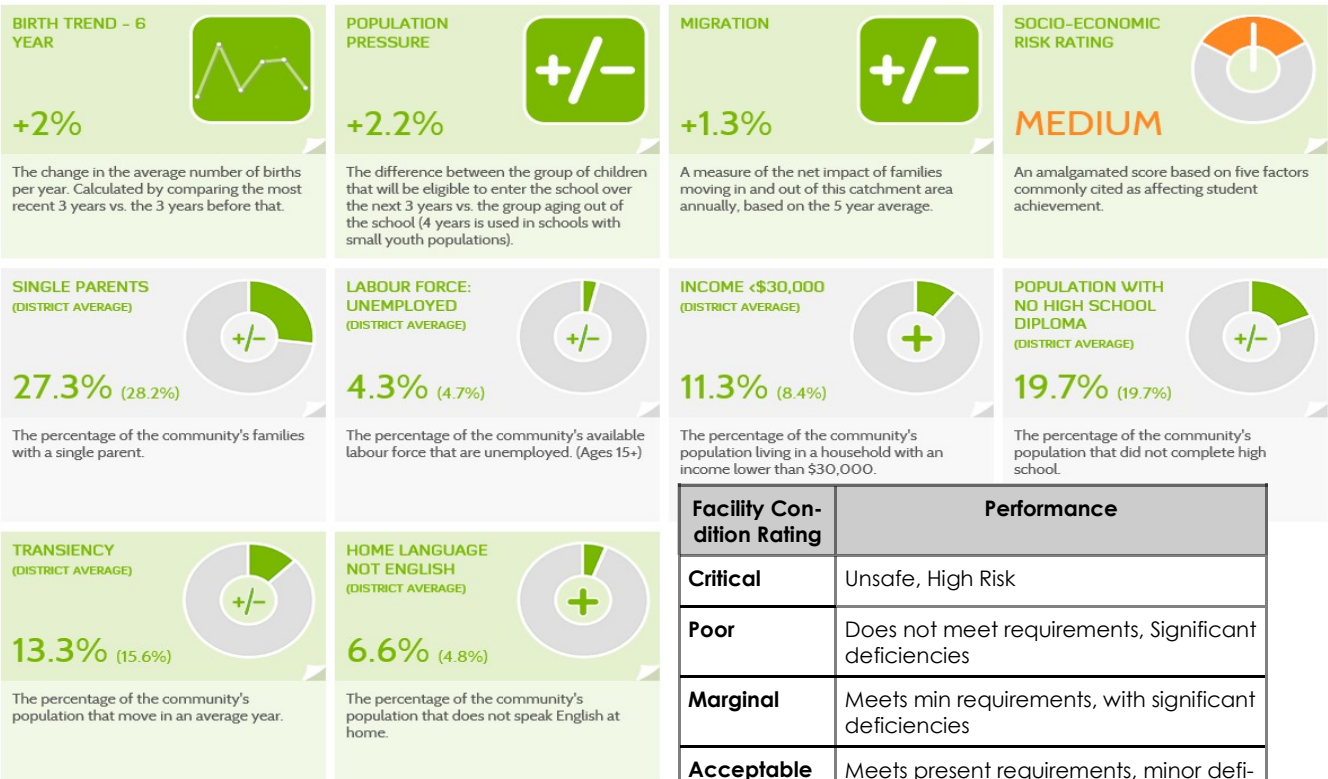
Facilities Assessment

Facility condition: Acceptable

Immediate facility needs: Upgrade interior finishes for end of life cycle.

Long term facility needs: Installation of new central HVAC system, electrical systems upgrade for functionality and operational cost effectiveness.

COMMUNITY PROFILE



MIKE MOUNTAIN HORSE ELEMENTARY SCHOOL

155 Jerry Potts Blvd. W | <http://mmh.lethsd.ab.ca>

School Demographics

Year Built:	1986
Year Modernized:	-
Number of Modular facilities:	21 (10 relocatable, 11 modular = 525 student spaces)
Enrolment 2017-2018:	609
Projected enrolment 2022:	572
Core Capacity:	350
Total Capacity:	625
Utilization 2017-2018:	79%
Projected Utilization 2022:	75%

ENROLMENT PROFILE

**CROSS BOUNDARY
REGULAR PROGRAM
OUTFLOW**
(% OF RESIDENTS)

33 (6.4%)

Number of pupils in the Regular program who live in a school's boundary, but choose to attend another school.

**NET CROSS
BOUNDARY REGULAR
PROGRAM**

+28

A calculated result of the relationship between Inflow vs. Outflow.

**RESIDENTS
ENROLLED IN
DISTRICT PROGRAMS**
(DISTRICT AVERAGE)

18.7% (19.9%)

The percentage of pupils residing within this school's boundary that are enrolled in a district program at any school within the jurisdiction.

**INTEGRATED
SPECIAL EDUCATION**
(DISTRICT AVERAGE)

10.3% (12.9%)

The proportion of the total enrolment made up of pupils with Special Needs designations who are in Regular classrooms.

**ENGLISH AS A
SECOND LANGUAGE**
(DISTRICT AVERAGE)

10.0% (9.0%)

The percentage of the school's enrolment receiving ESL services/instruction/funding.

INDIGENOUS
(DISTRICT AVERAGE)

9.9% (7.1%)

The percentage of the school's enrolment that have self declared as being of Indigenous ancestry.



About the School

City Sector: West

Boundary map #: Elementary #9

Grade structure: Preschool to Grade 5

Programs: MMH school provides an environment where the academic potential of each child is promoted and celebrated. MMH school is a learning community which fosters adaptability and flexibility to cope with change. MMH school is a place where all people are respected, recognized, and supported by others. MMH school provides a safe environment where people are responsible for their own academic progress, personal, and social behaviour. MMH school shares the responsibility for education, involving home, school, and community through open communication and cooperation.

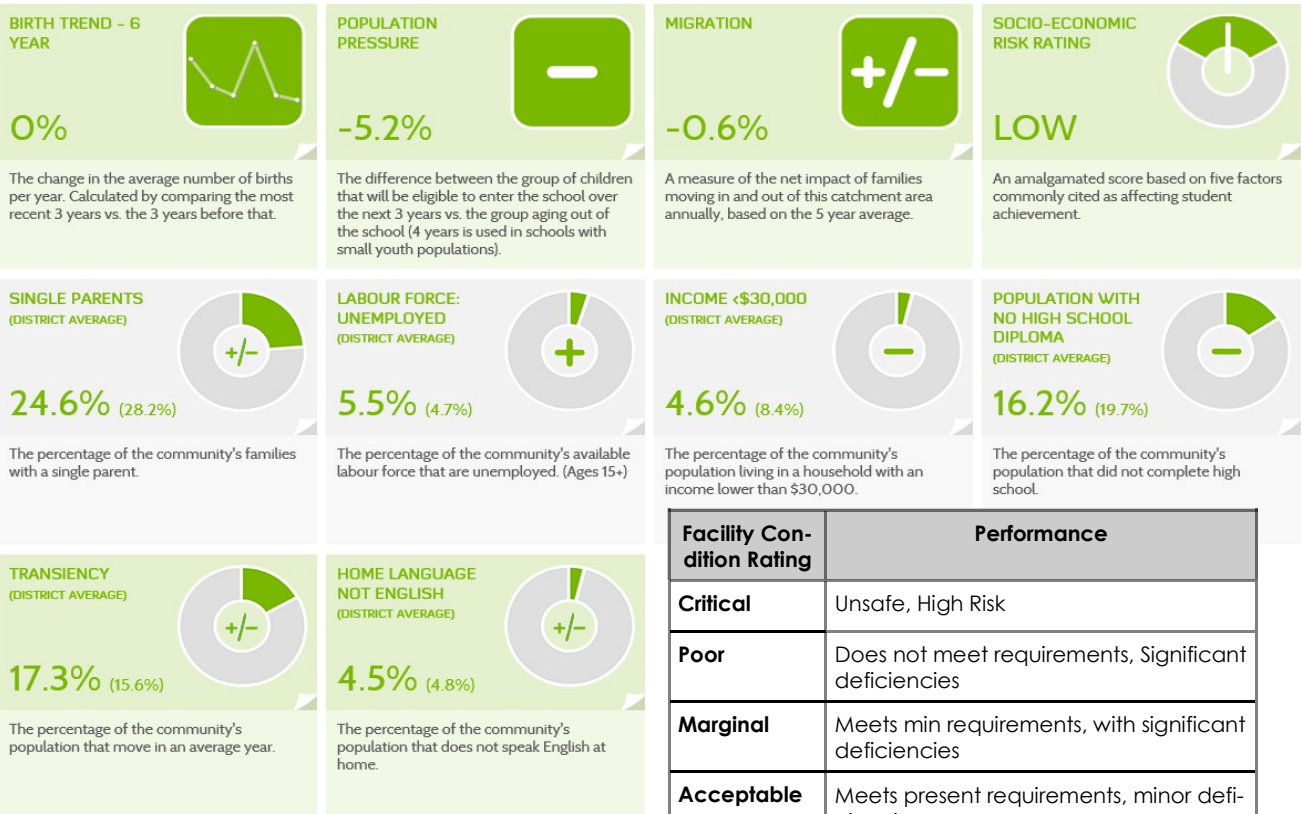
Facilities Assessment

Facility condition: Acceptable

Immediate facility needs: Interior finishes, aesthetics, durability ad longevity upgrades

Long term facility needs: Mechanical and electrical upgrades. Requires modernization for functionality and operational cost effectiveness.

COMMUNITY PROFILE



PARK MEADOWS ELEMENTARY SCHOOL

50 Meadowlark Boulevard | <http://pm.lethsd.ab.ca>

School Demographics

Year Built:	1980
Year Modernized:	0
Number of Modular facilities:	10 (relocatable = 250 student spaces)
Enrolment 2017-2018:	341
Projected enrolment 2022:	342
Core Capacity:	300
Total Capacity:	509
Utilization 2017-2018:	71%
Projected Utilization 2022:	70%

Park Meadows School is also home to the Parents as Teachers program.

ENROLMENT PROFILE

**CROSS BOUNDARY
REGULAR PROGRAM
OUTFLOW**
(% OF RESIDENTS)

36 (15.0%)

Number of pupils in the Regular program who live in a school's boundary, but choose to attend another school.

**NET CROSS
BOUNDARY REGULAR
PROGRAM**

+67

A calculated result of the relationship between Inflow vs. Outflow.

**RESIDENTS
ENROLLED IN
DISTRICT PROGRAMS**
(DISTRICT AVERAGE)

23.8% (19.9%)

The percentage of pupils residing within this school's boundary that are enrolled in a district program at any school within the jurisdiction.

**INTEGRATED
SPECIAL EDUCATION**
(DISTRICT AVERAGE)

13.5% (12.9%)

The proportion of the total enrolment made up of pupils with Special Needs designations who are in Regular classrooms.

**ENGLISH AS A
SECOND LANGUAGE**
(DISTRICT AVERAGE)

14.7% (9.0%)

The percentage of the school's enrolment receiving ESL services/instruction/funding.

INDIGENOUS
(DISTRICT AVERAGE)

7.0% (7.1%)

The percentage of the school's enrolment that have self declared as being of Indigenous ancestry.



About the School

City Sector: North
Boundary map #: Elementary #2
Grade structure: Preschool to Grade 5

Programs: Our vision is to create a school where children, who are valued for their diversity, feel empowered to grow and influence their communities by taking care of themselves, others and the world.

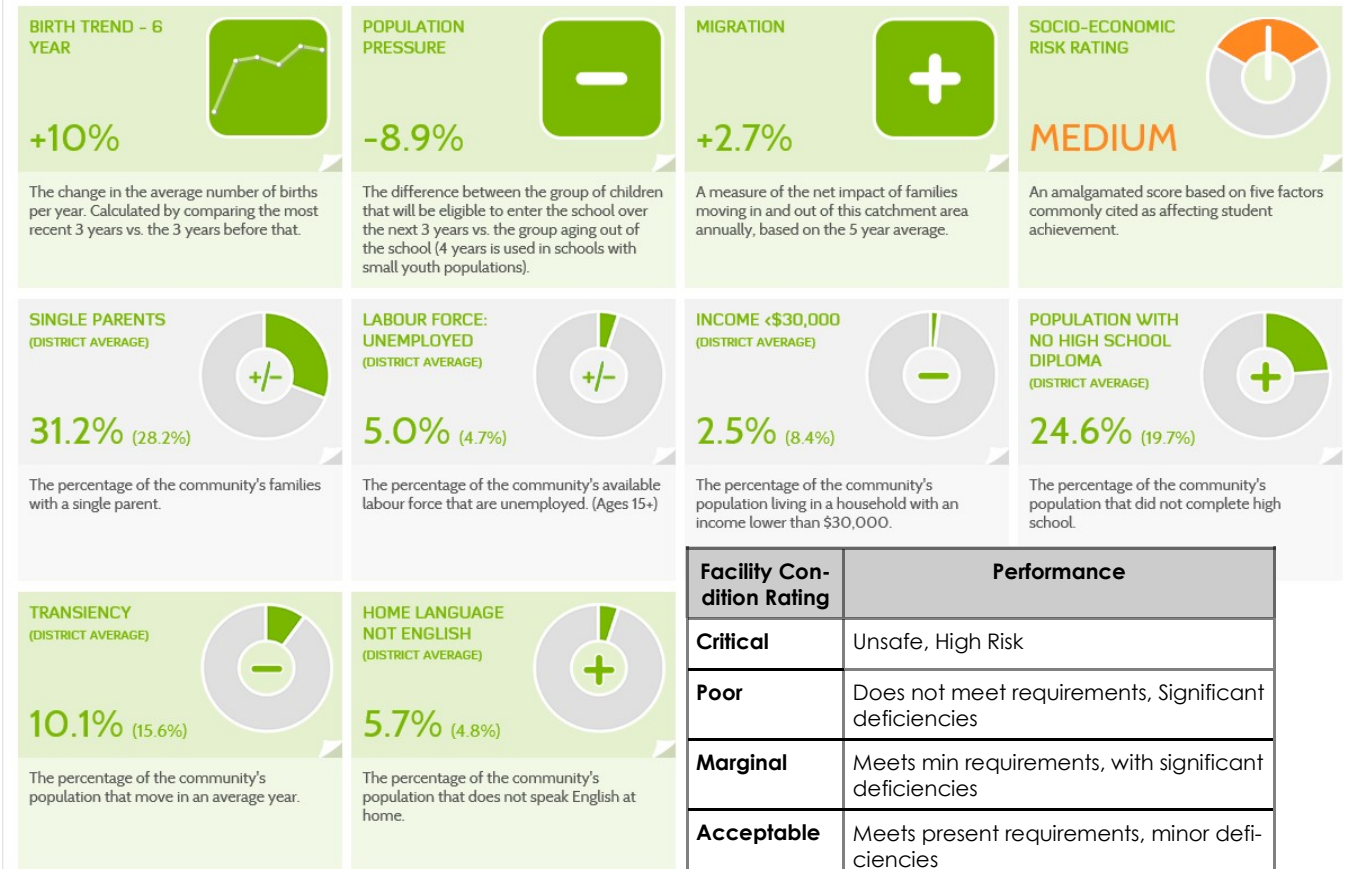
Facilities Assessment

Facility condition: Acceptable

Immediate facility needs: New roof, upgrades to align teaching functionality. Ascetics, durability and functionality.

Long term facility needs: Requires modernization. Mechanical , electrical, boiler, air handling equipment replacement. Lighting upgrades for operational cost effectiveness.

COMMUNITY PROFILE



SENATOR BUCHANAN ELEMENTARY SCHOOL

1101—7 Avenue North | <http://sb.lethsd.ab.ca>

School Demographics

Year Built:	1954
Year Modernized:	-
Number of Modular facilities:	0
Enrolment 2017-2018:	284
Projected enrolment 2022:	280
Core Capacity:	369
Total Capacity:	369
Utilization 2017-2018:	79%
Projected Utilization 2022:	78%

Beginning with the 2018-2019, Senator Buchanan will be offering full day kindergarten.

ENROLMENT PROFILE

CROSS BOUNDARY
REGULAR PROGRAM
OUTFLOW
(% OF RESIDENTS)

130 (36.0%)

Number of pupils in the Regular program who live in a school's boundary, but choose to attend another school.

NET CROSS
BOUNDARY REGULAR
PROGRAM

-105

A calculated result of the relationship between Inflow vs. Outflow.

RESIDENTS
ENROLLED IN
DISTRICT PROGRAMS
(DISTRICT AVERAGE)

25.7% (19.9%)

The percentage of pupils residing within this school's boundary that are enrolled in a district program at any school within the jurisdiction.

INTEGRATED
SPECIAL EDUCATION
(DISTRICT AVERAGE)

15.8% (12.9%)

The proportion of the total enrolment made up of pupils with Special Needs designations who are in Regular classrooms.

ENGLISH AS A
SECOND LANGUAGE
(DISTRICT AVERAGE)

16.2% (9.0%)

The percentage of the school's enrolment receiving ESL services/instruction/funding.

INDIGENOUS
(DISTRICT AVERAGE)

15.5% (7.1%)

The percentage of the school's enrolment that have self declared as being of Indigenous ancestry.



About the School

City Sector: North
Boundary map #: Elementary #4
Grade structure: Preschool to Grade 5

Programs: Senator Buchanan Elementary School employs a Multiage Philosophy at grades 1/2, 3/4 and 4/5. Multiage classrooms reflect the understanding that although intellectual, social and emotional development happens in predictable patterns, it does so on a timetable which is unique to each child. In this setting, students have the opportunity to discover, practice and revisit concepts both as novices during their first year in a classroom and as mentors when in their second. Younger students are motivated to take academic risks as they observe their older classmates and comprehend what comes next. Older students develop confidence and extend learning and understanding as they are challenged to support their younger peers by sharing their knowledge in clear and concise ways.

Facilities Assessment

Facility condition: Marginal

Immediate facility needs: School needs many upgrades however most immediate is a new ventilation system. Interior finish upgrades due to end of life cycle, light fixture replacement for operational effectiveness. Functional space reallocation to realign with current curriculum practices. General need for a modernization of the facility.

Long term facility needs: As above

COMMUNITY PROFILE



The change in the average number of births per year. Calculated by comparing the most recent 3 years vs. the 3 years before that.



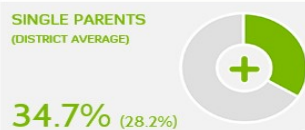
The difference between the group of children that will be eligible to enter the school over the next 3 years vs. the group aging out of the school (4 years is used in schools with small youth populations).



A measure of the net impact of families moving in and out of this catchment area annually, based on the 5 year average.



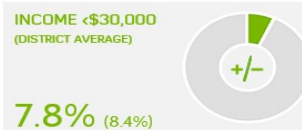
An amalgamated score based on five factors commonly cited as affecting student achievement.



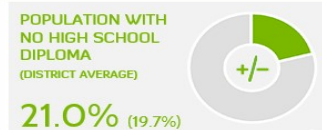
The percentage of the community's families with a single parent.



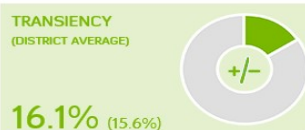
The percentage of the community's available labour force that are unemployed. (Ages 15+)



The percentage of the community's population living in a household with an income lower than \$30,000.



The percentage of the community's population that did not complete high school.



The percentage of the community's population that move in an average year.



The percentage of the community's population that does not speak English at home.

Facility Condition Rating	Performance
Critical	Unsafe, High Risk
Poor	Does not meet requirements, Significant deficiencies
Marginal	Meets min requirements, with significant deficiencies
Acceptable	Meets present requirements, minor deficiencies
Good	Meets all present requirements. No deficiencies
Excellent	As new/state of art, meets present and foreseeable requirements

WESTMINSTER ELEMENTARY SCHOOL

402—18 Street North | <http://west.lethsd.ab.ca>

School Demographics

Year Built:	1953
Year Modernized:	-
Number of Modular facilities:	-
Enrolment 2017-2018:	201
Projected enrolment 2022:	207
Core Capacity:	367
Total Capacity:	367
Utilization 2017-2018:	60%
Projected Utilization 2022:	61%

ENROLMENT PROFILE

CROSS BOUNDARY
REGULAR PROGRAM
OUTFLOW
(% OF RESIDENTS)

97 (43.1%)

Number of pupils in the Regular program who live in a school's boundary, but choose to attend another school.

NET CROSS
BOUNDARY REGULAR
PROGRAM

-53

A calculated result of the relationship between Inflow vs. Outflow.

RESIDENTS
ENROLLED IN
DISTRICT PROGRAMS
(DISTRICT AVERAGE)

18.5% (19.9%)

The percentage of pupils residing within this school's boundary that are enrolled in a district program at any school within the jurisdiction.

INTEGRATED
SPECIAL EDUCATION
(DISTRICT AVERAGE)

20.9% (12.9%)

The proportion of the total enrolment made up of pupils with Special Needs designations who are in Regular classrooms.

ENGLISH AS A
SECOND LANGUAGE
(DISTRICT AVERAGE)

25.4% (9.0%)

The percentage of the school's enrolment receiving ESL services/instruction/funding.

INDIGENOUS
(DISTRICT AVERAGE)

7.0% (7.1%)

The percentage of the school's enrolment that have self declared as being of Indigenous ancestry.



About the School

City Sector: North
Boundary map #: Elementary #3
Grade structure: Preschool to Grade 5

Programs: It takes a village to raise a child. Our small population affords us the opportunity to develop strong relationships with families in order to support the learning needs of all of our students. Our classrooms are busy, active, Multi-age learning spaces that provide rich experiences for children. We offer enrichment activities, field trips, fine arts, daily breakfast, and strong co-curricular programs to support the development of the whole child. We have an active School Council and strong community partners who make our school an even better place for children.

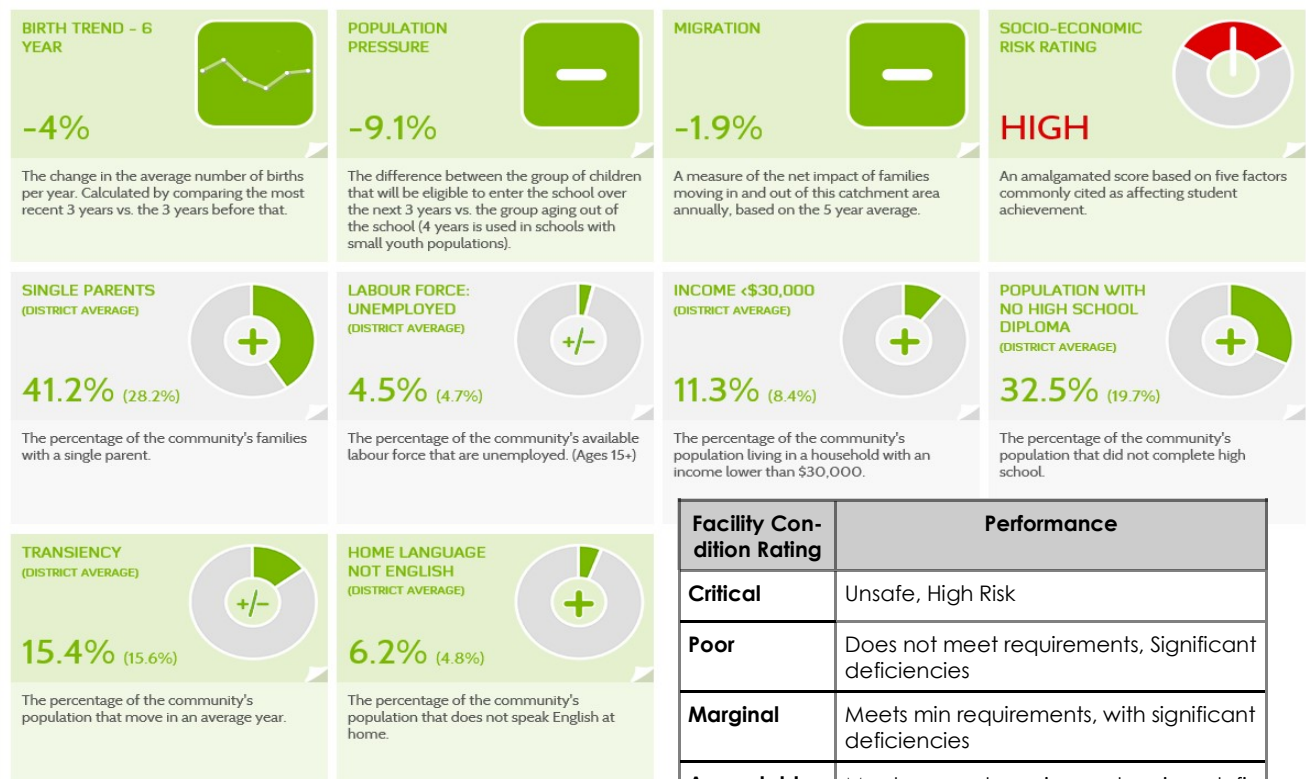
Facilities Assessment

Facility condition: Marginal

Immediate facility needs: School needs many upgrades however most immediate is a new ventilation system. Interior finish upgrades due to end of life cycle, light fixture replacement for operational effectiveness. Functional space reallocation to realign with current curriculum practices. General need for a modernization of the facility.

Long term facility needs: As above

COMMUNITY PROFILE



G.S. LAKIE MIDDLE SCHOOL

50 Blackfoot Blvd. W | <http://gsl.lethsd.ab.ca>

School Demographics

Year Built:	2003
Year Modernized:	Classroom additions 2004
Number of Modular facilities:	13* (modulars = 325 student spaces)
Enrolment 2017-2018:	912
Projected enrolment 2022:	453
Core Capacity:	600
Total Capacity:	937
Utilization 2017-2018:	99%
Projected Utilization 2022:	48%

Note that with the opening of the new West Lethbridge Middle School for September 1, 2018, enrolment will now be split between the two west side middle schools.

* 7 modular facilities will be transferred to the new West Lethbridge Middle School for the 2018-2019 school year.

ENROLMENT PROFILE

**CROSS BOUNDARY
REGULAR PROGRAM
OUTFLOW**
(% OF RESIDENTS)

36 (3.9%)

Number of pupils in the Regular program who live in a school's boundary, but choose to attend another school.

**NET CROSS
BOUNDARY REGULAR
PROGRAM**

-13

A calculated result of the relationship between Inflow vs. Outflow.

**RESIDENTS
ENROLLED IN
DISTRICT PROGRAMS**
(DISTRICT AVERAGE)

8.6% (19.9%)

The percentage of pupils residing within this school's boundary that are enrolled in a district program at any school within the jurisdiction.

**INTEGRATED
SPECIAL EDUCATION**
(DISTRICT AVERAGE)

9.2% (12.9%)

The proportion of the total enrolment made up of pupils with Special Needs designations who are in Regular classrooms.

**ENGLISH AS A
SECOND LANGUAGE**
(DISTRICT AVERAGE)

5.2% (9.0%)

The percentage of the school's enrolment receiving ESL services/instruction/funding.

INDIGENOUS
(DISTRICT AVERAGE)

8.6% (7.1%)

The percentage of the school's enrolment that have self declared as being of Indigenous ancestry.



About the School

City Sector: West
Boundary map #: Middle School
Grade structure: Grades 6 to 8

Programs: As a school, Lakie strives to provide options that are available for kids to participate in which are taught by specialists in their field. Lakie also offers an amazing Athletics/Phys Ed program which allows for all students to get involved and stay active. More over, Lakie has an extensive list of extracurricular clubs and after school programs which all students are welcome to participate in. In addition to that, Lakie is very proud of it's strong Fine Arts focus which provides students with the opportunity to be involved in productions that are of the highest caliber.

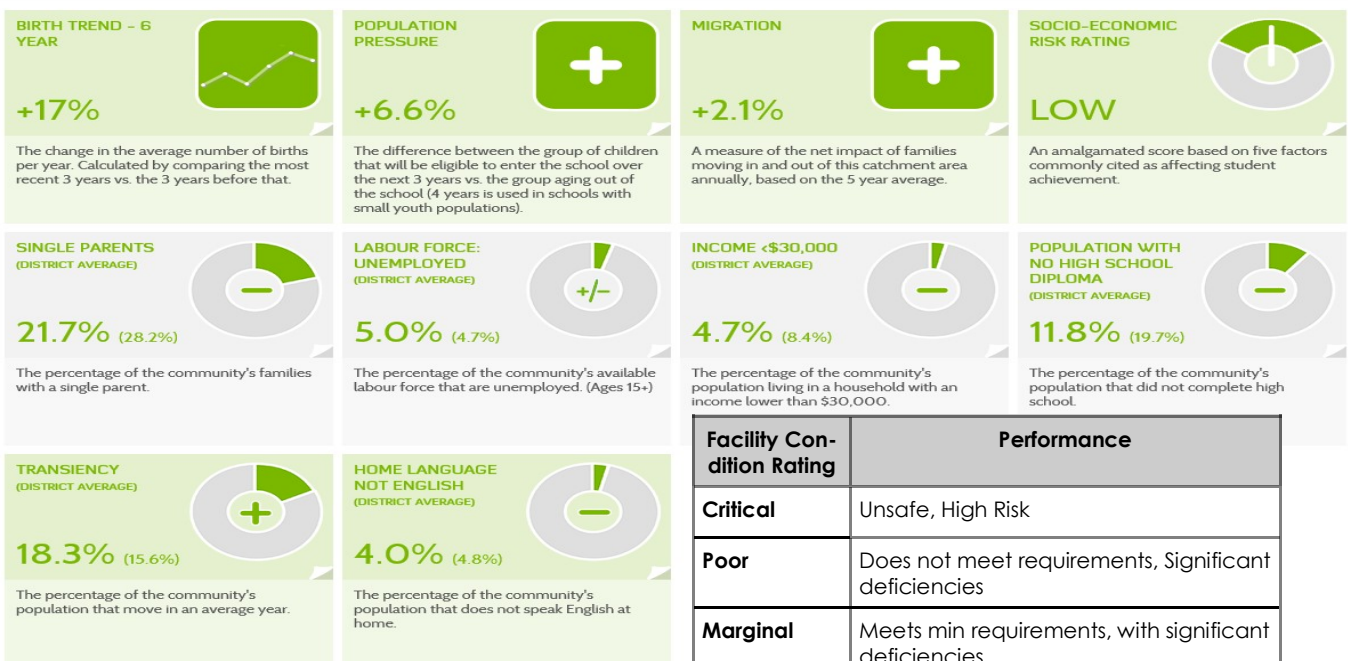
Facilities Assessment

Facility condition: Acceptable to Good

Immediate facility needs: Interior finish upgrades due to life cycle

Long term facility needs: Light fixtures are near end of life cycle and require upgrade for operational cost effectiveness.

COMMUNITY PROFILE



Facility Condition Rating	Performance
Critical	Unsafe, High Risk
Poor	Does not meet requirements, Significant deficiencies
Marginal	Meets min requirements, with significant deficiencies
Acceptable	Meets present requirements, minor deficiencies
Good	Meets all present requirements. No deficiencies
Excellent	As new/state of art, meets present and foreseeable requirements

GILBERT PATERSON MIDDLE SCHOOL

2109—12th Avenue South | <http://gp.lethsd.ab.ca>

School Demographics

Year Built:	1955
Year Modernized:	2008
Number of Modular facilities:	0
Enrolment 2017-2018:	704
Projected enrolment 2022:	832
Core Capacity:	937
Total Capacity:	937
Utilization 2017-2018:	78%
Projected Utilization 2022:	89%

ENROLMENT PROFILE

CROSS BOUNDARY
REGULAR PROGRAM
OUTFLOW
(% OF RESIDENTS)

33 (6.6%)

Number of pupils in the Regular program who live in a school's boundary, but choose to attend another school.

NET CROSS
BOUNDARY REGULAR
PROGRAM

+41

A calculated result of the relationship between Inflow vs. Outflow.

RESIDENTS
ENROLLED IN
DISTRICT PROGRAMS
(DISTRICT AVERAGE)

18.2% (19.9%)

The percentage of pupils residing within this school's boundary that are enrolled in a district program at any school within the jurisdiction.

INTEGRATED
SPECIAL EDUCATION
(DISTRICT AVERAGE)

14.2% (12.9%)

The proportion of the total enrolment made up of pupils with Special Needs designations who are in Regular classrooms.

ENGLISH AS A
SECOND LANGUAGE
(DISTRICT AVERAGE)

5.7% (9.0%)

The percentage of the school's enrolment receiving ESL services/instruction/funding.

INDIGENOUS
(DISTRICT AVERAGE)

5.8% (7.1%)

The percentage of the school's enrolment that have self declared as being of Indigenous ancestry.



About the School

City Sector: South
Boundary map #: Middle School
Grade structure: Grades 6 to 8
Programs: In addition to the basic instructional program, Gilbert Paterson Middle School also provides French Immersion programming.

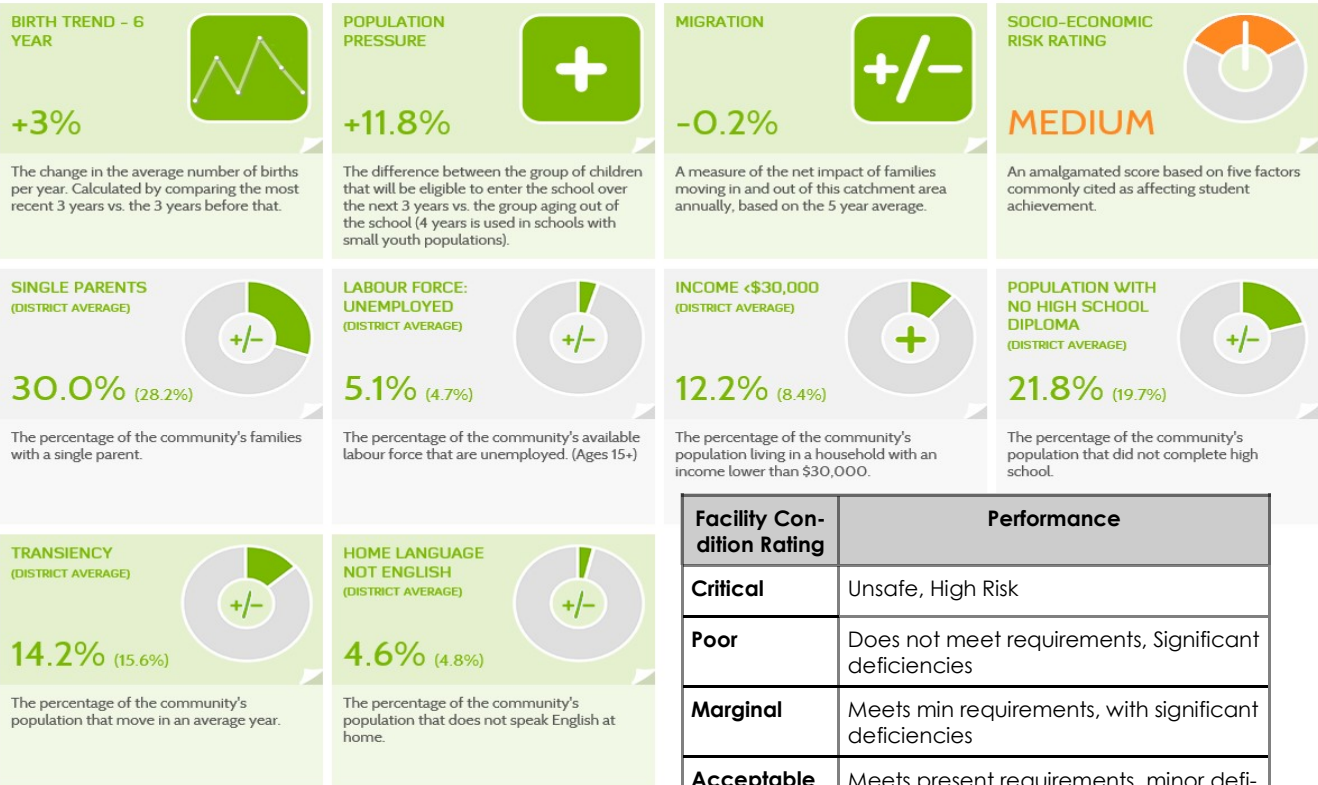
Facilities Assessment

Facility condition: Good

Immediate facility needs: Functional space reallocation to realign with current curriculum practices.

Long term facility needs: Boiler and ventilation system upgrades due to end of life cycle.

COMMUNITY PROFILE



SENATOR JOYCE FAIRBAIRN MIDDLE SCHOOL

301 Rocky Mountain Blvd. W | <http://pr.lethsd.ab.ca>

School Demographics

Year Built:	Opening Sept 2018
Year Modernized:	-
Number of Modular facilities:	10* (modulars = 250 student spaces)
Enrolment 2017-2018:	N/A
Projected enrolment 2022:	671
Core Capacity:	900
Total Capacity:	900
Utilization 2017-2018:	N/A
Projected Utilization 2022:	75%



Senator Joyce Fairbairn Middle School will open September 2018. Student enrolment will be derived from splitting the West Lethbridge boundary between G.S. Lakie Middle School and the new Senator Joyce Fairbairn Middle School.

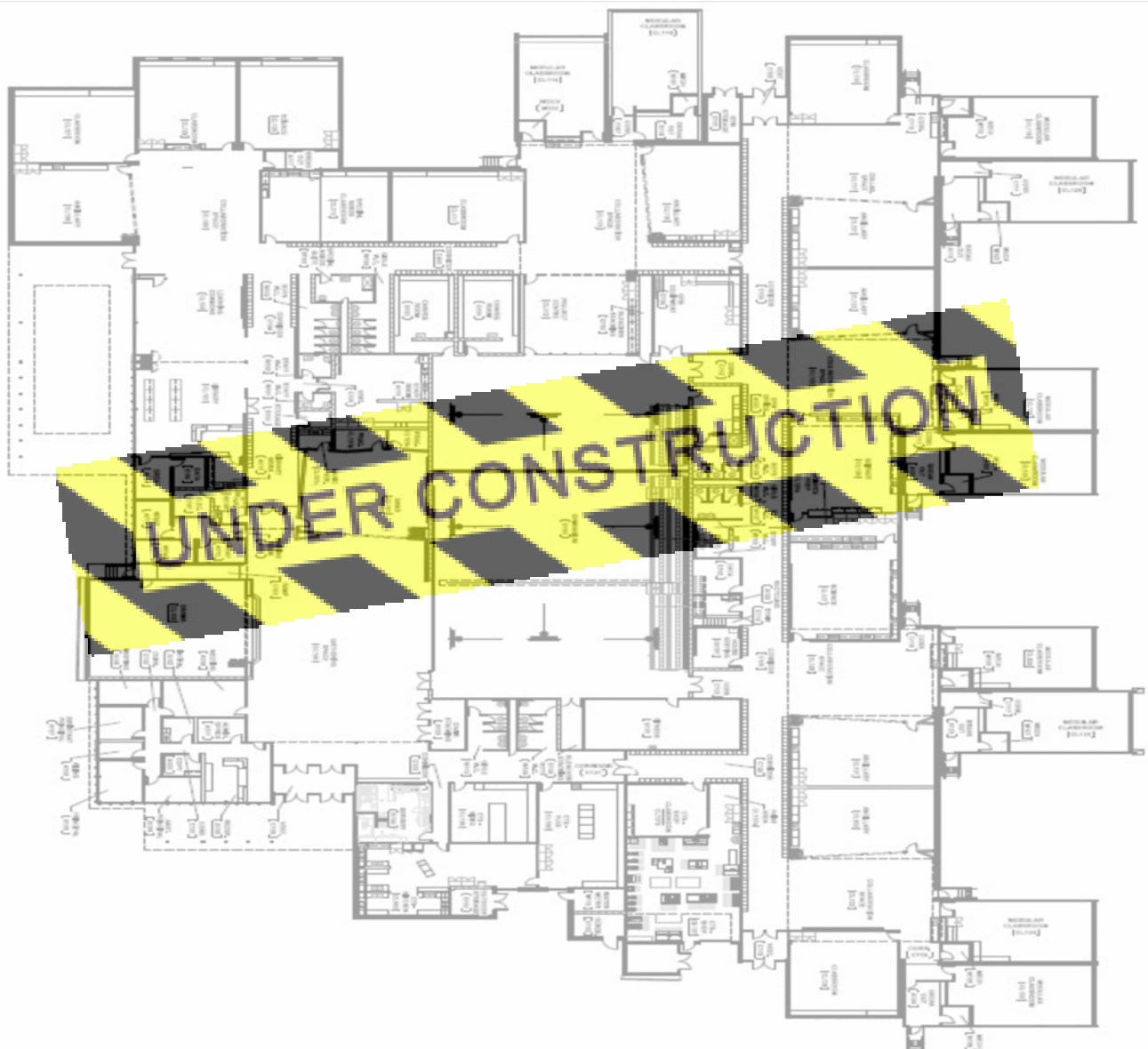
About the School

City Sector: West
Boundary map #: Middle School
Grade structure: Grades 6 to 8
Programs: School Philosophy still under development

Facilities Assessment

Facility condition: Currently in Construction
Immediate facility needs: N/A

Long term facility needs: N/A



WILSON MIDDLE SCHOOL

2003 9Ave North | <http://wms.lethsd.ab.ca>

School Demographics

Year Built:	1960
Year Modernized:	2015-2017
Number of Modular facilities:	0
Enrolment 2017-2018:	633
Projected enrolment 2022:	743
Core Capacity:	886
Total Capacity:	886
Utilization 2017-2018:	75%
Projected Utilization 2022:	84%

ENROLMENT PROFILE

CROSS BOUNDARY
REGULAR PROGRAM
OUTFLOW
(% OF RESIDENTS)

36 (5.9%)

Number of pupils in the Regular program who live in a school's boundary, but choose to attend another school.

NET CROSS
BOUNDARY REGULAR
PROGRAM

+18

A calculated result of the relationship between Inflow vs. Outflow.

RESIDENTS
ENROLLED IN
DISTRICT PROGRAMS
(DISTRICT AVERAGE)

7.9% (19.9%)

The percentage of pupils residing within this school's boundary that are enrolled in a district program at any school within the jurisdiction.

INTEGRATED SPECIAL
EDUCATION
(DISTRICT AVERAGE)

10.4% (12.9%)

The proportion of the total enrolment made up of pupils with Special Needs designations who are in Regular classrooms.

ENGLISH AS A
SECOND LANGUAGE
(DISTRICT AVERAGE)

16.4% (9.0%)

The percentage of the school's enrolment receiving ESL services/instruction/funding.

INDIGENOUS
(DISTRICT AVERAGE)

10.1% (7.1%)

The percentage of the school's enrolment that have self declared as being of Indigenous ancestry.



About the School

City Sector: North
Boundary map #: Middle School
Grade structure: Grades 6 to 8

Programs: Through the Wilson Way, we have hope for tomorrow. We dream of our possibilities. We conquer through perseverance. The Wilson Way cultivates these qualities: citizenship & fairness, responsibility, respect, compassion, perseverance, trustworthiness & honesty,

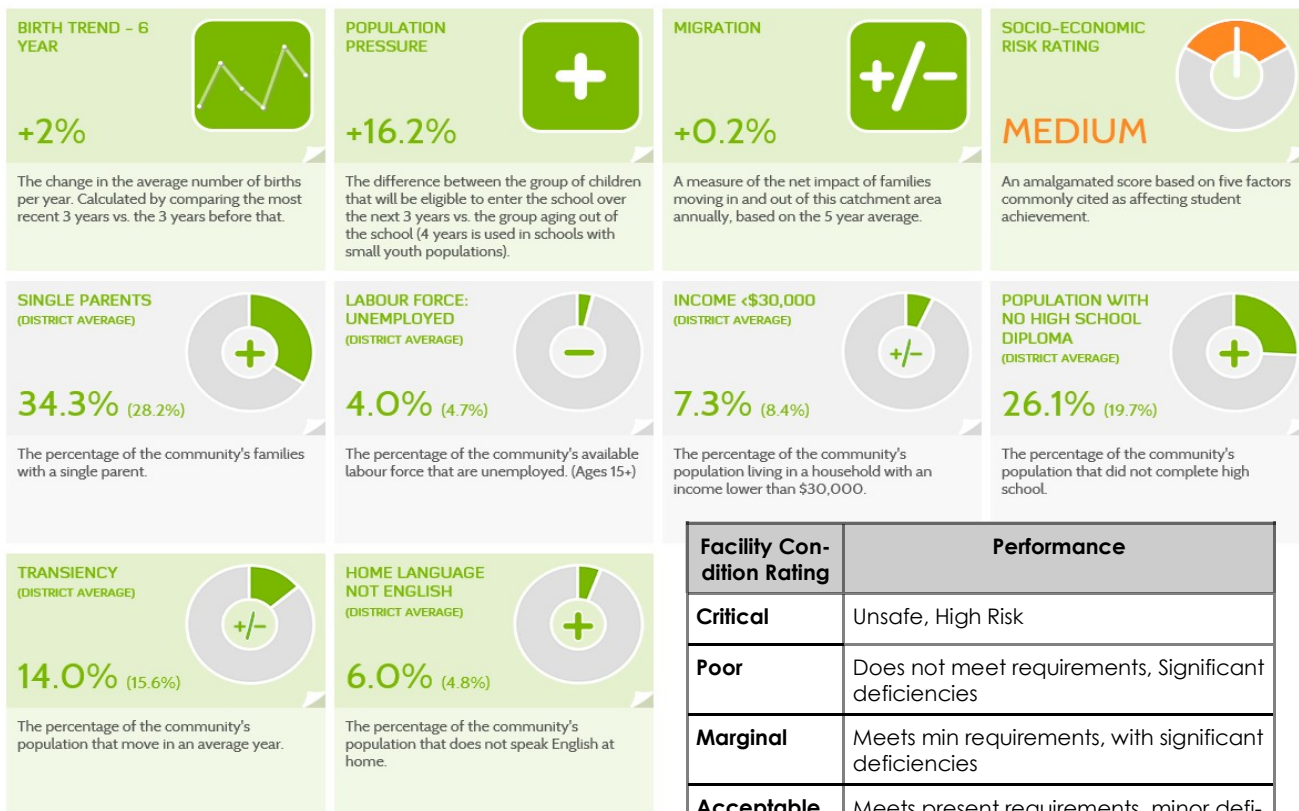
Facilities Assessment

Facility condition: Good to Excellent

Immediate facility needs: The SW wing was not included in the modernization and is now required for student learning. Required upgrade of this wing to bring to standard of the rest of the school.

Long term facility needs: Maintain life cycle of major building components.

COMMUNITY PROFILE



CHINOOK HIGH SCHOOL

259 Britannia Blvd. W | <http://chs.lethsd.ab.ca>

School Demographics

Year Built:	2012
Year Modernized:	-
Number of Modular facilities:	0
Enrolment 2017-2018:	1153
Projected enrolment 2022:	1399
Core Capacity:	1375
Total Capacity:	1375
Utilization 2017-2018:	86%
Projected Utilization 2022:	102%

Chinook High School is part of the West Lethbridge Multi-Use project that has the west side branch of the Lethbridge Public Library attached to the school and to Catholic Central High School from the Holy Spirit School Division.

ENROLMENT PROFILE

CROSS BOUNDARY REGULAR PROGRAM OUTFLOW (% OF RESIDENTS)

133 (10.9%)

Number of pupils in the Regular program who live in a school's boundary, but choose to attend another school.

NET CROSS BOUNDARY REGULAR PROGRAM

-68

A calculated result of the relationship between Inflow vs. Outflow.

RESIDENTS ENROLLED IN DISTRICT PROGRAMS (DISTRICT AVERAGE)

11.7% (19.9%)

The percentage of pupils residing within this school's boundary that are enrolled in a district program at any school within the jurisdiction.

INTEGRATED SPECIAL EDUCATION (DISTRICT AVERAGE)

16.7% (12.9%)

The proportion of the total enrolment made up of pupils with Special Needs designations who are in Regular classrooms.

ENGLISH AS A SECOND LANGUAGE (DISTRICT AVERAGE)

4.9% (9.0%)

The percentage of the school's enrolment receiving ESL services/instruction/funding.

INDIGENOUS (DISTRICT AVERAGE)

8.0% (7.1%)

The percentage of the school's enrolment that have self declared as being of Indigenous ancestry.



About the School

City Sector: West

Boundary map #: High School

Grade structure: Grade 9 to 12

Programs: Chinook High School provides learning opportunities for students in grade 9 to 12. Chinook is known for its Robotics program and fine arts programming.

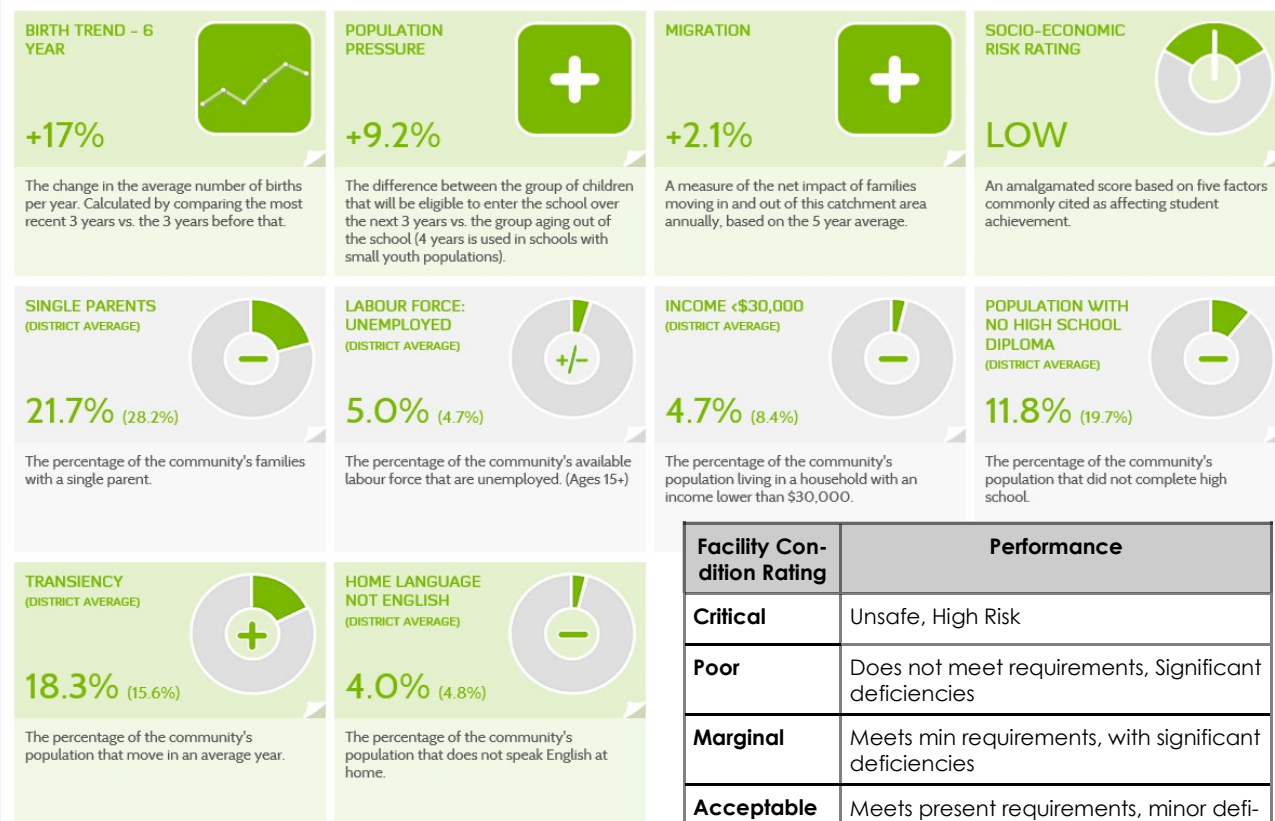
Facilities Assessment

Facility condition: Good

Immediate facility needs: Due to sharp rise in enrolment immediate needs are modular classroom facilities.

Long term facility needs: The School is over five years old and will begin to require more maintenance. Due to significant projected enrolment growth, more classroom space will be required through modular classrooms or review of existing student boundaries. Functional space re-allocation to realign with current curricular practices.

COMMUNITY PROFILE



LETHBRIDGE COLLEGIATE INSTITUTE HIGH SCHOOL

1701—5th Avenue South | <http://lci.lethsd.ab.ca>

School Demographics

Year Built:	1949
Year Modernized:	additions 1957, 1970, 1986
Number of Modular facilities:	0
Enrolment 2017-2018:	859
Projected enrolment 2022:	1002
Core Capacity:	2391
Total Capacity:	2391
Utilization 2017-2018:	41%
Projected Utilization 2022:	46%

Note: LCI currently houses the Southern Alberta Professional Development Consortium, Career Transitions program and the High School Off Campus program in the “b” wing due to space availability.

ENROLMENT PROFILE

CROSS BOUNDARY REGULAR PROGRAM OUTFLOW (% OF RESIDENTS)

86 (14.2%)

Number of pupils in the Regular program who live in a school's boundary, but choose to attend another school.

NET CROSS BOUNDARY REGULAR PROGRAM

+83

A calculated result of the relationship between Inflow vs. Outflow.



RESIDENTS ENROLLED IN DISTRICT PROGRAMS (DISTRICT AVERAGE)

22.7% (19.9%)

The percentage of pupils residing within this school's boundary that are enrolled in a district program at any school within the jurisdiction.



INTEGRATED SPECIAL EDUCATION (DISTRICT AVERAGE)

13.5% (12.9%)

The proportion of the total enrolment made up of pupils with Special Needs designations who are in Regular classrooms.



ENGLISH AS A SECOND LANGUAGE (DISTRICT AVERAGE)

4.3% (9.0%)

The percentage of the school's enrolment receiving ESL services/instruction/funding.



INDIGENOUS (DISTRICT AVERAGE)

5.7% (7.1%)

The percentage of the school's enrolment that have self declared as being of Indigenous ancestry.



About the School

City Sector: South
Boundary map #: High School
Grade structure: Grades 9 to 12

Programs: Lethbridge Collegiate Institute exists to provide our students and community with education opportunities, experiences, and challenges through the provision of high quality Academic, Co-Curricular, and Social Programs; in a supportive, caring environment. French Immersion programming is also provided to students.

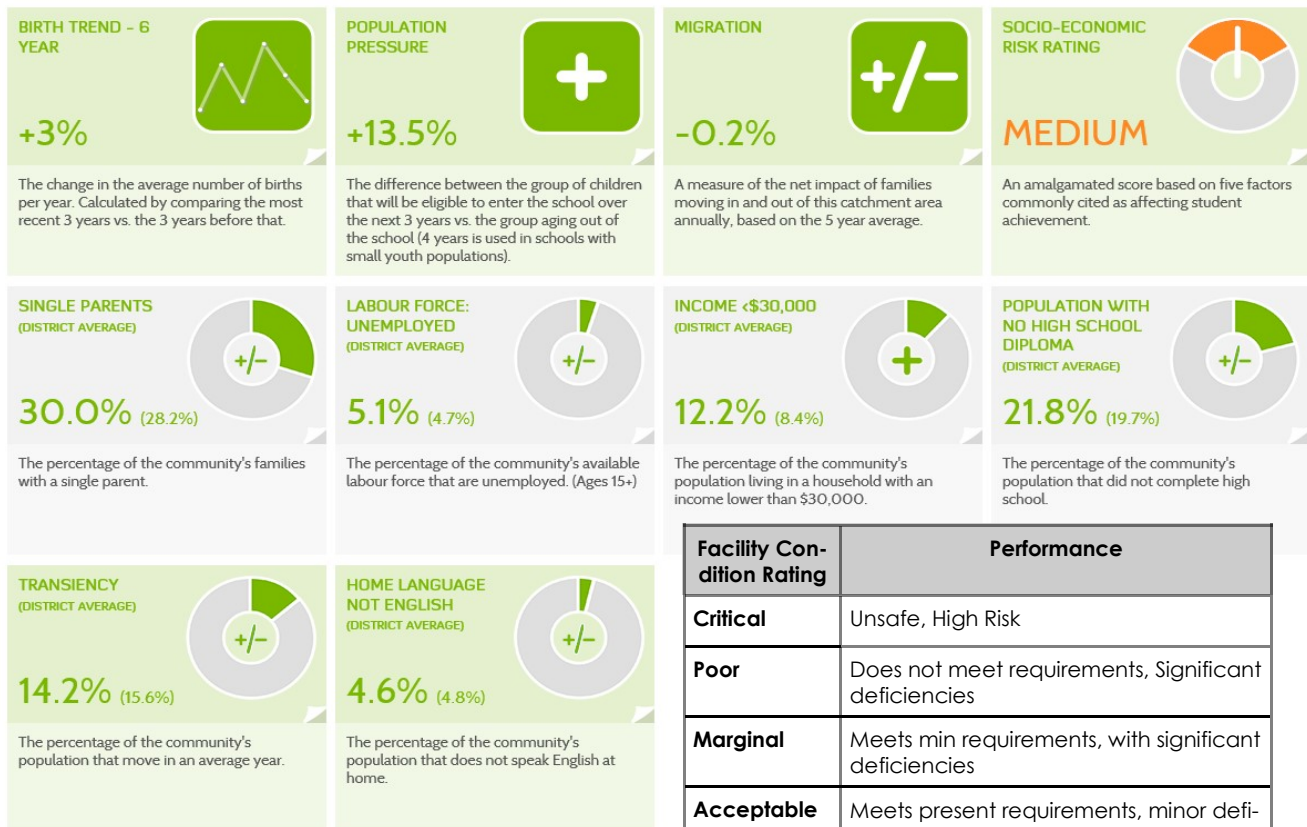
Facilities Assessment

Facility condition: Marginal

Immediate facility needs: Flooring and interior finish upgrades due to exceeding life cycle expectancy.

Long term facility needs: Functional space reallocation to realign with current curricular practices. Plumbing, mechanical and electrical system upgrades for operational cost effectiveness.

COMMUNITY PROFILE



WINSTON CHURCHILL HIGH SCHOOL

1605—15th Avenue N | <http://wchs.lethsd.ab.ca>

School Demographics

Year Built:	1967
Year Modernized:	Additions 1990, 2002
Number of Modular facilities:	0
Enrolment 2017-2018:	810
Projected enrolment 2022:	1037
Core Capacity:	1094
Total Capacity:	1094
Utilization 2017-2018:	77%
Projected Utilization 2022:	95%

ENROLMENT PROFILE

CROSS BOUNDARY
REGULAR PROGRAM
OUTFLOW
(% OF RESIDENTS)

57 (8.0%)

Number of pupils in the Regular program who live in a school's boundary, but choose to attend another school.

NET CROSS
BOUNDARY REGULAR
PROGRAM

+94

A calculated result of the relationship between Inflow vs. Outflow.

RESIDENTS
ENROLLED IN
DISTRICT PROGRAMS
(DISTRICT AVERAGE)

16.0% (19.9%)

The percentage of pupils residing within this school's boundary that are enrolled in a district program at any school within the jurisdiction.

INTEGRATED
SPECIAL EDUCATION
(DISTRICT AVERAGE)

18.6% (12.9%)

The proportion of the total enrolment made up of pupils with Special Needs designations who are in Regular classrooms.

ENGLISH AS A
SECOND LANGUAGE
(DISTRICT AVERAGE)

15.2% (9.0%)

The percentage of the school's enrolment receiving ESL services/instruction/funding.

INDIGENOUS
(DISTRICT AVERAGE)

7.0% (7.1%)

The percentage of the school's enrolment that have self declared as being of Indigenous ancestry.



About the School

City Sector: North
Boundary map #: High School
Grade structure: Grades 9 to 12

Programs: Winston Churchill High School is dedicated to providing a quality education that challenges students of all abilities in a caring environment in order that they might become life-long learners and responsible, contributing members of an ever-changing society. Winston Churchill is proud to offer students the opportunity to take a full Diploma in the International Baccalaureate Program.

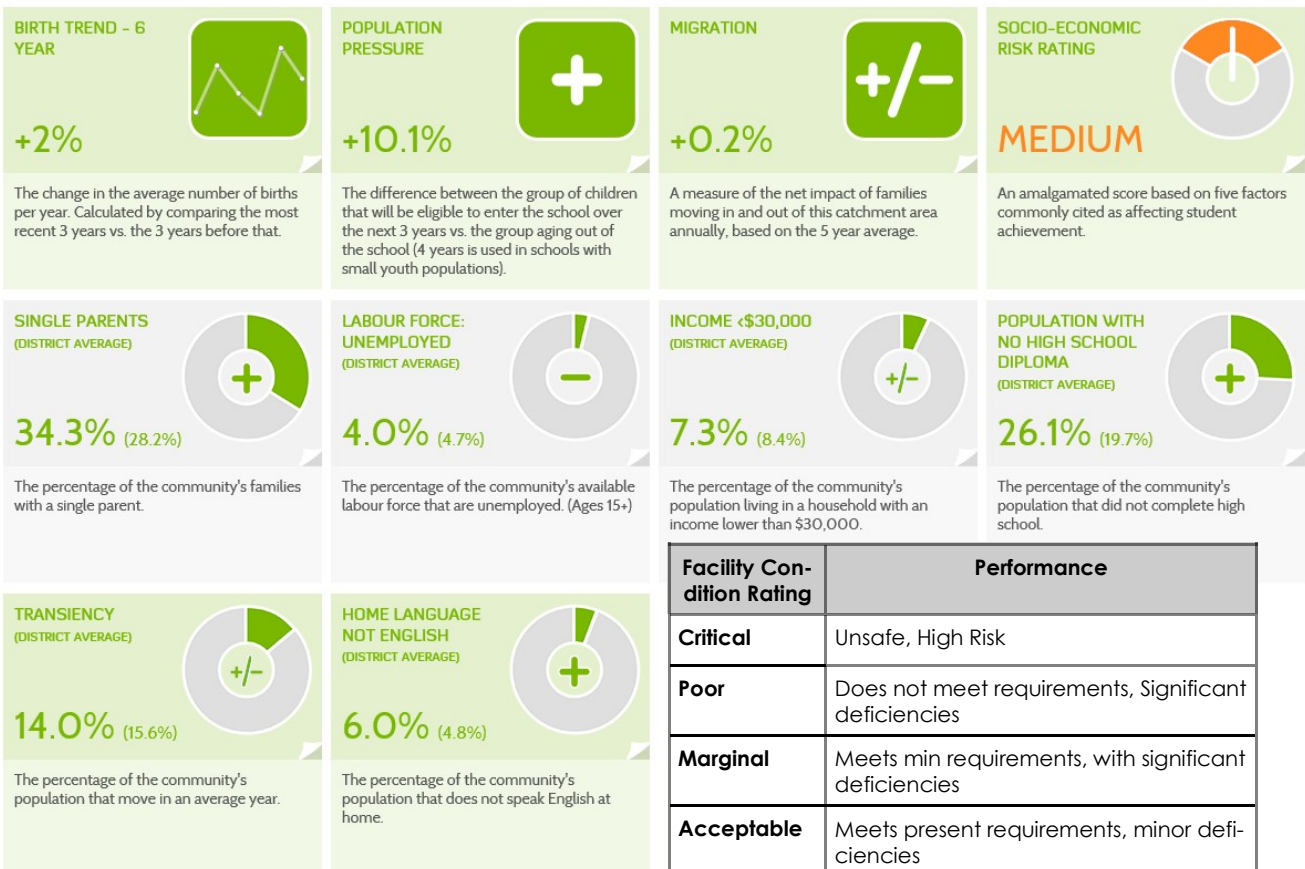
Facilities Assessment

Facility condition: Good

Immediate facility needs: Flooring and interior finish upgrades due to exceeding life cycle expectancy.

Long term facility needs: Functional space reallocation to realign with current curricular practices. Plumbing, mechanical and electrical system upgrades for operational cost effectiveness.

COMMUNITY PROFILE



VICTORIA PARK HIGH SCHOOL AND ALTERNATE PROGRAMS

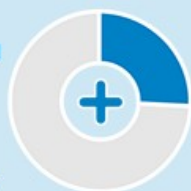
1515—5th Ave South | <http://laspl.lethsd.ab.ca>

School Demographics

Year Built:	1958
Year Modernized:	-
Number of Modular facilities:	0
Enrolment 2017-2018:	258
Projected enrolment 2022:	261
Core Capacity:	359
Total Capacity:	359
Utilization 2017-2018:	84%
Projected Utilization 2022:	84%

ENROLMENT PROFILE

INTEGRATED SPECIAL EDUCATION (DISTRICT AVERAGE)



26.7% (12.9%)

The proportion of the total enrolment made up of pupils with Special Needs designations who are in Regular classrooms.



ENGLISH AS A SECOND LANGUAGE (DISTRICT AVERAGE)



4.2% (9.0%)

The percentage of the school's enrolment receiving ESL services/instruction/funding.

INDIGENOUS (DISTRICT AVERAGE)



28.3% (7.1%)

The percentage of the school's enrolment that have self declared as being of Indigenous ancestry.

About the School

City Sector: South
Boundary map #: None– Open Boundary
Grade structure: Institutional programming and Grades 6-12

Programs: To provide a safe, supportive and challenging environment, with an occupational focus, that will enable students to develop academic, social and emotional skills. Our programs will accommodate unique learning styles and encourage responsible choices within flexible learning communities. Victoria Park High School will strive to maximize individual potential and to ensure that all students are equipped to meet the opportunities of education, work and life.

Facilities Assessment

Facility condition: Marginal to Acceptable

Immediate facility needs: Flooring and interior finish upgrades due to exceeding life cycle expectancy.

Long term facility needs: Functional space reallocation to realign with current curricular practices. Plumbing, mechanical and electrical system upgrades for operational cost effectiveness.

Motto

MY CHOICE, MY PATH, MY FUTURE speaks to the approach we take putting each student in the centre of his or her plan. We consult with students as to their needs and goals, then design an educational plan to help ensure their success. Our staff feels like it is a privilege to serve each student and honours the choice students make to be a part of our community.

We believe that our students are unique and capable learners who deserve a spectrum of creative opportunities to achieve success in a safe and caring, respectful, and supportive environment that will provide them with skills for now and in the future.

Facility Condition Rating	Performance
Critical	Unsafe, High Risk
Poor	Does not meet requirements, Significant deficiencies
Marginal	Meets min requirements, with significant deficiencies
Acceptable	Meets present requirements, minor deficiencies
Good	Meets all present requirements. No deficiencies
Excellent	As new/state of art, meets present and foreseeable requirements

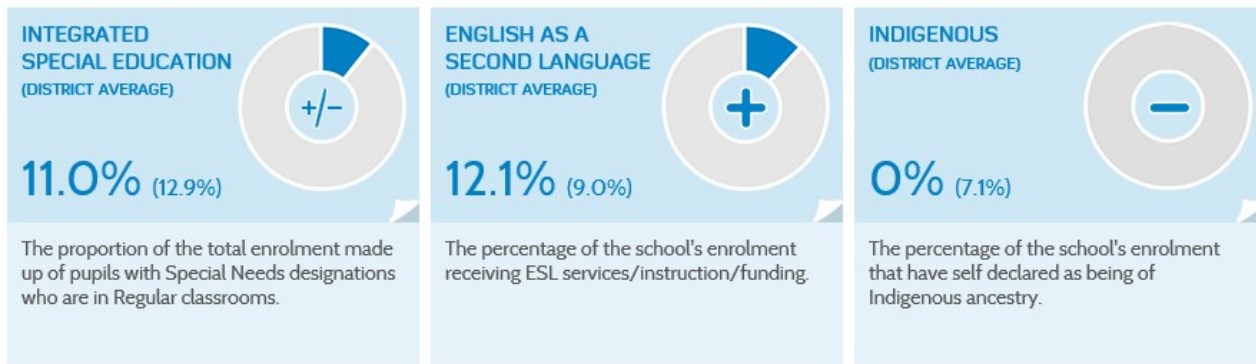
IMMANUEL CHRISTIAN ELEMENTARY SCHOOL

2010 5th Ave N. | <http://ices.lethsd.ab.ca>

School Demographics

Year Built:	N/A
Year Modernized:	N/A
Number of Modular facilities:	N/A
Enrolment 2017-2018:	273
Projected enrolment 2022:	366
Core Capacity:	310
Total Capacity:	310
Utilization 2017-2018:	88%
Projected Utilization 2022:	118%

ENROLMENT PROFILE



About the School

City Sector: North
Boundary map #: None -Open Boundary
Grade structure: Preschool to Grade 5
Programs: Immanuel Christian Elementary School is an Alternative Christian Program. That provides educational opportunities within a Christian Environment.

Facilities Assessment

Facility condition: N/A
Immediate facility needs: N/A
Long term facility needs: N/A

Note: This school is owned and maintained by The Society for Christian Education in Southern Alberta.



To provide a Christian environment in which God calls His children to develop and use their gifts for joyful service in His kingdom.

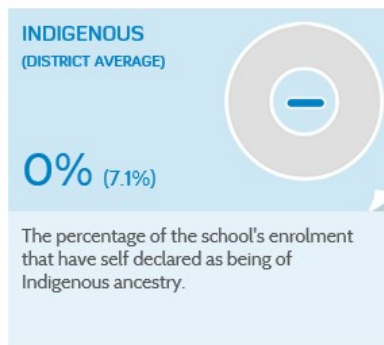
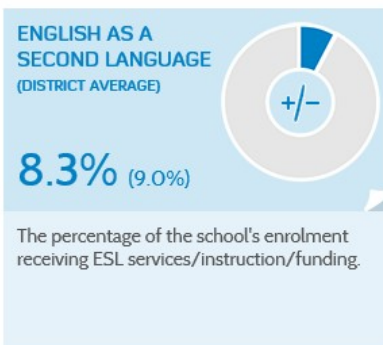

IMMANUEL CHRISTIAN SECONDARY SCHOOL

802 6th Ave North | <http://ics.lethsd.ab.ca>

School Demographics

Year Built:	N/A
Year Modernized:	N/A
Number of Modular facilities:	N/A
Enrolment 2017-2018:	313
Projected enrolment 2022:	349
Core Capacity:	657
Total Capacity:	657
Utilization 2017-2018:	35%
Projected Utilization 2022:	53%

ENROLMENT PROFILE



About the School

City Sector: North

Boundary map #: None– Open Boundary

Grade structure: Grades 6 to 12

Programs: Immanuel Christian Secondary School is an Alternative Christian Program. That provides educational opportunities within a Christian Environment.

Facilities Assessment

Facility condition: N/A

Immediate facility needs: N/A

Long term facility needs: N/A

Note: This school is owned and maintained by The Society for Christian Education in Southern Alberta.



*To provide a Christian environment in which God calls His children
to develop and use their gifts for joyful service in His kingdom.*

LETHBRIDGE CHRISTIAN SCHOOL

3 St. James Blvd North | <http://lcs.lethsd.ab.ca>

School Demographics

Year Built:	N/A
Year Modernized:	N/A
Number of Modular facilities:	N/A
Enrolment 2017-2018:	189
Projected enrolment 2022:	259
Core Capacity:	255
Total Capacity:	255
Utilization 2017-2018:	76%
Projected Utilization 2022:	102%

ENROLMENT PROFILE

INTEGRATED SPECIAL EDUCATION (DISTRICT AVERAGE)



11.1% (12.9%)

The proportion of the total enrolment made up of pupils with Special Needs designations who are in Regular classrooms.

ENGLISH AS A SECOND LANGUAGE (DISTRICT AVERAGE)



11.1% (9.0%)

The percentage of the school's enrolment receiving ESL services/instruction/funding.

INDIGENOUS (DISTRICT AVERAGE)



1.1% (7.1%)

The percentage of the school's enrolment that have self declared as being of Indigenous ancestry.

About the School

City Sector: North
Boundary map #: None– Open Boundary
Grade structure: Kindergarten to Grade 5
Programs: Lethbridge Christian School is an Alternative Christian Program. That provides educational opportunities within a Christian Environment.

Facilities Assessment

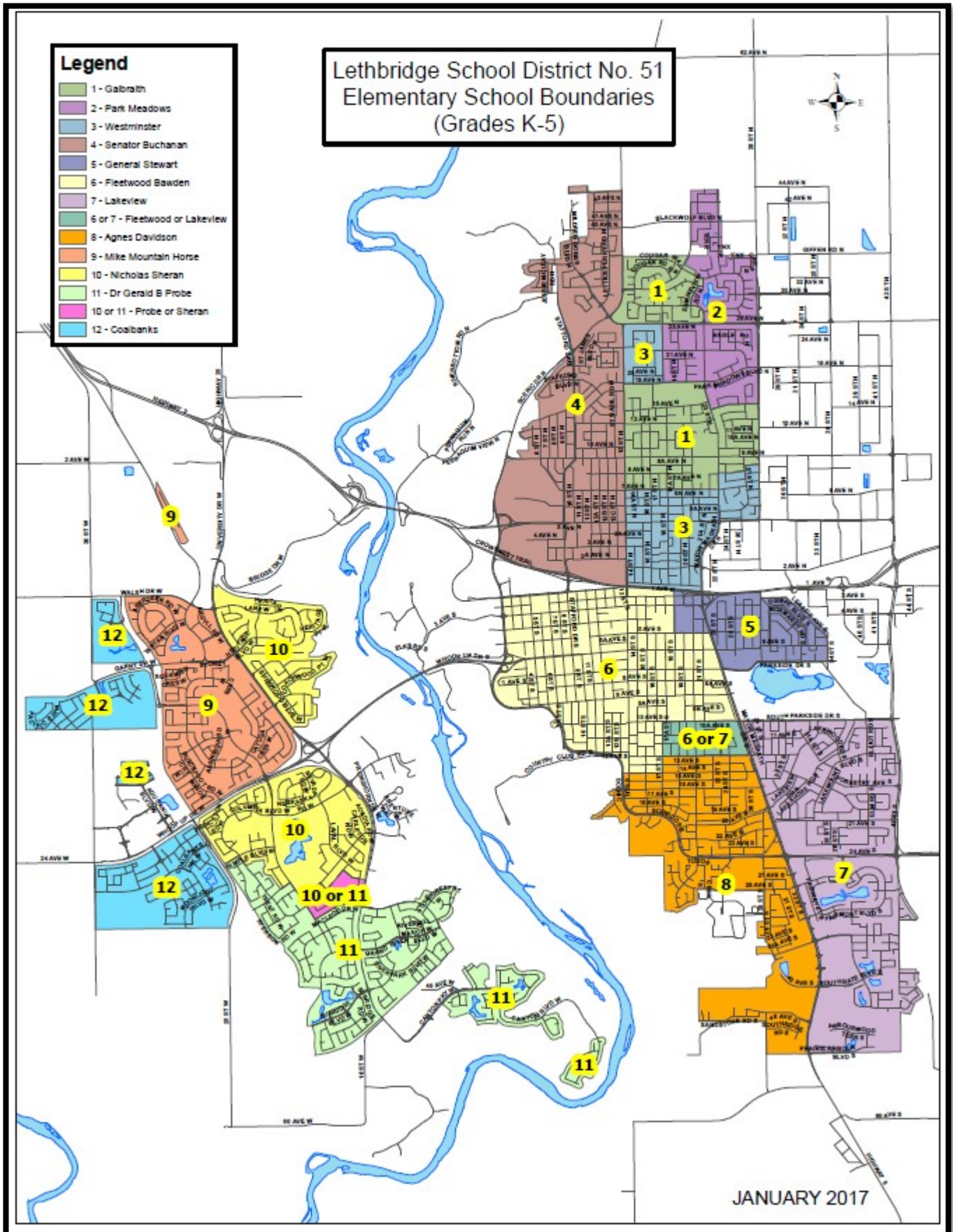
Facility condition: N/A
Immediate facility needs: N/A
Long term facility needs: N/A

Note: This school is owned and maintained by The Lethbridge Christian School Society.



Lethbridge Christian School exists to provide students with a Christ-centered education in an interdenominational setting, challenging them to lifelong excellence as they grow in knowledge and love, and in obedience to Jesus Christ.

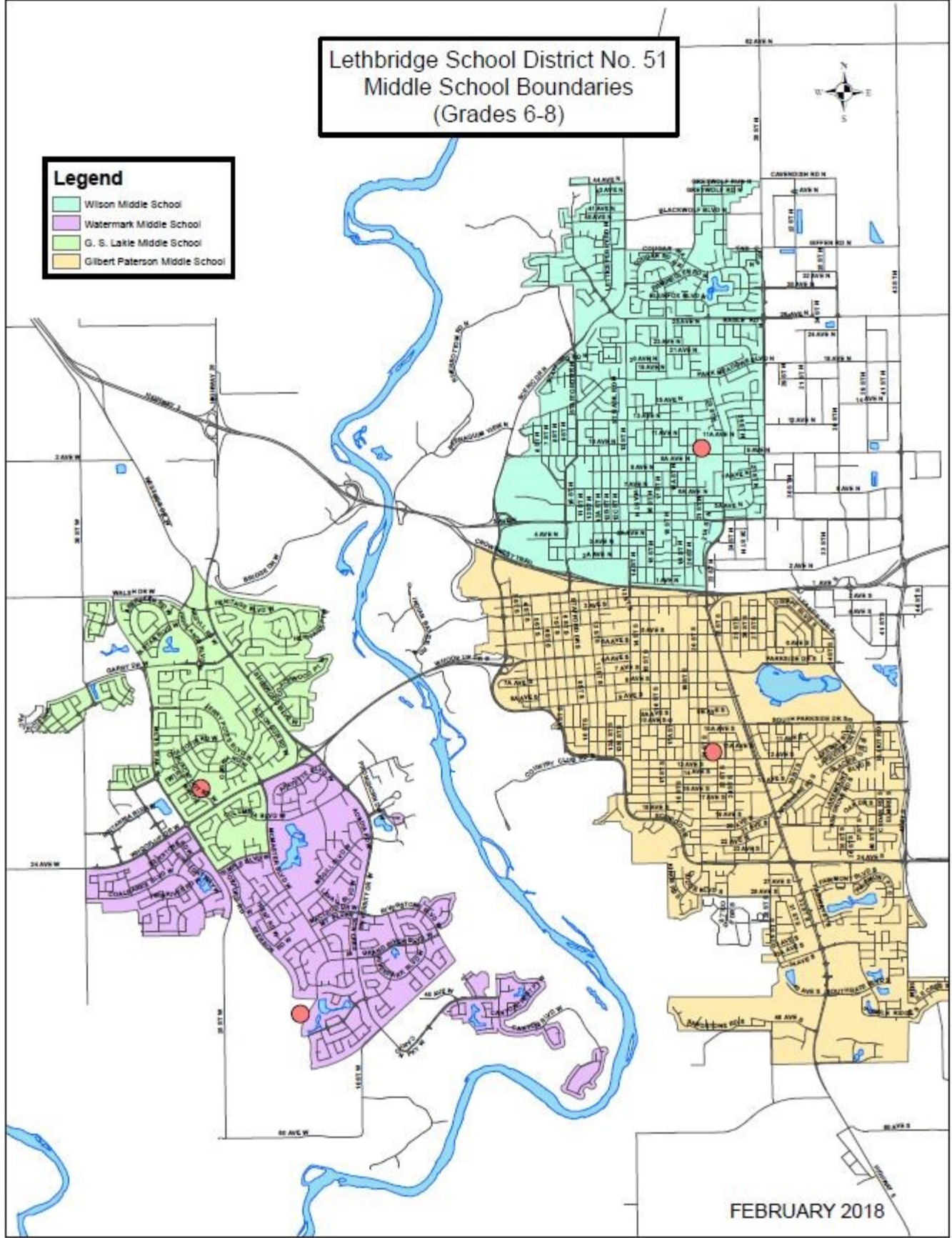
SCHOOL BOUNDARIES



Lethbridge School District No. 51 Middle School Boundaries (Grades 6-8)




Legend

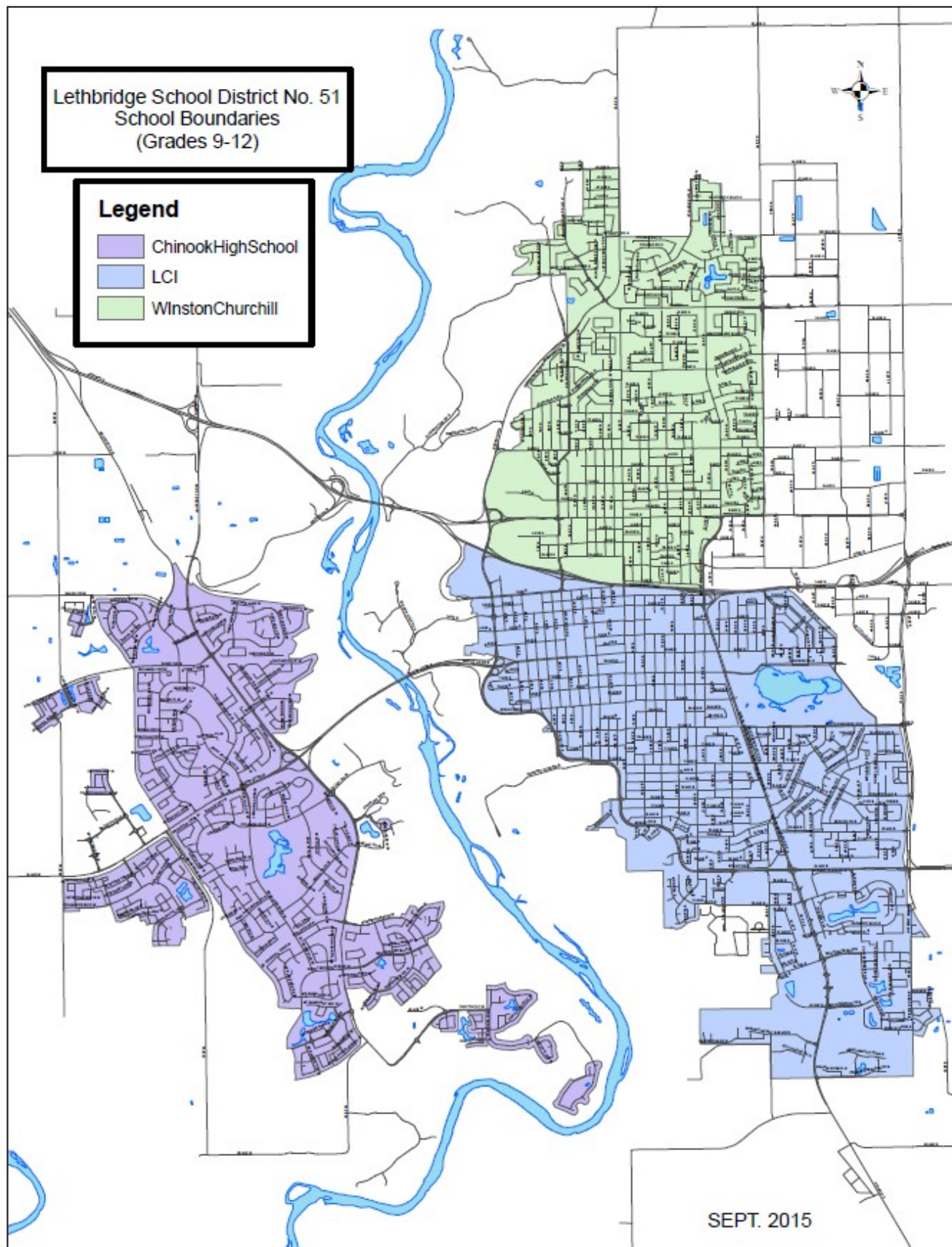
- Wilson Middle School
- Watermark Middle School
- G. S. Laikie Middle School
- Gilbert Paterson Middle School



Lethbridge School District No. 51
School Boundaries
(Grades 9-12)

Legend

-  Chinook High School
-  LCI
-  Winston Churchill



SEPT. 2015

GLOSSARY OF TERMS

From the School Capital Manual, Government of Alberta, 2015

Adjusted Enrolment	The adjusted enrolment for a school uses a Student Allowance Factor to account for the additional space required by some students with special needs for the effective and safe delivery of programs. Students with severe disabilities are counted at a factor of three.
Allowable Area	Space in a school facility, supported by Infrastructure and included in the Area, Capacity and Utilization Guidelines.
Ancillary Space	Instructional areas used for drama, music, arts and other multi- purposes
Approval	"Approval" must be obtained from Education for every school building project intended by a school jurisdiction, as stipulated within the School Act
Area	Numerical amount of space expressed in square metres.
Capacity	The capacity of a new school and the method by which it is established as approved by Infrastructure. Records of capacity for all Alberta schools are maintained by Infrastructure and reflect the capacity established at the time of construction, minus any exclusions or exemptions subsequently approved by Infrastructure
Capital Funding	Funding provided to school jurisdictions for school building projects in accordance with Education's approved budget schedule.
Core Area	The space that is provided to meet the needs of the regular curriculum, including administrative and service areas.
Core School	A school building that is constructed with a permanent core and can be expanded or contracted by the addition or removal of modular classrooms.
Facilities Plan	A general or broad plan for facilities and facility development within a school jurisdiction.
Facility Evaluation	Assessment of facility characteristics, which includes site, architectural and engineering components, maintenance planning, safety, space adequacy and environment protection, to determine the ability of the building to accommodate current and future needs.
Gross Area	The area within the perimeter of a school building that is measured from outside to outside of the building's exterior finish.

Infrastructure Maintenance and Renewal (IMR) program	Provides funding to (a) replace building and site components which have failed and pose health and safety problems for students and staff, (b) extend the useful life of school facilities and sites and (c) maintain the quality of the school environment.
Infrastructure Project	A project involving the design, construction, renovation, expansion, alteration, modernization, upgrading, rehabilitation, redevelopment, restoration, replacement, maintenance, repair, or demolition of a building, road, bridge, water treatment facility or other civil engineering works.
Instructional Area	Those areas of a school building that are designated for purposes of instruction, examinations and other student activities where direct or indirect student-teacher interaction is maintained or scheduled. Also included are storage areas considered directly related to various instructional areas (i.e., gym storage, drama storage and science preparation areas).
Jurisdictional Capacity	Represents the total enrolment capacity for a school jurisdiction.
Legislation	Refers to School Act.
Modernization Project	The restoration of an entire or a portion of a school facility to improve its functional adequacy and suitability for present and future educational programs.
Modular Classroom	Prototypical modular classroom units built at a central location and transported to schools across Alberta. These units are based on specifications that ensure significantly improved heating and ventilation, soundproofing, resistance to mold, ease of serviceability and several other factors that differentiate them for the older modulares that are also part of schools across the province. The Government of Alberta's goal is to eventually replace all the older portable with the prototypical Modular Classrooms.
Needs Assessment Report	A report that outlines a jurisdiction's educational needs, conditions of building components, sketch plan(s), brief description and cost estimate of proposed project(s).
Non-Instructional Area	Areas of a school building that are designated for administration, general storage, staff room and staff work area, infirmary, washroom, shower and change rooms, mechanical and electrical areas, entrances, circulation areas, elevators, ramps, and exterior walls.
Plant Operations and Maintenance Funding	Funding provided to address the costs associated with the maintenance and operation of schools to ensure they are safe, comfortable and a suitable learning environment for students.

School Building	Means a building used for the instruction or accommodation of students that is owned or occupied by (i) a school jurisdiction, (ii) a school jurisdiction and a municipality, or (iii) a school jurisdiction and another person.
School Building Project	Means (i) the purchase, erection, relocation, renovation, furnishing or equipping of, (ii) making of structural changes in, (iii) the addition to or extension of a school building, or (iv) the building of access roads or site preparation for a school building.
Site Development	Provision of utility services, access, location of buildings, playfields and landscaping.
Utilization Rate	The ratio determined by dividing a jurisdiction's total adjusted student enrolment by its net capacity.
Viable Schools	Schools that are required for the long term to accommodate students.



New West Lethbridge Middle School, under construction,
January 2018



Three Year Capital Plan

**2018-2019
to
2020-2021**

March 2018